



University of Sussex
Business, Management & Economics

Economics Department Working Paper Series

No. 37-2012

TARGETS FOR GLOBAL CLIMATE POLICY: AN OVERVIEW

Richard S.J. Tol

Department of Economics

University of Sussex

UK

Institute for Environmental Studies

Department of Spatial Economics

Vrije Universiteit

Amsterdam, The Netherlands

R.Tol@sussex.ac.uk

Abstract: A survey of the economic impact of climate change and the marginal damage costs shows that carbon dioxide emissions are a negative externality. The estimated Pigou tax and its growth rate are too low to justify the climate policy targets set by political leaders. A lower discount rate or greater concern for the global distribution of income would justify more stringent climate policy, but would imply an overhaul of other public policy. Catastrophic risk justifies more stringent climate policy, but only to a limited extent.

JEL Classification: Q54, Q58

Key Words: climate change; climate policy; first-best

1. Introduction

Climate change is one of today's defining problems. It is often described as the largest problem, or the largest environmental problem of the 21st century (Stern et al. 2006) – without much evidence. Climate change has been said to fundamentally challenge economics as a discipline (van den Bergh 2004). More sober people would recognize greenhouse gas emissions as an externality. It is an externality that is global, pervasive, long-term, and uncertain – but even though the scale and complexity of this externality is unprecedented, economic theory is well equipped for such problems – and advice based on rigorous economic analysis is anyway preferred to wishy-washy thinking. This paper surveys the literature on first-best climate policy.

The first benefit-cost analysis of greenhouse gas emission reduction was published in 1991 by William D. Nordhaus of Yale University (Nordhaus 1991). It was a static, aggregate analysis, but was soon followed by dynamic studies (Nordhaus 1992; Nordhaus 1993) and regionally disaggregated ones (Nordhaus and Yang 1996). Nordhaus' research was influential and his findings controversial. Nordhaus concluded (i) that modest emission reduction is desirable now; (ii) that the ambition of climate policy should accelerate over time; but (iii) that the atmospheric concentration of greenhouse gases should not be stabilized. Conclusion (ii) is qualitatively uncontroversial, but the rate of acceleration is disputed. Conclusions (i) and (iii) are controversial, within the economics profession but particularly outside.

I discuss these topics in Sections 4-6, after reviewing the benefits and costs of climate policy in Sections 2 and 3. In Section 7, I discuss the notion of optimality and the specification of the welfare function. Section 8 concludes.

2. The benefits of climate policy

2.1. *The impact of climate change on welfare*

There are 16 studies and 17 estimates of the *global* welfare impacts of climate change. (Nordhaus 1994a) interviewed a limited number of experts. (Fankhauser 1994; Fankhauser 1995; Nordhaus 1994b; Nordhaus 2008; Tol 1995; Tol 2002a; Tol 2002b) multiplied estimates of the “physical effects” of climate change with estimates of their price. (Bosello et al. 2012) use similar estimates of the physical impacts but compute the general equilibrium effects on welfare. (Maddison 2003; Mendelsohn et al. 2000b; Mendelsohn et al. 2000a; Nordhaus 2006) use observed variations (across space) in prices and expenditures to discern the effect of climate. (Maddison and Rehdanz 2011; Rehdanz and Maddison 2005) use self-reported well-being.

There is broad agreement between these studies in four areas. First, the welfare effect of a doubling of the atmospheric concentration of greenhouse gas emissions on the current economy is relatively small—a few percentage points of GDP. The impact of a century of climate change is roughly equivalent to a year's growth in the global economy.

Second, the initial benefits of a modest increase in temperature are probably positive, followed by losses as temperatures increase further. Figure 1 illustrates this pattern. The initial benefits arise partly from CO₂ fertilization, and partly from reduced heating costs and cold-related health

problems in temperate zones. However, the initial warming can no longer be avoided; these are sunk benefits.

Third, as illustrated in Figure 1, the uncertainty is vast and right-skewed. Undesirable surprises are more likely than desirable surprises. For instance, the climate sensitivity – the equilibrium warming due to a doubling of the atmospheric concentration of carbon dioxide – is bounded from below by the laws of physics but it is hard to put an upper bound on its value. It is relatively easy to paint disastrous pictures of the impacts of climate change – rapid sea level rise in the Bay of Bengal leading to mass migration and nuclear war – but difficult to imagine that climate change would make the world prosperous and peaceful. Estimates stop at 3°C of global warming, but climate change may well go beyond that. The uncertainties about the impacts are compounded by extrapolation (Tol 2012).

Fourth, not shown in Figure 1, poorer countries tend to be more vulnerable to climate change. Poorer countries have a large share of their economic activity in sectors, such as agriculture, that are directly exposed to the weather. Poorer countries tend to be in hotter places, and thus closer to their biophysical limits and with fewer technical and behavioral analogues. Poorer countries also tend to be worse at adaptation, lacking resources and capacity (Yohe and Tol 2002).

2.2. *The social cost of carbon*

The marginal damage cost of carbon dioxide is defined as the net present value of the incremental damage due to a small increase in carbon dioxide emissions (Newbold et al. 2010). If evaluated along an arbitrary emissions trajectory, I refer to the marginal damage costs as the social cost of carbon. If evaluated along the optimal emission trajectory, it is of course the Pigou tax (Pigou 1920).

There are 75 studies of the social cost of carbon, with 588 estimates.¹ The social cost of carbon depends on many things. The total welfare impact of climate change is but one input. Other parameters are the rate of pure time preference, the growth rate of per capita consumption, and the elasticity of marginal utility of consumption. Estimates also differ with regard to projections of CO₂ emissions, the carbon cycle, the rate of warming, and so on. Different studies may calibrate a different curve to the same benchmark estimate of the total impact. Alternative population and economic scenarios also yield different estimates, particularly if vulnerability to climate change is assumed to change with a country or region's degree of development and if forecasts about development patterns are different. Marginal cost estimates further vary with the way in which uncertainty is treated and with how regional effects of climate change are aggregated.

I applied a kernel density estimator to the 588 observations (expressed in 2010 US dollars, and pertaining to emissions in the year 2010). I use one parameter from each published estimate of the social cost of carbon (the mode) and the standard deviation of the entire sample²—and build

¹ The studies are listed in the appendix. The data are linked there.

² In a conventional Kernel density estimation, sometimes referred to a Laplacean mixing, the spread parameter is chosen so as to minimize the distance to some assumed density function. This may imply overconfidence. If both the

up an overall distribution of the estimates and their surrounding uncertainty on this basis.³ Figure 4 illustrates the method. Figure 2 shows the cumulative distribution function of the marginal damage costs of carbon dioxide emissions. Just looking at the distribution of the medians or modes of these studies is inadequate, because this does not give a fair sense of the uncertainty surrounding these estimates – it is particularly hard to discern the right tail of the distribution, which may dominate the policy analysis (Weitzman 2009b).

Figure 2 reaffirms that uncertainty about the social costs of climate change is very large. Table 2 shows some characteristics. The mean estimate in these studies is a marginal cost of carbon of \$196 per metric tonne of carbon, but the modal estimate is only \$49/tC. Of course, this divergence suggests that the mean estimate is driven by some very large estimates. This large divergence is partly explained by the use of different pure rates of time preference in these studies. Figure 2 extracts three subsamples from the complete list of studies, each using a different common pure rate of time preference. A higher rate of time preference means that the costs of climate change incurred in the future have a lower present value, and so for example, the mean social cost of carbon for the studies with a 3 percent rate of time preference is \$25/tC, while it is \$296/tC for studies that choose a zero percent rate of time preference. But even when the same discount rate is used, the variation in estimates is large. The means are pulled up by some studies with very high estimated social costs. This effect is stronger for lower discount rates. Figure 2 shows that the estimates for the whole sample are dominated by the estimates based on lower discount rates.

Although Table 2 reveals a large estimated uncertainty about the social cost of carbon, there is reason to believe that the actual uncertainty is larger still. First of all, the social cost of carbon derives from the total economic impact estimates, of which there are few, incomplete estimates. Second, the researchers who published impact estimates are from a small and close-knit community who may be subject to group-think, peer pressure and self-censoring.

Figure 3 shows the kernel density, splitting the sample between those studies that use an arbitrary scenario and an optimal scenario. The sample is limited to a 3% pure rate of time preference, the common assumption in optimal control studies. As expected, the Pigou tax is lower than the social cost of carbon – for instance, the median Pigou tax is \$21/tC and the median social cost of carbon is \$26/tC – but the difference is not statistically significant. (Few studies report estimates in both, so we cannot match observations to compute the difference.) The Pigou tax is lower because imposing a carbon tax would reduce emissions and hence impacts as well as marginal impacts.

3. The costs of climate policy

kernels and the target density are Normal, for instance, then the spread parameter is 1.06 times the sample standard deviation over the number of observations to the power 0.2; $1.06 \times 588^{0.2} = 0.3$.

³ I used the Fisher-Tippett distribution, the only two-parameter, right-skewed, fat-tailed distribution that is defined on the real line. A few published estimates are negative, and given the uncertainties about risk, fat-tailed distributions seem appropriate (Tol 2003; Weitzman 2009b). I use weights that reflect the age and quality of the study as well as the importance that the authors attach to the estimate – some estimates are presented as central estimates, others as sensitivity analyses or upper and lower bounds.

3.1. Total cost of climate policy

The Kaya identity helps to understand trends in carbon dioxide emissions and options for emission reduction. It has that total emissions (M) equal the number of people (P) times per capita income (Y/P) times the energy intensity of production (E/Y) times the carbon intensity of the energy sector (M/E). This implies that emission reduction can be achieved by population and economic shrink. The latter proved to be an effective strategy by the collapse of the Soviet Union. China sometimes argues that its one-child policy is its main contribution to international climate policy (Ryan 2012). Governments seeking re-election would, however, focus on improving energy and carbon intensity.

Because energy is a cost and energy use has no intrinsic benefit (as opposed to energy services such as heat, light and transport), energy efficiency has improved steadily for as long as we have data (Fouquet 2008). Emission reduction would require accelerating that trend beyond what is the revealed preference, which implies a cost to the economy (unless the energy market is distorted). Improving the carbon intensity of the energy sector requires switching to energy sources that, at the moment, cannot compete in the market. Again, this implies a cost. Alternatively, carbon dioxide can be captured before being emitted and stored underground. There is no inherent benefit to this at the scale required, so again a cost is implied. Of course, these are the direct costs only. As energy use is pervasive, general equilibrium effects are substantial.

The IPCC⁴ periodically surveys the costs of emission abatement (Barker et al. 2007; Hourcade et al. 1996; Hourcade et al. 2001); there are the EMF⁵ overview papers (Weyant 1993; Weyant 1998; Weyant 2004; Weyant et al. 2006; Weyant and Hill 1999), and there are meta-analyses as well (Barker et al. 2002; Fischer and Morgenstern 2006; Kuik et al. 2009; Repetto and Austin 1997; Tavoni and Tol 2010). There are two equally important messages from this literature. First, a well-designed, gradual policy can substantially reduce emissions at minimal cost to society. Indeed, it would be difficult to empirically detect this impact as it would be small relative to the variability in economic growth. The costs of emission reduction would also increase if emissions grow faster, if the price of fossil fuels is lower, or if the rate of technological progress in alternative fuels is slower than anticipated. This risk is two-sided. Emissions may grow more slowly, the price of fossil energy may be higher, and the alternative fuels may progress faster than expected.

The second message is that ill-designed policies, or policies that seek to do too much too soon, can be orders of magnitude more expensive. While the academic literature has focussed on the former, policy makers have opted for the latter. The costs of emission reduction increase if:

- different countries, sectors, or emissions face different explicit or implicit carbon prices (Boehringer et al. 2006b; Boehringer et al. 2006a; Boehringer et al. 2008; Manne and Richels 2001; Reilly et al. 2006);
- the carbon prices rises faster or more slowly than the appropriate discount rate (Manne and Richels 1998; Manne and Richels 2004; Wigley et al. 1996);
- climate policy is used to further other, non-climate policy goals (Burtraw et al. 2003); and
- climate policy adversely interacts with pre-existing policy distortions (Babiker et al. 2003; Parry and Williams III 1999).

⁴ Intergovernmental Panel on Climate Change; <http://www.ipcc.ch/>

⁵ Energy Modeling Forum; <http://emf.stanford.edu/>

Unfortunately, each of these four conditions is likely to be met in reality. For instance, only select countries have adopted emissions targets. Energy-intensive sectors that compete on the world market typically face lower carbon prices than do other sectors. Climate policy often targets carbon dioxide but omits methane and nitrous oxide. Emission trading systems have a provision for banking permits for future use, but not for borrowing permits from future periods. Climate policy is used to try and enhance energy security, stimulate growth and create jobs. Climate policy is superimposed on energy and transport regulation and taxation. Second-best policies are, however, not the focus of this paper.

3.2. *Marginal abatement costs*

As noted above, there are many studies of the impact of climate policy. I here rely on single group of estimates, summarized by (Clarke et al. 2009). This includes the models with the best academic pedigree, and the policy scenarios run by the models allows for comparing the results. The drawback of this choice is, of course, that relevant information from other studies is ignored.

The model comparison in (Clarke et al. 2009) includes 10 models. Three alternative targets are examined. One set of scenarios are cost-effective: The same carbon tax is applied to all greenhouse gas emissions from all sectors in all countries (static efficiency) and the carbon tax rises with the appropriate discount rate over time (dynamic efficiency). In another set of scenarios, the concentration target applies in 2100 only rather throughout the 21st century. In a third set of scenarios, emerging countries delay their participation in international climate policy and developing countries delay further. In addition, three models reported sensitivity analyses on assumptions with regard to growth scenarios and developments in energy technology.

The data in (Clarke et al. 2009) are incomplete: No model presents results for every policy scenario. There is selection bias: The more expensive models tend not to report the more ambitious policy targets. Following (Tavoni and Tol 2010), I therefore first impute the missing observations using the following regression model for the carbon tax τ in 2015:

$$(1) \quad \ln(\tau_{m,s}) = -0.0175 C_{2100} + 0.610 I_{\{C_t \leq \hat{C}_t\}} + 0.931 I_{\{R_r > 0\}} + \sum_{\mu} \delta_{\mu} I_{\{m=\mu\}} + u_{m,s}$$

(0.001) (0.180) (0.152)

where C_{2100} is the greenhouse gas concentration in 2100. There are dummies, from right to left, for the model, for global participation, and for approaching the concentration target from below. The model fit is good: The adjusted R^2 is 95%. The estimated parameters are highly significant and have the expected sign: more stringent targets require higher taxes, disallowing temporary overshoot adds to the costs, and if some countries do not participate others will have to work harder.

I use Equation (1) to impute the missing observations, and to consider additional targets. I apply a similar kernel density estimator as above to these 13 observations (per target). I use a Gamma kernel, as the required tax is bounded from below at zero. I use the mode as the location variable. I use the empirical standard deviation as the spread variable.

Figure 4 shows the results for the 550 ppm CO₂e target. Figure 5 shows percentiles characteristics as a function of the concentration target. Figure 4 reveals that the kernel density has a plateau between \$25/tC and \$150/tC, indicating strong disagreement between models. The left tail rapidly trails to zero, but the right tail is much fatter. Equation (1) has that the modal

marginal abatement costs are exponential in the ultimate target. Figure 5 shows that this assumption carries over to the percentiles of the kernel density.⁶

4. The desired ambition in the short term

In Section 2, I derived a probability density function $f(s)$ for the social cost of carbon s , the desired intensity of climate policy. In Section 3, I derived a probability density function of the carbon tax τ required to meet a particular target C , $f(\tau|C)$. I used a regression model to impute the missing values so as to avoid selection bias. That model has the required tax as a linear function of the natural logarithm of the target concentration. This implies that we also know the probability density of the concentration target.

By definition

$$(2) \quad f(\tau|C) = \frac{f(\tau,C)}{f(C)}$$

Therefore

$$(3) \quad f(C|\tau) = f(\tau|C) \frac{f(C)}{f(\tau)} = f(\tau|C)$$

The last step is because $f(\tau,C)$ is degenerate – τ is a function of C – so that $f(C)=f(\tau)$. Thus, we can derive a probability density function of the optimal concentration:

$$(4) \quad f(C) = \int_s f(C|\tau)f(s)ds$$

Figure 6 shows the result. The spread reflects the uncertainty about the impact of imposing a carbon tax. The uncertainty about the desirability of a carbon tax has been integrated out – see Equation (4). With a 3% pure rate of time preference, a tax equal to the expected marginal damage cost of carbon would set us on course to 625 ppm CO₂e in 2100. The probability of meeting a target below 450 ppm CO₂e is 3%; and the chance of 700 ppm CO₂e or higher is 6%. With a 1% PRTP, the distribution is centred around 550 ppm CO₂e. There is a 9% of falling below 450 ppm CO₂e, and a 2% of 700 ppm CO₂e or higher. With a 1% PRTP, the mode is at 475 ppm CO₂e. There is 40% that concentrations will be below 450 ppm CO₂e, and a 1% probability of exceeding 700 ppm CO₂e.

As above, there is an economic rationale for emission reduction. Leaving emissions unabated is suboptimal. It is more difficult, however, to justify very stringent emission reduction. The EU and UN have adopted an ultimate target of 2°C global warming. If greenhouse gas concentrations stabilize around 450 ppm CO₂e, there is a 50% of staying below 2°C warming. It is hard to argue that this is the optimal target.

5. The desired trajectory

The optimal trajectory of greenhouse gas emission reduction has attracted a lot of scholarly attention in a cost-effectiveness setting, where the ultimate target is exogenous to the analysis. If technological progress is exogenous, welfare is maximum if abatement targets are modest in the short term but get more ambitious over time (Wigley et al. 1996). There are four factors that

⁶ Note that the 97.5% trails off for very stringent targets because the kernel density was knotted at \$5000/tC.

explain this. (i) The capital stock turns over slowly, so that overly stringent emission reduction in the short term would require premature scrapping of capital and durable consumption goods. (ii) Technological progress is typically assumed to narrow the gap in costs between fossil energy and renewables. Future emission reduction is thus cheaper than current emission reduction. (iii) The discount rate puts a premium on costs incurred in the short run. (iv) Greenhouse gases degrade in the atmosphere, so that later emission reduction is more effective than earlier emission reduction.

If technology is endogenous, and progresses through investment in R&D, the optimal trajectory does not change qualitatively (Goulder and Mathai 2000;Schwoon and Tol 2006). If technology progresses through learning-by-doing, the qualitative pattern may change (Goulder and Mathai 2000;Schwoon and Tol 2006). With learning-by-doing, current emission reduction makes future emission reduction less expensive. This is a reason for more stringent climate policy in the short run. However, as the costs of future emission reduction fall, an incentive is created to postpone emission reduction. Calibrated models show that learning-by-doing does not have much effect on the optimal emission reduction trajectory (Bosetti et al. 2006;Gerlagh and van der Zwaan 2003).

If policy aims to meet some concentration or temperature target in the long-term, then the cost-effectiveness analysis is essentially a Hotelling problem (Hotelling 1931). If the target is to cap carbon dioxide concentration at say 550 ppm, then we can emit only so and so much carbon dioxide. Each emitted ton further exhausts the resource of permitted emissions. The optimal solution to a Hotelling problem is that the shadow price rises with the rate of discount. In fact, carbon dioxide degrades in the atmosphere so this is a renewable resource problem. Therefore, the shadow price should rise with the rate of discount plus the rate of degradation (Dasgupta 1982). Over a hundred year period, carbon dioxide degrades by about 0.6% per year.

Less attention has been paid to the optimal trajectory in a welfare-maximizing framework. There are a number of studies of the evolution over time of the marginal damage costs of greenhouse gas emissions (see appendix). The results are displayed in Figure 7. As above, kernel density estimation is used, assuming a Gamma distribution with the sample standard deviation and the estimate as mode.

If we take all studies, the mean growth rate of the marginal damage cost is 2.3% per year, with a standard deviation of 1.5%. If we take all studies that use a no-policy scenario, the mean growth rate of the social cost of carbon is 2.5% with a standard deviation of 1.8%. If we take all studies that use an optimal scenario, the mean growth rate of the Pigou tax is 2.1% with a standard deviation of 1.0%.

The difference in growth between the social cost of carbon and the Pigou tax is because climate policy affects climate change in the long run, but not in the short run. The Pigou tax is therefore not only lower than the social cost of carbon (cf. Figure 3), it also rises more slowly.

There is a sharp contrast between dynamic efficiency and dynamic cost-effficacy. In the latter case, the price of carbon should rise at the Hotelling rate, which is about 0.6%⁷ higher than the rate of discount. In the former case, the price of carbon should rise at some 2% per year.

There is a further twist to this story. The marginal cost of emission reduction should equal either the shadow price of carbon or the Pigou tax, and the marginal cost of emission reduction should thus go up with the growth rate of either – unless there are intertemporal spillovers in emission reduction costs. If emission reduction now makes future emission reduction cheaper (dearer),

⁷ the average atmospheric degradation over a 100 years

then the current carbon tax should be higher (lower) and the growth rate of the carbon tax lower (higher). This effect is implicit in many models but I am not aware of any explicit estimates of the impact on the growth rate of the price of carbon.

6. The ultimate objective

Article 2 of the United Nations Framework Convention on Climate Change (UN 1992) has that “the ultimate objective [...] is to achieve [...] stabilization of greenhouse gas concentrations in the atmosphere at a level that would prevent dangerous anthropogenic interference with the climate system. Such a level should be achieved within a time-frame sufficient to allow ecosystems to adapt naturally, to ensure that food production is not threatened and to enable economic development to proceed in a sustainable manner”. At first sight, this may seem to be the typical diplomatic waffle that allows for a broad agreement on an essentially meaningless statement. The conditions for the level of stabilization are indeed vague and open to any interpretation. In a typical stock model, stabilization of concentrations implies stabilization of emissions. Article 2 appears to be void of meaning.

Carbon dioxide, however, is not a typical stock. Carbon dioxide is removed from the atmosphere by a number of processes. (Maier-Reimer and Hasselmann 1987) show that, mathematically, it is better to think of ambient carbon dioxide as five different stocks each with a distinct removal rate, rather than a single stock. Broadly, the stocks are associated with different processes of carbon dioxide degradation. About 10% of carbon dioxide is removed by the terrestrial biosphere; this carbon dioxide has an atmospheric half-life of two years. On the other hand, about 13% of carbon dioxide is removed by geological processes (e.g., rock weathering) at a geological time-scale. At a human time-scale, this carbon dioxide stays in the atmosphere forever. As the degradation rate is zero, stabilization of concentrations implies zero emissions.

The ultimate objective of the UNFCCC is therefore a complete elimination of carbon dioxide emissions.

Zero emissions as stipulated by international law are hard to justify in a benefit-cost analysis. Emission reduction is easy to justify. You have to show that carbon dioxide is a negative externality, as was done in Section 3.2. Total emission reduction is much more difficult. There are two sides to a cost-benefit analysis. A little bit of emission reduction has a certain benefit. If emissions are cut further, benefits fall because you improve upon a smaller problem. As emissions approach zero, benefits approach zero too. There is a real benefit if the world warms by 3°C instead of 4°C. Is there a measurable benefit if the world warms by 2.00°C instead of 2.01°C?⁸ At the same time, a little bit of emission reduction is cheap, more emission reduction is more expensive, and total emission reduction is very expensive. Total emission reduction requires that an acceptable alternative is found for every use of fossil fuel, including its many niche applications. That is expensive – and the benefits are low.

Benefit-cost analysis therefore cannot justify a complete elimination of carbon dioxide emissions.

⁸ Impacts functions of climate change are misspecified in the limit. Continuous warming cannot be optimal. If it gets warm enough, the oceans will evaporate. The human body cannot tolerate prolonged exposure to temperatures above 55°C. Impact functions do not include these issues, and a cost-benefit analysis will therefore not keep temperatures below these thresholds. However, these thresholds are so far removed from realistic assessments of future temperatures that this discussion is irrelevant in practice.

On the one hand, international law says that emissions should be eliminated. On the other hand, welfare optimization says they should not. This problem is less fundamental than it appears. Climate policy in the short term is reasonably independent of the ultimate target. Cost-benefit analysis recommends that carbon dioxide emissions should not be eliminated for the sake of climate change. However, finite fossil fuel resources and technological progress in renewable energy imply that emissions would go to zero anyway. Climate policy would accelerate that process.

7. Time, space, uncertainty

7.1. The discount rate

The discount rate is one of economists' favourite topics for discussion. At an axiomatic level, however, things are relatively clear. An intertemporal welfare function cannot simultaneously satisfy two conditions: either one prefers a situation in which one generation is better off and none worse off (Pareto), or one is sensitive to a re-ordering of generations (anonymity) (van Liedekerke and Lauwers 1997). Neither axiomatic violation is pretty, but because generations arrive in order, discounted utilitarianism seems to be the better choice (Koopmans 1960; Koopmans 1966; Koopmans 1967). (Asheim and Mitra 2010; Zuber and Asheim 2012) define welfare functions that satisfies anonymity (and hence violate Pareto) and (Dietz and Asheim 2012) explore the implications for climate policy (while assuming, incongruently, that discounted utility informs all other decisions)⁹ and find a modest acceleration of "optimal" emission control.

Most of the discussion, however, is focused on (1) the pure rate of time preference in the (Ramsey 1928) discount rate and (2) hyperbolic discounting.

Figure 2 shows estimates of the marginal damage cost of carbon dioxide emissions for three alternative pure rates of time preference. Unsurprisingly, a lower pure rate of time preference implies a greater concern about a problem with slow dynamics like climate change. Some authors argue, on ethical grounds, for a low discount rate (Cline 1992; Stern et al. 2006). Other authors argue, on ethical grounds, that the will of the people should be respected and that all empirical evidence has that people discount future utility (Bradford 2001; Nordhaus 2007).

So, there are good reasons to use a high discount rate and good reasons to use a low discount rate. Hyperbolic discounting allows one to use both. The standard discount rate is geometric. The discount factor falls by the same fraction per period. This implies that the relative difference between year 10 and year 11 is the same as the relative difference between year 100 and year 101. That is counterintuitive. Year 10 v 11 is more like year 100 v 110. Empirical evidence has that people indeed use a hyperbolic discount factor (Cropper et al. 1992; Henderson and Bateman 1995).¹⁰ The discount rate falls as the time horizon expands.¹¹ The near future of climate policy is then discounted at a rate comparable to other short term problems, while the far future is not

⁹ (Alvarez-Cuadrado and Van Long 2009) and (Chichilnisky 1996) replace anonymity with weaker non-dictatorship axioms, but this has yet to be applied to climate policy.

¹⁰ A hyperbolic discount factor also emerges as the certainty equivalent of a geometric discount factor. See below.

¹¹ This implies time-inconsistency: decisions are revised because of the mere passing of time.

discounted much further. This implies, obviously, that “optimal” emission control is more stringent (Guo et al. 2006;Newell and Pizer 2003).

7.2. *Equity weighting*

In Section 2, the impacts of climate change are measured in welfare-equivalent income losses. Care needs to be taken that the measure used is indeed a welfare-equivalent. In the older literature on the impacts of climate change, researchers estimated the impact in various regions of the world and added up the dollars to a world total. That is incorrect (Sandmo 2011).

The starting point of an optimal climate policy is a global welfare function. The marginal damage cost of climate change is the first partial derivative of global welfare to emissions, divided by the marginal utility of consumption. Adding the dollar impacts on regions to a global total assumes that there is neither risk aversion nor inequity aversion – a rather debatable assumption.

The correct welfare equivalent uses so-called equity weights when adding impacts across regions (Azar and Sterner 1996;Fankhauser et al. 1997;Fankhauser et al. 1998). Assuming a utilitarian welfare function – global welfare is the sum of regional utility – and a CRRA utility function – regional utility is a power function of average consumption – equity weights equal global average per capita consumption over regional average per capita consumption raised to the power of the rate of risk aversion.

Equity weights are greater (smaller) than one for regions whose income falls below (above) the world average. Typically, impacts are found to be greater in poor countries, so equity weighing increases the global impacts of climate change.

This conclusion is not universal. (Anthoff et al. 2009b) find substantial benefits from carbon dioxide fertilization of agriculture. These benefits are in the near future (because ocean heat diffusion is irrelevant, unlike for temperature) and fall disproportionately on the poor.

(Anthoff et al. 2009a) and (Anthoff and Tol 2010b) explore equity weights in the context of a regional decision maker. In the latter paper, equity weights vanish if impacts are compensated – that is, there are income transfers between regions. However, monetized impacts are then discounted at a different rate, namely the discount rate of the compensator rather than the compensated.

7.3. *Uncertainty*

Uncertainty is one of the key features of the climate problem, and it has played an important role in decision analysis of climate policy (Pindyck 2012). Indeed, the results above are conveyed in a probabilistic manner. Most economists would be aware of the standard certainty equivalences. In many cases, a cost-benefit analysis under uncertainty is tantamount to equating the *expected* marginal costs to the *expected* marginal benefits. Because climate change is a large scale and long term problem, things are not as simple.

For example, (Gollier 2002a;Gollier 2002b;Gollier and Weitzman 2010;Weitzman 2001) show that if there is uncertainty about the pure rate of time preference or future economic growth, then the certainty-equivalent consumption discount rate is not constant, but rather falls over time. One

could apply a falling discount rate to the expected costs and benefits. However, a function of two certainty equivalents is not necessarily a certainty equivalent – and certainly not if climate change or climate policy affects the growth path of the economy. Analytical results on certainty equivalents can provide shortcuts in a numerical analysis, but some of the underlying assumptions may be violated. It is better, therefore, to do the full policy analysis under uncertainty and use the analytical results to help interpret the results.

(Tol 1999) first showed that the Pigou tax on greenhouse gas emissions is larger under risk than under perfect information. This is because of a combination of risk aversion and asymmetric uncertainties. See above. Table 2 confirms that the mean social cost of carbon is indeed greater than the mode. Therefore, risk increases the desired ambition for greenhouse gas emission reduction.

(Nordhaus 2008) suggests that the risk premium – the difference between (i) a conversion from utility to money followed by a risk analysis and (ii) a risk analysis followed by a conversion to money – is negative because high climate change impact scenarios are more likely high income, high emission scenarios. It is unclear whether this result will hold if one assumes that richer countries are less vulnerable to climate change (Anthoff and Tol 2012).

The prospect of learning about the properties of the climate system reduces the impact of risk. Irreversibilities enhance the impact of risk on decisions. It is generally believed that irreversibilities are stronger on the side of the impacts of climate change than on the side of the impacts of greenhouse gas emission reduction (Kelly and Kolstad 1999; Kelly and Kolstad 2001; Kolstad 1996). Irreversibilities thus call for more stringent abatement in the short term.

Besides the uncertainty about model parameters, there is the prospect of things going dramatically wrong because of the climate change. Analysts have used three approaches to incorporate such catastrophic risk. In the first, catastrophe is interpreted as zero utility (Baranzini et al. 2003; De Zeeuw and Zemel 2012; Gjerde et al. 1999; Tsur and Zemel 1996). The probability of a catastrophe then acts as a discount rate – and under particular assumptions about the probability density function, the probability of a catastrophe is simply added to the discount rate. This again calls for more stringent emission reduction. This is counterintuitive at first sight: A higher discount rate implying more concern for the future? The explanation is that greenhouse gas emission reduction would reduce the catastrophe probability, and hence the effective discount rate. This would increase the net present value.

(Keller et al. 2000; Keller et al. 2004; Keller et al. 2005) show that the above is true as long as catastrophe can be avoided. If a catastrophe becomes inevitable, its impact is sunk and should not affect policy.

In the second approach to catastrophic risk, a premium is added to the impact of climate change (Nordhaus 2008; Stern et al. 2006), or highly non-linear term to the impact function (Manne et al. 1995; Weitzman 2012). The former has the effect of increasing the general level of policy stringency. The latter may imply that a particular degree of global warming is avoided at almost any cost. Both approaches are ad hoc.

Figure 8 illustrates the effect of replacing the parabola of Figure 1, $I=aT+bT^2$ as proposed by (Tol 2009), with $I=aT^2+bT^6$, as proposed by (Weitzman 2012). According to this, initial warming has hardly any impact, intermediate warming is beneficial, and large warming is disastrous. This function actually fits the observations better ($R^2=0.74$ versus $R^2=0.62$ for the parabola). However,

two (rather than one) of the observations are deemed outliers. More importantly, the out-of-sample behaviour of the function is driven by a few observations only.

The third approach to catastrophic risk is better founded. (Weitzman 2009b) shows that, under relatively general assumptions, the expected value of the net present impact of climate change may not exist or be arbitrarily large. See also (Nordhaus 2011; Tol 2003; Tol and Yohe 2006; Tol and Yohe 2007; Weitzman 2007; Weitzman 2009a) This could be interpreted as a call for arbitrarily stringent climate policy. That would be wrong (Hennlock 2009; Pindyck 2011).

Arbitrarily stringent climate policy means that we should stop burning fossil fuel now.

Unfortunately, we cannot grow enough food without artificial fertilizers, and we cannot transport that food from the fields to the people without fossil fuels. Arbitrarily stringent climate policy would be a disaster: Billions of people would starve to death.

In fact, (Weitzman 2009b) shows that one cannot apply expected utility maximization to a problem like climate change. It follows that alternative decision criteria should be applied or perhaps developed. (Lempert et al. 1996) and (Anthoff and Tol 2010a) attempt to do this, and call for climate policy that is stringent but not arbitrarily so.

8. Conclusions

I review optimal targets for international climate policy in the short and long run. Carbon dioxide emissions are probably a negative externality, and should therefore be taxed. Using a discount rate similar to the one typically used for public investments, the expected value of the carbon tax is \$25/tC. That carbon tax corresponds to the initial carbon tax of a cost-effective emission reduction trajectory towards stabilization at 625 ppm CO₂e – considerably higher than the implicit political aim to stabilize at 450 ppm CO₂e. Furthermore, the efficient carbon tax would increase at some 2.3% per year whereas the cost-effective carbon tax would increase at some 5.5%. Efficient concentrations at the end of the 21st century would thus exceed 625 ppm CO₂e. Indeed, it is unlikely that a benefit-cost analysis would justify stabilization of the atmospheric concentration of greenhouse gases – as stipulated by international law – as that would require zero carbon dioxide emissions. Fossil fuel use may of course cease for reasons other than climate change. A lower discount rate and an aversion to inequity would justify more stringent climate policy, but would imply inconsistencies between climate policy and other areas of public policy. Catastrophic risk is a more powerful argument for more stringent climate policy, but to a limited extent as emission reduction has downside risks too.

The above analysis considers efficient climate policy in isolation. This is a useful yardstick for analysis, but not particularly realistic. Climate policy interacts with many other policies, but two areas stand out. Climate policy is intimately intertwined with technological progress in the energy sector and with the availability of energy resources. Recent break-throughs in the exploitation of shale gas reduce greenhouse gas emissions in the short term (as gas replaces coal) but increase emission reduction costs in the long term (as solar now competes with cheap gas and cheap coal). Even so, optimal climate policy is unaffected provided that technology policy is first-best (Bosetti et al. 2011; Fischer 2008; Fischer and Newell 2008; Popp and Newell 2012) and that resources policy is first-best (Hoel 2012; van der Ploeg and Withagen 2012). Those are strong assumptions, yet it would not be wise to solve other problems through climate policy.

I assumed that adaptation is efficient. If so, it does not affect optimal mitigation policy (de Bruin et al. 2009). I also assumed that climate policy is implemented efficiently. In Section 3.1, I note that second- or higher-best policy implementation may be substantially more expensive. If emission abatement is more expensive, then climate policy should be less stringent.

I reasoned from the perspective of a global planner. Greenhouse gas emission reduction is, of course, a public good. A non-cooperative equilibrium has higher emissions (Babiker 2001;Barrett 1994;Carraro and Siniscalco 1992;Carraro and Siniscalco 1993;Carraro and Siniscalco 1998;Nordhaus and Yang 1996;Yang 2003).

Although considerable progress has been in our understanding of optimal climate policy, much research remains to be done. Quantitatively, the estimates of the costs and benefits of climate policy can be improved. Incremental improvements on the current state of the art are always feasible. Both sets of estimates have primarily relied on simulation modeling, but data have steadily improved so that impacts of climate variations should be measurable (Mendelsohn et al. 1994). Some countries now have two decades of experience with climate policy; the impacts and the model assumptions should be tested econometrically (Leahy and Tol 2012). Such research would add confidence to current estimates, or new insights. Qualitatively, besides carefully exploring the myriad second-best features of climate policy, research to date has been limited to a fairly narrow class of welfare functions. The assumption of exogenous population growth is particularly troubling in the context of climate change. A convincing alternative to the intuitively incorrect conclusion that continued warming is optimum, is still elusive.

References

- Alvarez-Cuadrado, F. and N.Van Long (2009), 'A mixed Bentham-Rawls criterion for intergenerational equity: Theory and implications', *Journal of Environmental Economics and Management*, **58**, (2), pp. 154-168.
- Anthoff, D., C.J.Hepburn, and R.S.J.Tol (2009a), 'Equity weighting and the marginal damage costs of climate change', *Ecological Economics*, **68**, (3), pp. 836-849.
- Anthoff, D. and R.S.J.Tol (2010a), *Climate policy under fat-tailed risk* **348**, Economic and Social Research Institute, Dublin.
- Anthoff, D. and R.S.J.Tol (2010b), 'On international equity weights and national decision making on climate change', *Journal of Environmental Economics and Management*, **60**, (1), pp. 14-20.
- Anthoff, D. and R.S.J.Tol (2012), 'Schelling's Conjecture on Climate and Development: A Test', in *Climate Change and Common Sense -- Essays in Honour of Tom Schelling*, R.W. Hahn and A.M. Ulph (eds.), Oxford University Press, Oxford, pp. 260-274.
- Anthoff, D., R.S.J.Tol, and G.W.Yohe (2009b), 'Discounting for Climate Change', *Economics -- the Open-Access, Open-Assessment E-Journal*, **3**, (2009-24), pp. 1-24.
- Asheim, G.B. and T.Mitra (2010), 'Sustainability and discounted utilitarianism in models of economic growth', *Mathematical Social Sciences*, **59**, (2), pp. 148-169.
- Azar, C. and T.Sterner (1996), 'Discounting and Distributional Considerations in the Context of Global Warming', *Ecological Economics*, **19**, 169-184.
- Babiker, M.H. (2001), 'The CO2 abatement game: Costs, incentives, and the enforceability of a sub-global coalition', *Journal of Economic Dynamics and Control*, **25**, (1-2), pp. 1-34.
- Babiker, M.H., G.E.Metcalf, and J.M.Reilly (2003), 'Tax distortions and global climate policy', *Journal of Environmental Economics and Management*, **46**, 269-287.

- Baranzini, A., M.Chesney, and J.Morisset (2003), 'The impact of possible climate catastrophes on global warming policy', *Energy Policy*, **31**, 691-701.
- Barker, T., I.Bashmakov, A.Alharthi, M.Amann, L.Cifuentes, J.Drexhage, M.Duan, O.Edenhofer, B.P.Flannery, M.J.Grubb, M.Hoogwijk, F.I.Ibitoye, C.J.Jepma, W.A.Pizer, and K.Yamaji (2007), 'Mitigation from a Cross-Sectoral Perspective', in *Climate Change 2007: Mitigation -- Contribution of Working Group III to the Fourth Assessment Report of the Intergovernmental Panel on Climate Change*, B. Metz et al. (eds.), Cambridge University Press, Cambridge, pp. 619-690.
- Barker, T., J.Koehler, and M.Villena (2002), 'The Costs of Greenhouse Gas Abatement: A Meta-Analysis of Post-SRES Mitigation Scenarios', *Environmental Economics and Policy Studies*, **5**, 135-166.
- Barrett, S. (1994), 'Self-Enforcing International Environmental Agreements', *Oxford Economic Papers*, **46**, 878-894.
- Boehringer, C., T.Hoffmann, and C.Manrique-de-Lara-Penate (2006a), 'The Efficiency Costs of Separating Carbon Markets under the EU Emissions Trading Scheme: A Quantitative Assessment for Germany', *Energy Economics*, **28**, (1), 44-61.
- Boehringer, C., H.Koschel, and U.Moslener (2008), 'Efficiency Losses from Overlapping Regulation of EU Carbon Emissions', *Journal of Regulatory Economics*, **33**, (3), 299-317.
- Boehringer, C., A.Loeschel, and T.F.Rutherford (2006b), 'Efficiency Gains from "What"-Flexibility in Climate Policy: An Integrated CGE Assessment', *Energy Journal* (Multi-Greenhouse Gas Mitigation and Climate Policy Special Issue), 405-424.
- Bosello, F., F.Eboli, and R.Pierfederici (2012), 'Assessing the Economic Impacts of Climate Change', *Review of Environment Energy and Economics*, pp. 1-9.
- Bosetti, V., C.Carraro, R.Duval, and M.Tavoni (2011), 'What should we expect from innovation? A model-based assessment of the environmental and mitigation cost implications of climate-related R&D', *Energy Economics*, **33**, (6), pp. 1313-1320.
- Bosetti, V., C.Carraro, M.Galeotti, E.Masseti, and M.Tavoni (2006), 'WITCH: A World Induced Technical Change Hybrid model', *Energy Journal*, **27**, (SPEC. ISS. OCT.), pp. 13-37.
- Bradford, D.F. (2001), 'Time, money and tradeoffs', *Nature*, **410**, 649-650.
- Burtraw, D., A.Krupnick, K.Palmer, A.Paul, M.Toman, and C.Bloyd (2003), 'Ancillary benefits of reduced air pollution in the US from moderate greenhouse gas mitigation policies in the electricity sector', *Journal of Environmental Economics and Management*, **45**, 650-673.
- Carraro, C. and D.Siniscalco (1992), 'The International Dimension of Environmental Policy', *European Economic Review*, **36**, 379-387.
- Carraro, C. and D.Siniscalco (1993), 'Strategies for the International Protection of the Environment', *Journal of Public Economics*, **52**, 309-328.
- Carraro, C. and D.Siniscalco (1998), 'International Environmental Agreements: Incentives and Political Economy', *European Economic Review*, **42**, 561-572.
- Chichilnisky, G. (1996), 'An Axiomatic Approach to Sustainable Development', *Social Choice and Welfare*, **13**, (2), 219-248.
- Clarke, L., J.Edmonds, V.Krey, R.Richels, S.Rose, and M.Tavoni (2009), 'International climate policy architectures: Overview of the EMF 22 international scenarios', *Energy Economics*, **31**, (S2), p. S64-S81.
- Cline, W.R. (1992), *The Economics of Global Warming* Institute for International Economics, Washington, D.C.
- Cropper, M.L., S.K.Aydede, and P.R.Portney (1992), 'Rates of Time Preference for Saving Lives', *American Economic Review*, **82**, (2), 469-472.
- Dasgupta, P. (1982), *The Control of Resources* Basil Blackwell, Oxford.

- de Bruin, K.C., R.B.Dellink, and R.S.J.Tol (2009), 'AD-DICE: An Implementation of Adaptation in the DICE Model', *Climatic Change*, **95**, pp. 63-81.
- De Zeeuw, A. and A.Zemel (2012), 'Regime shifts and uncertainty in pollution control', *Journal of Economic Dynamics and Control*, **36**, (7), pp. 939-950.
- Dietz, S. and G.B.Asheim (2012), 'Climate policy under sustainable discounted utilitarianism', *Journal of Environmental Economics and Management*, **63**, (3), pp. 321-335.
- Fankhauser, S. (1994), 'The Economic Costs of Global Warming Damage: A Survey', *Global Environmental Change*, **4**, (4), 301-309.
- Fankhauser, S. (1995), *Valuing Climate Change - The Economics of the Greenhouse*, 1 edn, EarthScan, London.
- Fankhauser, S., R.S.J.Tol, and D.W.Pearce (1997), 'The Aggregation of Climate Change Damages: A Welfare Theoretic Approach', *Environmental and Resource Economics*, **10**, (3), 249-266.
- Fankhauser, S., R.S.J.Tol, and D.W.Pearce (1998), 'Extensions and Alternatives to Climate Change Impact Valuation: On the Critique of IPCC Working Group III's Impact Estimates', *Environment and Development Economics*, **3**, 59-81.
- Fischer, C. (2008), 'Emissions Pricing, Spillovers, and Public Investment in Environmentally Friendly Technologies', *Energy Economics*, **30**, 487-502.
- Fischer, C. and R.D.Morgenstern (2006), 'Carbon Abatement Costs: Why the Wide Range of Estimates?', *Energy Journal*, **27**, 73-86.
- Fischer, C. and R.G.Newell (2008), 'Environmental and technology policies for climate mitigation', *Journal of Environmental Economics and Management*, **55**, (2), 142-162.
- Fouquet, R. (2008), *Heat, Power and Light -- Revolutions in Energy Services* Edward Elgar, Cheltenham.
- Gerlagh, R. and B.C.C.van der Zwaan (2003), 'Gross world product and consumption in a global warming model with endogenous technological change', *Resource and Energy Economics*, **25**, 35-57.
- Gjerde, J., S.Grepperud, and S.Kverndokk (1999), 'Optimal climate policy under the possibility of a catastrophe', *Resource and Energy Economics*, **21**, 289-317.
- Gollier, C. (2002a), 'Discounting an uncertain future', *Journal of Public Economics*, **85**, 149-166.
- Gollier, C. (2002b), 'Time Horizon and the Discount Rate', *Journal of Economic Theory*, **107**, 463-473.
- Gollier, C. and M.L.Weitzman (2010), 'How should the distant future be discounted when discount rates are uncertain?', *Economics Letters*, **107**, (3), pp. 350-353.
- Goulder, L.H. and K.Mathai (2000), 'Optimal CO₂ Abatement in the Presence of Induced Technological Change', *Journal of Environmental Economics and Management*, **39**, 1-38.
- Guo, J., C.J.Hepburn, R.S.J.Tol, and D.Anthoff (2006), 'Discounting and the Social Cost of Climate Change: A Closer Look at Uncertainty', *Environmental Science & Policy*, **9**, 205-216.
- Henderson, N. and I.J.Bateman (1995), 'Empirical and Public Choice Evidence for Hyperbolic Social Discount Rates and the Implications for Intergenerational Discounting', *Environmental and Resource Economics*, **5**, 413-423.
- Hennlock, M. (2009), *Robust Control in Global Warming Management: An Analytical Dynamic Integrated Assessment*, Working Papers in Economics **354**, Department of Economics, University of Gothenburg, Gothenburg.
- Hoel, M. (2012), 'Carbon Taxes and the Green Paradox', in *Climate Change and Common Sense -- Essays in Honour of Tom Schelling*, R.W. Hahn and A.M. Ulph (eds.), Oxford University Press, Oxford, pp. 203-224.
- Hope, C.W. (2006), 'The Marginal Impact of CO₂ from PAGE2002: An Integrated Assessment Model Incorporating the IPCC's Five Reasons for Concern', *Integrated Assessment Journal*, **6**, (1), 19-56.

- Hotelling, H. (1931), 'The Economics of Exhaustible Resources', *Journal of Political Economy*, **39**, (2), 137-175.
- Hourcade, J.-C., K.Halsneas, M.Jaccard, W.D.Montgomery, R.G.Richels, J.Robinson, P.R.Shukla, and P.Sturm (1996), 'A Review of Mitigation Cost Studies', in *Climate Change 1995: Economic and Social Dimensions -- Contribution of Working Group III to the Second Assessment Report of the Intergovernmental Panel on Climate Change*, J.P. Bruce, H. Lee, and E.F. Haites (eds.), Cambridge University Press, Cambridge, pp. 297-366.
- Hourcade, J.-C., P.R.Shukla, L.Cifuentes, D.Davis, J.A.Edmonds, B.S.Fisher, E.Fortin, A.Golub, O.Hohmeyer, A.Krupnick, S.Kverndokk, R.Loulou, R.G.Richels, H.Segenovic, and K.Yamaji (2001), 'Global, Regional and National Costs and Ancillary Benefits of Mitigation', in *Climate Change 2001: Mitigation -- Contribution of Working Group III to the Third Assessment Report of the Intergovernmental Panel on Climate Change*, O.R. Davidson and B. Metz (eds.), Cambridge University Press, Cambridge, pp. 499-559.
- Keller, K., B.M.Bolker, and D.F.Bradford (2004), 'Uncertain climate thresholds and optimal economic growth', *Journal of Environmental Economics and Management*, **48**, 723-741.
- Keller, K., M.Hall, S.-R.Kim, D.F.Bradford, and M.Oppenheimer (2005), 'Avoiding Dangerous Anthropogenic Interference with the Climate System', *Climatic Change*, **73**, 227-238.
- Keller, K., K.Tan, F.M.M.Morel, and D.F.Bradford (2000), 'Preserving the ocean circulation: Implications for climate policy', *Climatic Change*, **47**, 17-43.
- Kelly, D.L. and C.D.Kolstad (1999), 'Bayesian learning, growth, and pollution', *Journal of Economic Dynamics and Control*, **23**, (4), pp. 491-518.
- Kelly, D.L. and C.D.Kolstad (2001), 'Malthus and Climate Change: Betting on a Stable Population', *Journal of Environmental Economics and Management*, **41**, 135-161.
- Kolstad, C.D. (1996), 'Learning and Stock Effects in Environmental Regulations: The Case of Greenhouse Gas Emissions', *Journal of Environmental Economics and Management*, **31**, 1-18.
- Koopmans, T.C. (1960), 'Stationary Ordinal Utility and Impatience', *Econometrica*, **28**, (2), pp. 287-309.
- Koopmans, T.C. (1966), 'On the concept of optimal economic growth', in *The Econometric Approach to Development Planning*, North Holland, Amsterdam.
- Koopmans, T.C. (1967), 'Objectives, Constraints, and Outcomes in Optimal Growth Models', *Econometrica*, **35**, 1-15.
- Kuik, O.J., L.Brandner, and R.S.J.Tol (2009), 'Marginal abatement costs of greenhouse gas emissions: A meta-analysis', *Energy Policy*, **37**, (4), pp. 1395-1403.
- Leahy, E. and R.S.J.Tol (2012), 'Greener Homes: An Ex-Post Estimate of the Cost of Carbon Dioxide Emission Reduction using Administrative Micro-Data from the Republic of Ireland', *Environmental Economics and Policy Studies*, **14**, (3), 219-239.
- Lempert, R.J., M.E.Schlesinger, and S.C.Bankes (1996), 'When We Don't Know the Costs or the Benefits: Adaptive Strategies for Abating Climate Change', *Climatic Change*, **33**, 235-274.
- Maddison, D. and K.Rehdanz (2011), 'The impact of climate on life satisfaction', *Ecological Economics*, **70**, (12), pp. 2437-2445.
- Maddison, D.J. (2003), 'The amenity value of the climate: the household production function approach', *Resource and Energy Economics*, **25**, (2), 155-175.
- Maier-Reimer, E. and K.Hasselmann (1987), 'Transport and Storage of Carbon Dioxide in the Ocean: An Inorganic Ocean Circulation Carbon Cycle Model', *Climate Dynamics*, **2**, 63-90.
- Manne, A.S., R.O.Mendelsohn, and R.G.Richels (1995), 'MERGE - A Model for Evaluating Regional and Global Effects of GHG Reduction Policies', *Energy Policy*, **23**, (1), 17-34.

- Manne, A.S. and R.G.Richels (1998), 'On Stabilizing CO₂ Concentrations -- Cost-Effective Emission Reduction Strategies', *Environmental Modeling and Assessment*, **2**, 251-265.
- Manne, A.S. and R.G.Richels (2001), 'An alternative approach to establishing trade-offs among greenhouse gases', *Nature*, **410**, 675-677.
- Manne, A.S. and R.G.Richels (2004), 'US Rejection of the Kyoto Protocol: The Impact on Compliance Costs and CO₂ Emissions', *Energy Policy*, **32**, 447-454.
- Mendelsohn, R.O., W.N.Morrison, M.E.Schlesinger, and N.G.Andronova (2000a), 'Country-specific market impacts of climate change', *Climatic Change*, **45**, (3-4), 553-569.
- Mendelsohn, R.O., W.D.Nordhaus, and D.Shaw (1994), 'The Impact of Climate on Agriculture: A Ricardian Analysis', *American Economic Review*, **84**, (4), 753-771.
- Mendelsohn, R.O., M.E.Schlesinger, and L.J.Williams (2000b), 'Comparing Impacts across Climate Models', *Integrated Assessment*, **1**, (1), 37-48.
- Newbold, S., C.Griffiths, C.C.Moore, A.Wolverton, and E.Kopits (2010), *The Social Cost of Carbon Made Simple*, Working Paper **2010-07**, National Center for Environmental Economics, Environmental Protection Agency, Washington, DC.
- Newell, R.G. and W.A.Pizer (2003), 'Discounting the distant future: how much do uncertain rates increase valuations?', *Journal of Environmental Economics and Management*, **46**, 52-71.
- Nordhaus, W.D. (2011), 'The economics of tail events with an application to climate change', *Review of Environmental Economics and Policy*, **5**, (2), pp. 240-257.
- Nordhaus, W.D. (1991), 'To Slow or Not to Slow: The Economics of the Greenhouse Effect', *Economic Journal*, **101**, (444), 920-937.
- Nordhaus, W.D. (1992), 'An Optimal Transition Path for Controlling Greenhouse Gases', *Science*, **258**, 1315-1319.
- Nordhaus, W.D. (1993), 'Rolling the 'DICE': An Optimal Transition Path for Controlling Greenhouse Gases', *Resource and Energy Economics*, **15**, (1), 27-50.
- Nordhaus, W.D. (1994a), 'Expert Opinion on Climate Change', *American Scientist*, **82**, (1), 45-51.
- Nordhaus, W.D. (1994b), *Managing the Global Commons: The Economics of Climate Change* The MIT Press, Cambridge.
- Nordhaus, W.D. (2006), 'Geography and Macroeconomics: New Data and New Findings', *Proceedings of the National Academy of Science*, **103**, (10), 3510-3517.
- Nordhaus, W.D. (2007), 'Critical Assumptions in the Stern Review on Climate Change', *Science*, **317**, 201-202.
- Nordhaus, W.D. (2008), *A Question of Balance -- Weighing the Options on Global Warming Policies* Yale University Press, New Haven.
- Nordhaus, W.D. and J.G.Boyer (2000), *Warming the World: Economic Models of Global Warming* The MIT Press, Cambridge, Massachusetts - London, England.
- Nordhaus, W.D. and Z.Yang (1996), 'RICE: A Regional Dynamic General Equilibrium Model of Optimal Climate-Change Policy', *American Economic Review*, **86**, (4), 741-765.
- Parry, I.W.H. and R.C.Williams III (1999), 'A second-best evaluation of eight policy instruments to reduce carbon emissions', *Resource and Energy Economics*, **21**, 347-373.
- Pigou, A.C. (1920), *The Economics of Welfare* MacMillan and Co, London.
- Pindyck, R.S. (2011), 'Fat tails, thin tails, and climate change policy', *Review of Environmental Economics and Policy*, **5**, (2), pp. 258-274.
- Pindyck, R.S. (2012), 'Uncertain outcomes and climate change policy', *Journal of Environmental Economics and Management*, **63**, (3), pp. 289-303.

- Plamberk, E.L. and C.W.Hope (1996), 'PAGE95 - An Updated Valuation of the Impacts of Global Warming', *Energy Policy*, **24**, (9), 783-793.
- Popp, D. and R.Newell (2012), 'Where does energy R&D come from? Examining crowding out from energy R&D', *Energy Economics*, **34**, (4), pp. 980-991.
- Ramsey, F. (1928), 'A Mathematical Theory of Saving', *Economic Journal*, **38**, 543-549.
- Rehdanz, K. and D.J.Maddison (2005), 'Climate and happiness', *Ecological Economics*, **52**, (1), 111-125.
- Reilly, J.M., M.Sarofim, S.Paltsev, and R.Prinn (2006), 'The Role of Non-CO2 GHGs in Climate Policy: Analysis Using the MIT IGSM', *Energy Journal* (Multi-Greenhouse Gas Mitigation and Climate Policy Special Issue), 503-520.
- Repetto, R. and D.Austin (1997), *The Costs of Climate Protection: A Guide for the Perplexed*, World Resources Institute, Washington, D.C.
- Ryan, D. (6-22-2012), 'China's one child policy no solution to climate change', *The Australian*.
- Sandmo, A. (2011), 'Atmospheric externalities and environmental taxation', *Energy Economics*, **33**, (SUPPL. 1), p. S4-S12.
- Schwoon, M. and R.S.J.Tol (2006), 'Optimal CO2-Abatement with Socio-Economic Inertia and Induced Technological Change', *Energy Journal*, **27**, (4), 25-59.
- Stern, N.H., S.Peters, V.Bakhski, A.Bowen, C.Cameron, S.Catovsky, D.Crane, S.Cruickshank, S.Dietz, N.Edmondson, S.-L.Garbett, L.Hamid, G.Hoffman, D.Ingram, B.Jones, N.Patmore, H.Radcliffe, R.Sathiyarajah, M.Stock, C.Taylor, T.Vernon, H.Wanjie, and D.Zenghelis (2006), *Stern Review: The Economics of Climate Change* Cambridge University Press, Cambridge.
- Tavoni, M. and R.S.J.Tol (2010), 'Counting only the hits? The risk of underestimating the costs of stringent climate policy: A letter', *Climatic Change*, **100**, (3), pp. 769-778.
- Tol, R.S.J. (1995), 'The Damage Costs of Climate Change Toward More Comprehensive Calculations', *Environmental and Resource Economics*, **5**, (4), 353-374.
- Tol, R.S.J. (1999), 'The Marginal Costs of Greenhouse Gas Emissions', *Energy Journal*, **20**, (1), 61-81.
- Tol, R.S.J. (2002a), 'Estimates of the Damage Costs of Climate Change - Part I: Benchmark Estimates', *Environmental and Resource Economics*, **21**, (1), 47-73.
- Tol, R.S.J. (2002b), 'Estimates of the Damage Costs of Climate Change - Part II: Dynamic Estimates', *Environmental and Resource Economics*, **21**, (2), 135-160.
- Tol, R.S.J. (2003), 'Is the uncertainty about climate change too large for expected cost-benefit analysis?', *Climatic Change*, **56**, (3), 265-289.
- Tol, R.S.J. (2009), 'The Economic Effects of Climate Change', *Journal of Economic Perspectives*, **23**, (2), 29-51.
- Tol, R.S.J. (2012), 'The Uncertainty about the Total Economic Impact of Climate Change', *Environmental and Resource Economics*.
- Tol, R.S.J. and G.W.Yohe (2006), 'Of Dangerous Climate Change and Dangerous Emission Reduction', in *Avoiding Dangerous Climate Change*, H.-J. Schellnhuber et al. (eds.), Cambridge University Press, Cambridge, pp. 291-298.
- Tol, R.S.J. and G.W.Yohe (2007), 'Infinite Uncertainty, Forgotten Feedbacks, and Cost-Benefit Analysis of Climate Change', *Climatic Change*, **83**, (4), 429-442.
- Tsur, Y. and A.Zemel (1996), 'Accounting for global warming risks: Resource management under event uncertainty', *Journal of Economic Dynamics & Control*, **20**, 1289-1305.
- UN (1992), *United Nations Framework Convention on Climate Change* United Nations, Geneva.
- van den Bergh, J.C.J.M. (2004), 'Optimal climate policy is a utopia: from quantitative to qualitative cost-benefit analysis', *Ecological Economics*, **48**, 385-393.

- van der Ploeg, F. and C. Withagen (2012), 'Too much coal, too little oil', *Journal of Public Economics*, **96**, (1-2), pp. 62-77.
- van Liedekerke, L. and L. Lauwers (1997), 'Sacrificing the patrol: Utilitarianism, future generations and infinity', *Economics and Philosophy*, **13**, pp. 159-174.
- Weitzman, M.L. (2012), 'GHG Targets as Insurance Against Catastrophic Climate Damages', *Journal of Public Economic Theory*, **14**, (2), pp. 221-244.
- Weitzman, M.L. (2001), 'Gamma Discounting', *American Economic Review*, **91**, (1), 260-271.
- Weitzman, M.L. (2007), 'A Review of the Stern Review on the Economics of Climate Change', *Journal of Economic Literature*, **45**, (3), 703-724.
- Weitzman, M.L. (2009a), 'Additive Damages, Fat-Tailed Climate Dynamics, and Uncertain Discounting', *Economics -- the Open-Access, Open-Assessment E-Journal*, **3**, (2009-39), pp. 1-23.
- Weitzman, M.L. (2009b), 'On Modelling and Interpreting the Economics of Catastrophic Climate Change', *Review of Economics and Statistics*, **91**, (1), 1-19.
- Weyant, J.P. (1993), 'Costs of Reducing Global Carbon Emissions', *Journal of Economic Perspectives*, **7**, (4), 27-46.
- Weyant, J.P. (1998), 'The Costs of Greenhouse Gas Abatement', in *Economics and Policy Issues in Climate Change*, W.D. Nordhaus (ed.), Resources for the Future, Washington, D.C., pp. 191-214.
- Weyant, J.P. (2004), 'Introduction and overview', *Energy Economics*, **26**, 501-515.
- Weyant, J.P., F.C. de la Chesnaye, and G.J. Blanford (2006), 'Overview of EMF-21: Multigas Mitigation and Climate Policy', *Energy Journal* (Multi-Greenhouse Gas Mitigation and Climate Policy Special Issue), 1-32.
- Weyant, J.P. and J.N. Hill (1999), 'Introduction and Overview of the Special Issue', *Energy Journal Special Issue on the Costs of the Kyoto Protocol: A Multi-Model Evaluation*, vii-xliv.
- Wigley, T.M.L., R.G. Richels, and J.A. Edmonds (1996), 'Economic and Environmental Choices in the Stabilization of Atmospheric CO₂ Concentrations', *Nature*, **379**, 240-243.
- Yang, Z. (2003), 'Reevaluation and renegotiation of climate change coalitions - a sequential closed-loop game approach', *Journal of Economic Dynamics & Control*, **27**, 1563-1594.
- Yohe, G.W. and R.S.J. Tol (2002), 'Indicators for Social and Economic Coping Capacity -- Moving Towards a Working Definition of Adaptive Capacity', *Global Environmental Change*, **12**, (1), 25-40.
- Zuber, S. and G.B. Asheim (2012), 'Justifying social discounting: The rank-discounted utilitarian approach', *Journal of Economic Theory*, **147**, (4), pp. 1572-1601.

Table 1. Estimates of the welfare loss due to climate change (as equivalent income loss in percent); estimates of the uncertainty are given in bracket as standard deviations or 95% confidence intervals.

Study	Warming	Impact
	(°C)	(%GDP)
(Nordhaus 1994b)	3.0	-1.3
(Nordhaus 1994a)	3.0	-4.8 (-30.0 to 0.0)
(Fankhauser 1995)	2.5	-1.4
(Tol 1995)	2.5	-1.9
(Nordhaus and Yang 1996) ^a	2.5	-1.7
(Plamberk and Hope 1996) ^a	2.5	-2.5 (-0.5 to -11.4)
(Mendelsohn et al. 2000a) ^{a,b,c}	2.5	0.0 ^b 0.1 ^b
(Nordhaus and Boyer 2000)	2.5	-1.5
(Tol 2002a)	1.0	2.3 (1.0)
(Maddison 2003) ^{a,d}	2.5	-0.1
(Rehdanz and Maddison 2005) ^{a,c}	1.0	-0.4
(Hope 2006) ^{a,c}	2.5	0.9 (-0.2 to 2.7)
(Nordhaus 2006)	2.5	-0.9 (0.1)
(Nordhaus 2008)	3.0	-2.5
(Maddison and Rehdanz 2011) ^a	3.2	-11.5
(Bosello et al. 2012)	1.9	-0.5

^a Note that the global results were aggregated by the current author.

^b The top estimate is for the “experimental” model, the bottom estimate for the “cross-sectional” model.

^c Mendelsohn et al. only include market impacts.

^d Maddison only considers non-market impacts on households.

^e The numbers used by Hope are averages of previous estimates by (Fankhauser 1995) and (Tol 2002a); Stern *et al.* (2006) adopt the work of Hope.

Table 2. Selected characteristics of the 2010 social cost of carbon and its growth rate.

	All	3%	1%	0%	rate
Mean	196 \$/tC	25 \$/tC	105 \$/tC	296 \$/tC	2.3%
Mode	49 \$/tC	19 \$/tC	55 \$/tC	144 \$/tC	2.0%
Median	135 \$/tC	23 \$/tC	83 \$/tC	247 \$/tC	2.2%
Standard deviation	322 \$/tC	22 \$/tC	128 \$/tC	309 \$/tC	1.3%

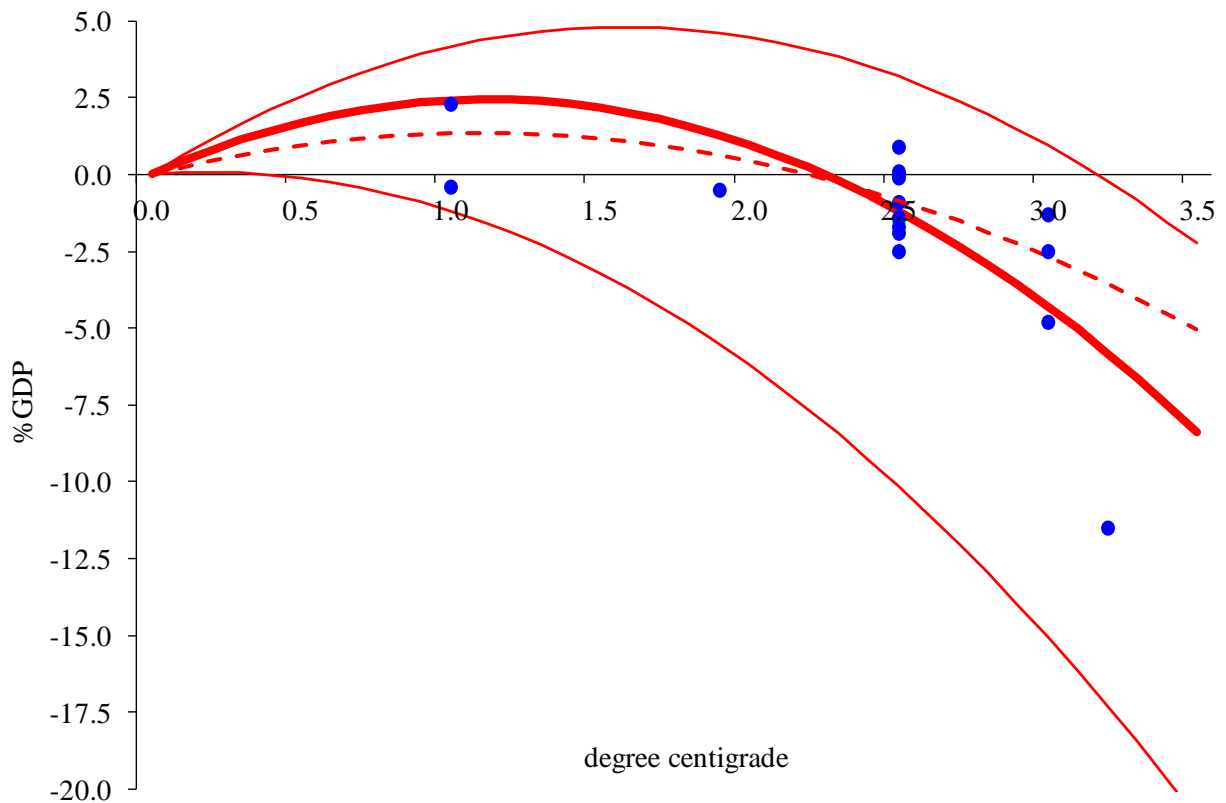


Figure 1. The 17 estimates of the global economic impact of climate change, expressed as the welfare-equivalent income loss, as a functions of the increase in global mean temperature relative to today. The blue dots represent the estimates. The central line is the least squares fit to the 14 observations: $D = 4.33 (1.49) T - 1.92 (0.56) T^2$, $R^2 = 0.62$, where D denotes impact and T denotes temperature. The dotted line is from (Tol 2009), omitted the three most recent estimates. The outer lines are the 95% confidence interval, where the standard deviation is the least squares fit to the 5 reported standard deviations or half confidence intervals (cf. Table 1): $S_{optimistic} = 0.87 (0.28) T$, $R^2 = 0.70$, $S_{pessimistic} = 1.79 (0.87) T$, $R^2 = 0.51$ where S is the standard deviation.

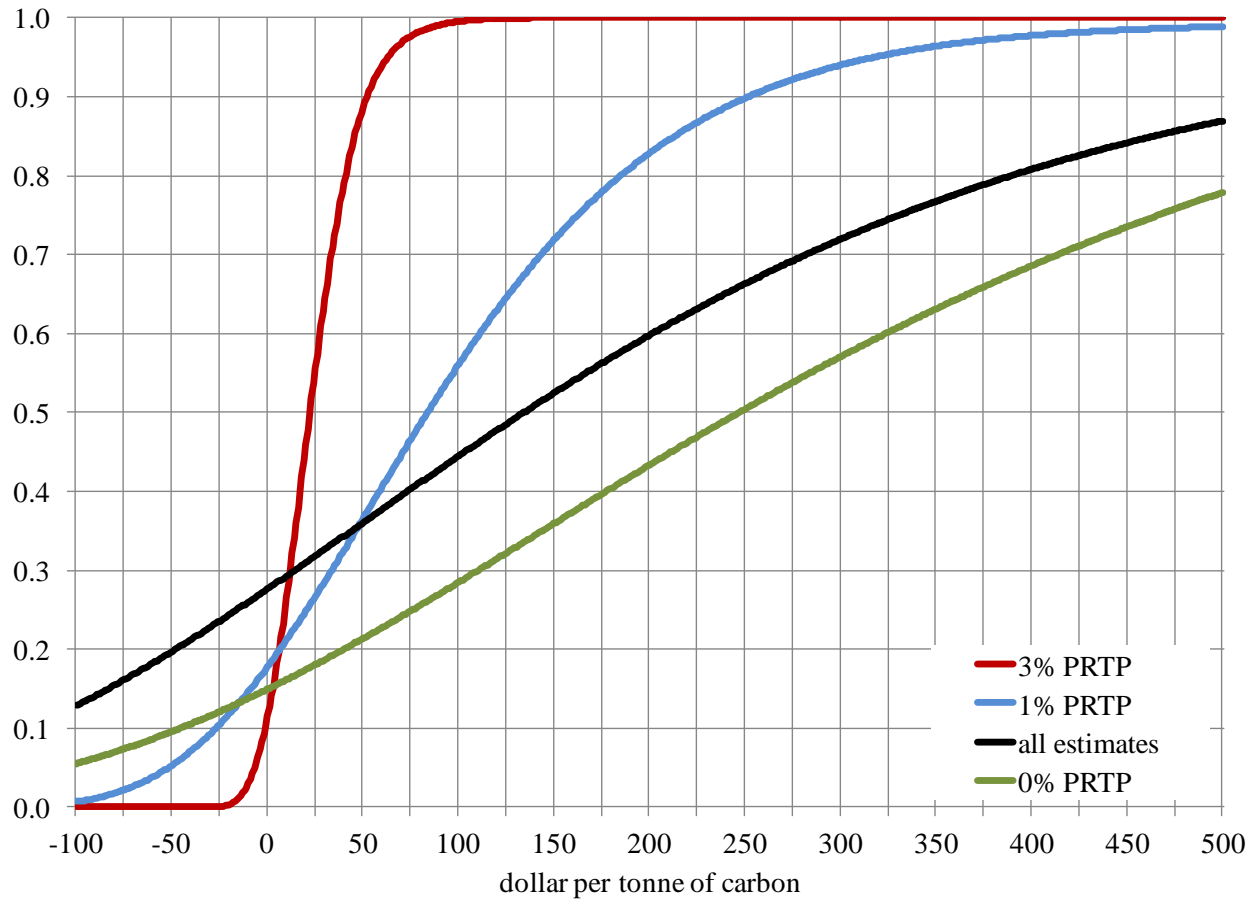


Figure 2. The cumulative density function of the marginal damage cost of carbon dioxide emissions for all estimates and for all estimates that use a particular pure rate of time preference.

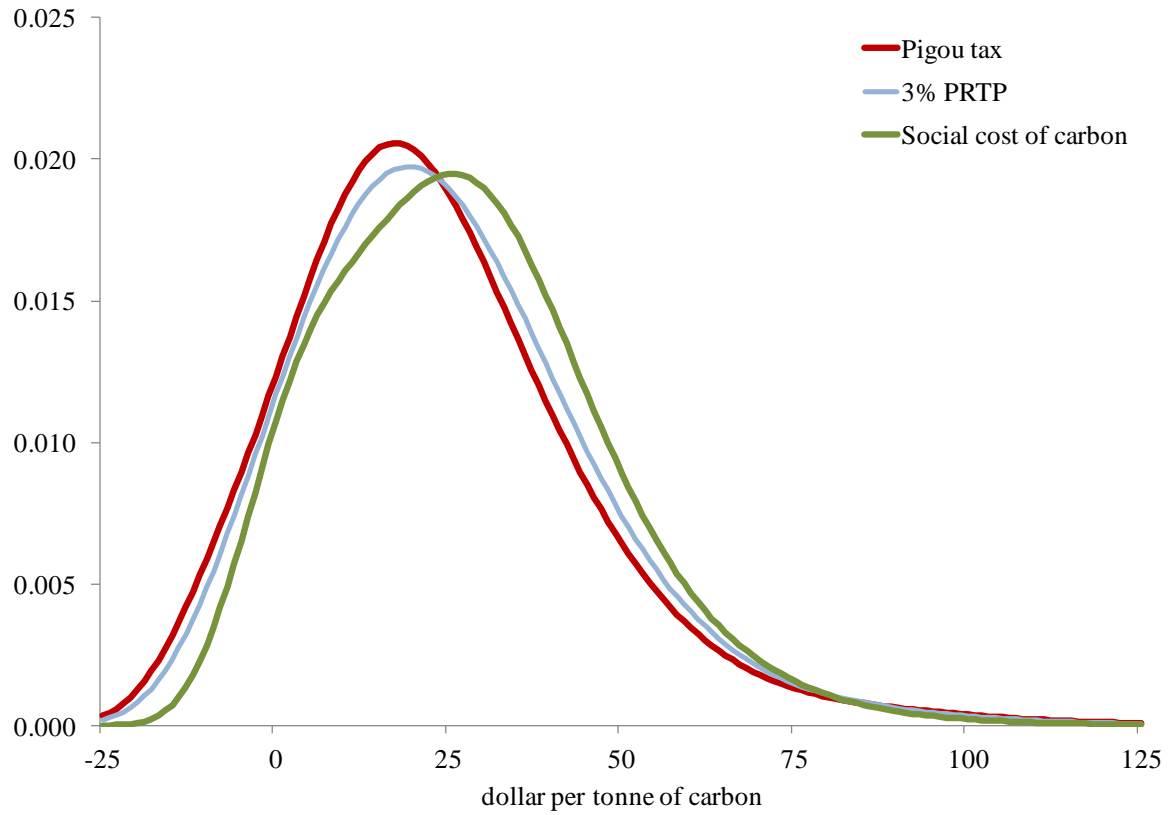


Figure 3. The probability density function of the marginal damage cost of carbon dioxide emissions for all estimates with 3% pure rate of time preference, for the estimates along an arbitrary trajectory (social cost of carbon), and for estimates along an optimal trajectory (Pigou tax).

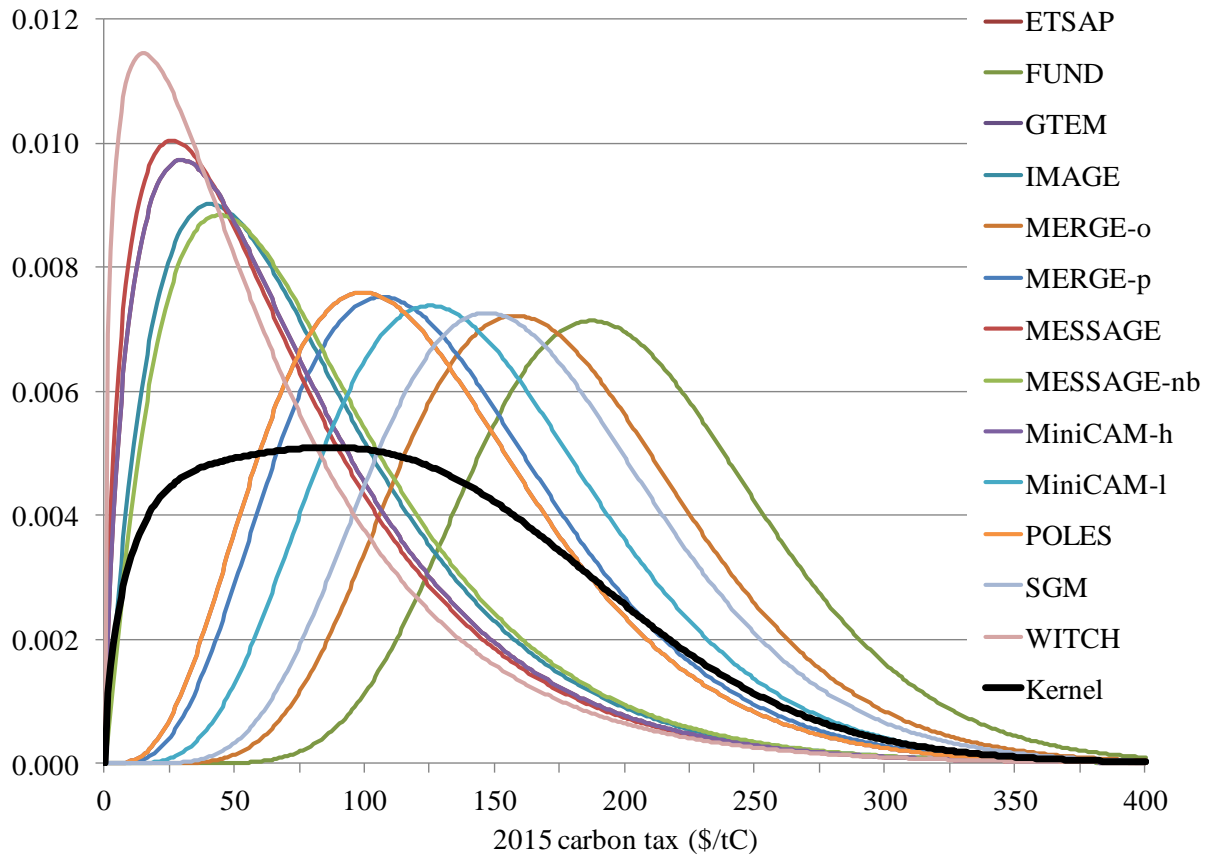


Figure 4. Kernel density of the required initial carbon tax needed to meet a 550 ppm CO₂e target in 2100; the constituent Gamma densities are shown for illustrative purposes.

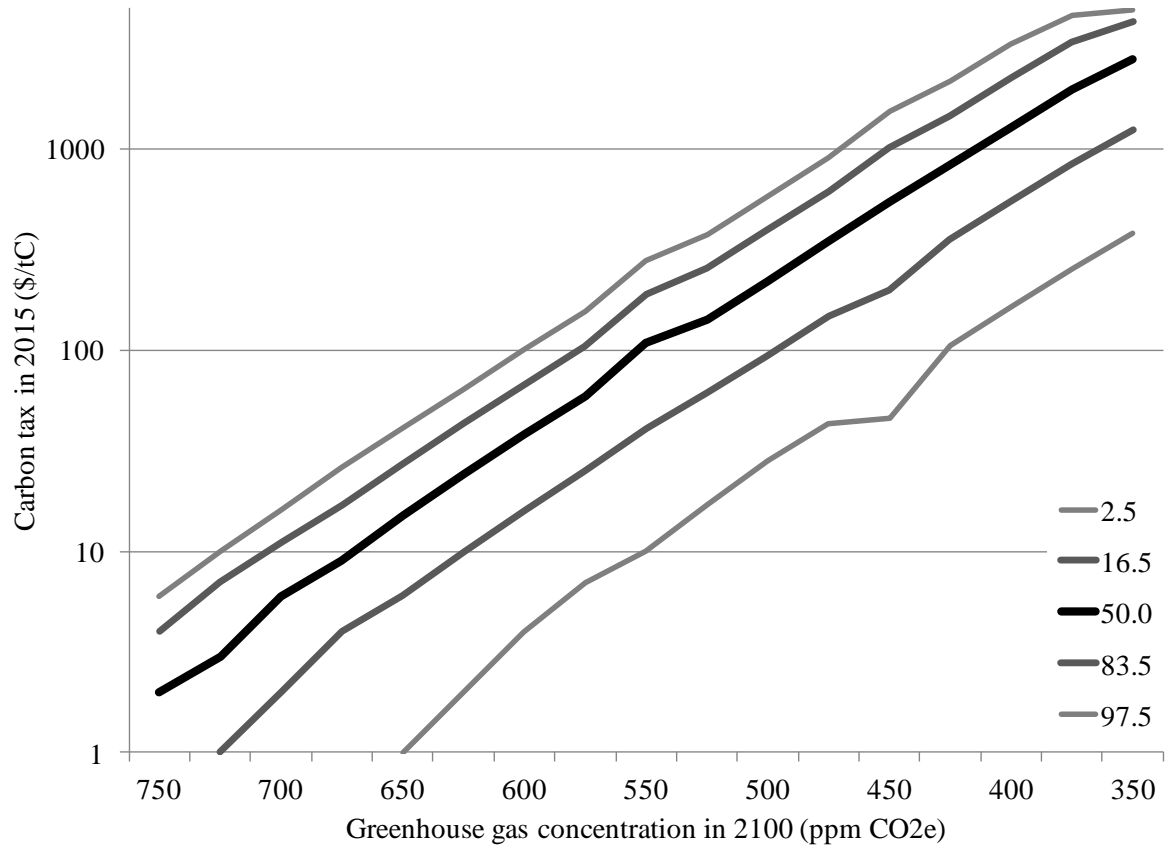


Figure 5. Selected percentiles of the initial carbon tax as a function of the target concentration.

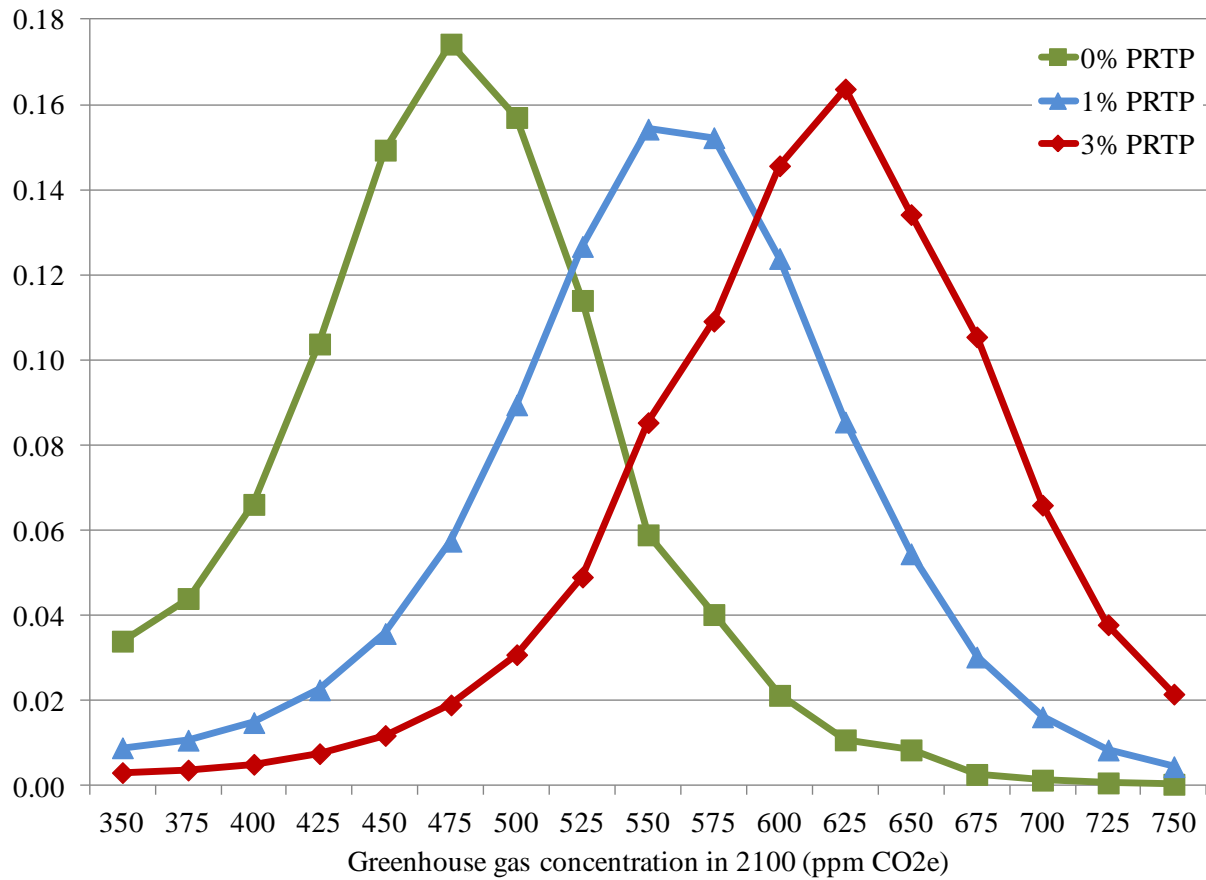


Figure 6. The probability density function for the optimal greenhouse gas concentration for three alternative pure rates of time preference.

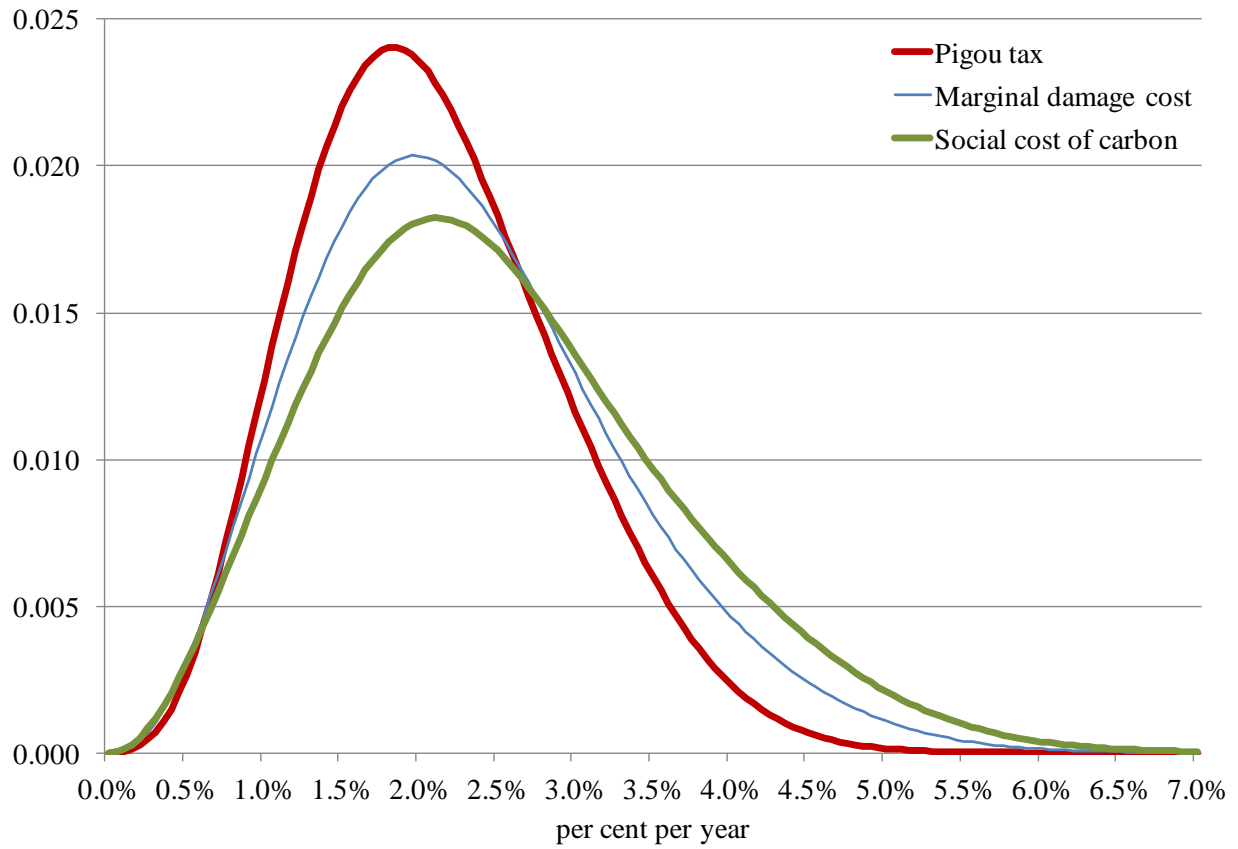


Figure 7. The kernel density of the annual growth rate of the marginal damage cost of carbon dioxide emissions, the Pigou tax, and the social cost of carbon.

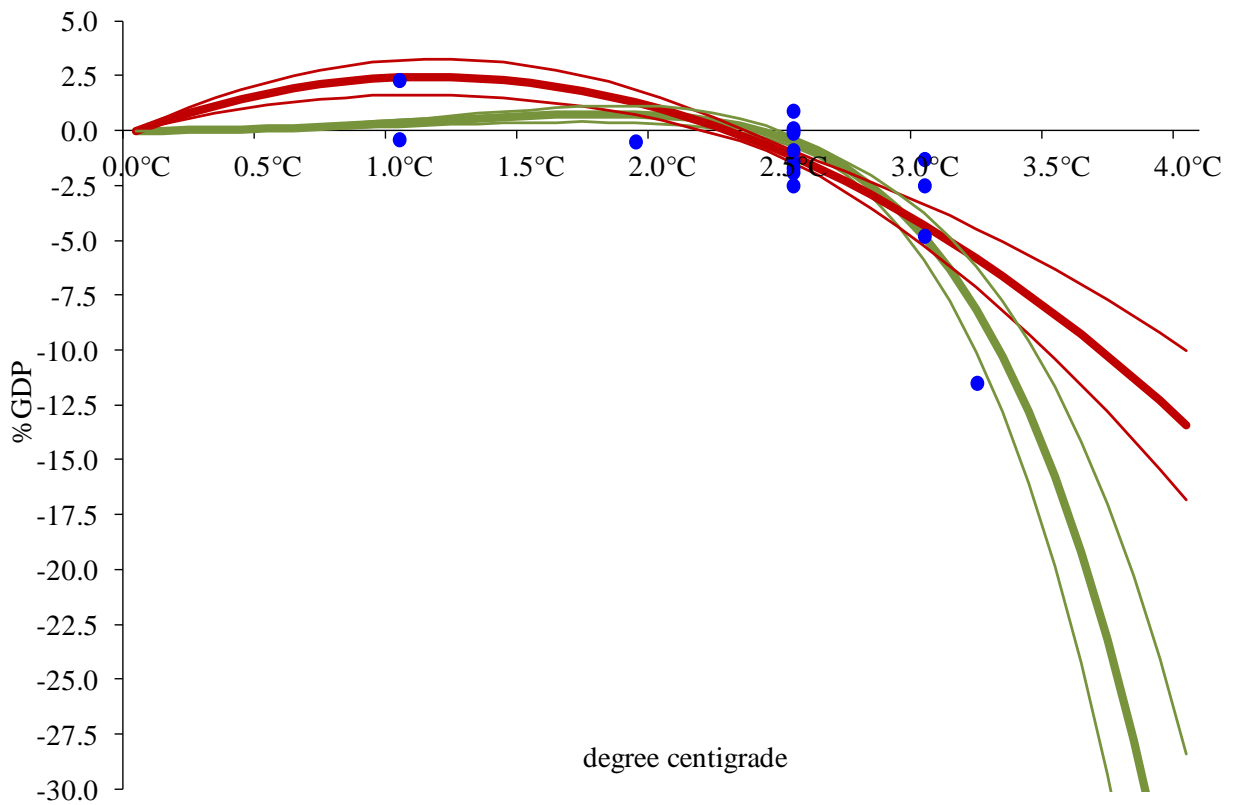


Figure 8. Estimates of the global economic impact of climate change (blue dots) and two fitted functions: $I=4.33(1.49)T-1.92(0.56)T^2$ (red line) and $I=0.348(0.166)T^2-0.0109(0.0025)T^6$ (green line); the thin lines demarcate the 95% confidence interval based on the bootstrapped standard deviation.

TARGETS FOR GLOBAL CLIMATE POLICY -- APPENDIX

The database on the marginal damage costs of carbon dioxide emissions and its growth rate can be found at: <http://www.sussex.ac.uk/Users/rt220/marginaldamagecost.xlsx>

The following papers are included in the database on the marginal damage costs of carbon dioxide emissions: (Ackerman and Munitz 2012;Ackerman and Stanton 2012;Anthoff et al. 2009b;Anthoff et al. 2009a;Anthoff et al. 2009c;Anthoff et al. 2011a;Anthoff et al. 2011b;Anthoff and Tol 2010;Anthoff and Tol 2011;Ayres and Walter 1991;Azar 1994;Azar and Sterner 1996;Cai et al. 2012;Ceronsky et al. 2006;Ceronsky et al. 2011;Clarkson and Deyes 2002;Cline 1992;Cline 1997;Cline 2004;Downing et al. 1996;Downing et al. 2005;EPA and NHTSA 2009;Eyre et al. 1999;Fankhauser 1994;Guo et al. 2006;Haraden 1992;Haraden 1993;Hohmeyer 1996;Hohmeyer 2004;Hohmeyer and Gaertner 1992;Hope 2005a;Hope 2005b;Hope 2006a;Hope 2006b;Hope 2008a;Hope 2008b;Hope 2011;Hope and Maul 1996;Kemfert and Schill 2010;Link and Tol 2004;Maddison 1995;Manne 2024;Marten 2011;Mendelsohn 2004;Narita et al. 2009;Narita et al. 2010;Newell and Pizer 2003;Nordhaus 2010;Nordhaus 1982;Nordhaus 1991;Nordhaus 1993;Nordhaus 1994;Nordhaus 2008;Nordhaus and Boyer 2000;Nordhaus and Popp 1997;Nordhaus and Yang 1996;Parry 1993;Pearce 2003;Peck and Teisberg 1993;Penner et al. 1992;Perrissin Fabert et al. 2012;Plambeck and Hope 1996;Reilly and Richards 1993;Roughgarden and Schneider 1999;Schauer 1995;Sohngen 2010;Stern et al. 2006;Stern and Taylor 2007;Tol 1999;Tol 2005;Tol 2010;Tol 2012;Uzawa 2003;Wahba and Hope 2006;Waldhoff et al. 2011)

The following papers are included in the database on the growth rate of the marginal damage costs of carbon dioxide emissions: (Ackerman and Stanton 2012;Anthoff et al. 2011a;Anthoff et al. 2011b;Cai et al. 2012;Cline 1992;Cline 1997;Cline 2004;EPA and NHTSA 2009;Fankhauser 1994;Haraden 1992;Haraden 1993;Hope 2008b;Maddison 1995;Mendelsohn 2004;Nordhaus 2010;Nordhaus 1993;Nordhaus 1994;Nordhaus 2008;Nordhaus and Boyer 2000;Nordhaus and Popp 1997;Nordhaus and Yang 1996;Peck and Teisberg 1993;Perrissin Fabert et al. 2012;Roughgarden and Schneider 1999;Sohngen 2010;Tol 1999;Tol 2012;Wahba and Hope 2006)

References

- Ackerman, F. and C.Munitz (2012), 'Climate damages in the FUND model: A disaggregated analysis', *Ecological Economics*, **77**, (0), pp. 219-224.
- Ackerman, F. and E.A.Stanton (2012), 'Climate Risks and Carbon Prices: Revising the Social Cost of Carbon', *Economics -- the Open-Access, Open-Assessment E-Journal*, **6**, (10), pp. 1-27.
- Anthoff, D., C.J.Hepburn, and R.S.J.Tol (2009a), 'Equity weighting and the marginal damage costs of climate change', *Ecological Economics*, **68**, (3), pp. 836-849.
- Anthoff, D., S.K.Rose, R.S.J.Tol, and S.Waldhoff (2011a), *Regional and sectoral estimates of the social cost of carbon: An application of FUND*, Working Paper **375**, Economic and Social Research Institute, Dublin.
- Anthoff, D., S.K.Rose, R.S.J.Tol, and S.Waldhoff (2011b), *The Time Evolution of the Social Cost of Carbon: An Application of FUND*, Working Paper **405**, Economic and Social Research Institute, Dublin.

- Anthoff, D. and R.S.J.Tol (2010), 'On international equity weights and national decision making on climate change', *Journal of Environmental Economics and Management*, **60**, (1), pp. 14-20.
- Anthoff, D. and R.S.J.Tol (2011), *The uncertainty about the social cost of carbon: A decomposition analysis using FUND*, Working Paper **404**, Economic and Social Research Institute, Dublin.
- Anthoff, D., R.S.J.Tol, and G.W.Yohe (2009b), 'Discounting for Climate Change', *Economics -- the Open-Access, Open-Assessment E-Journal*, **3**, (2009-24), pp. 1-24.
- Anthoff, D., R.S.J.Tol, and G.W.Yohe (2009c), 'Risk Aversion, Time Preference, and the Social Cost of Carbon', *Environmental Research Letters*, **4**, (2-2), 1-7.
- Ayres, R.U. and J.Walter (1991), 'The Greenhouse Effect: Damages, Costs and Abatement', *Environmental and Resource Economics*, **1**, (3), 237-270.
- Azar, C. (1994), 'The Marginal Cost of CO₂ Emissions', *Energy*, **19**, (12), 1255-1261.
- Azar, C. and T.Sterner (1996), 'Discounting and Distributional Considerations in the Context of Global Warming', *Ecological Economics*, **19**, 169-184.
- Cai, Y., K.L.Judd, and T.S.Lontzek (2012), 'Open science is necessary', *Nature Climate Change*, **2**, (5), p. 299.
- Ceronsky, M., D.Anthoff, C.J.Hepburn, and R.S.J.Tol (2006), *Checking the Price Tag on Catastrophe: The Social Cost of Carbon under Non-linear Climate Response*, Working Paper **87**, Research unit Sustainability and Global Change, Hamburg University and Centre for Marine and Atmospheric Science, Hamburg.
- Ceronsky, M., D.Anthoff, C.J.Hepburn, and R.S.J.Tol (2011), *Checking the Price Tag on Catastrophe: The Social Cost of Carbon under Non-linear Climate Response*, Working Paper **392**, Economic and Social Research Institute, Dublin.
- Clarkson, R. and K.Deyes (2002), *Estimating the Social Cost of Carbon Emissions*, Government Economic Service Working Papers **Working Paper 140**, The Public Enquiry Unit - HM Treasury, London.
- Cline, W.R. (1992), *Optimal Carbon Emissions over Time: Experiments with the Nordhaus DICE Model*, Institute for International Economics, Washington, D.C.
- Cline, W.R. (1997), 'Modelling Economically Efficient Abatement of Greenhouse Gases', in *Environment, Energy, and Economy*, Y. Kaya and K. Yokobori (eds.), United Nations University Press, Tokyo, pp. 99-122.
- Cline, W.R. (2004), *Meeting the Challenge of Global Warming*, Copenhagen Consensus Challenge Paper, National Environmental Assessment Institute, Copenhagen.
- Downing, T.E., D.Anthoff, R.Butterfield, M.Ceronsky, M.J.Grubb, J.Guo, C.J.Hepburn, C.W.Hope, A.Hunt, A.Li, A.Markandya, S.Moss, A.Nyong, R.S.J.Tol, and P.Watkiss (2005), *Social Cost of Carbon: A Closer Look at Uncertainty*, Department of Environment, Food and Rural Affairs, London.
- Downing, T.E., N.Eyre, R.Greener, and D.Blackwell (1996), *Full Fuel Cycle Study: Evaluation of the Global Warming Externality for Fossil Fuel Cycles with and without CO₂ Abatement and for Two Reference Scenarios*, Environmental Change Unit, University of Oxford, Oxford.
- EPA and NHTSA (2009), 'Proposed Rulemaking to Establish Light-Duty Vehicle Greenhouse Gas Emission Standards and Corporate Average Fuel Efficiency Standards', *Federal Register*, **74**, (187), 49454-49789.
- Eyre, N., T.E.Downing, K.Rennings, and R.S.J.Tol (1999), 'Assessment of Global Warming Damages', in *Externalities of Energy, Vol. 7: Methodology and 1998 Update*, M.R. Holland, J. Berry, and D. Forster (eds.), Office for Official Publications of the European Communities, Luxembourg, pp. 101-112.
- Fankhauser, S. (1994), 'The Social Costs of Greenhouse Gas Emissions: An Expected Value Approach', *Energy Journal*, **15**, (2), 157-184.

- Guo, J., C.J.Hepburn, R.S.J.Tol, and D.Anthoff (2006), 'Discounting and the Social Cost of Climate Change: A Closer Look at Uncertainty', *Environmental Science & Policy*, **9**, 205-216.
- Haraden, J. (1992), 'An improved shadow price for CO₂', *Energy*, **17**, (5), 419-426.
- Haraden, J. (1993), 'An updated shadow price for CO₂', *Energy*, **18**, (3), 303-307.
- Hohmeyer, O. (1996), 'Social Costs of Climate Change -- Strong Sustainability and Social Costs', in *Social Costs and Sustainability -- Valuation and Implementation in the Energy and Transport Sector*, O. Hohmeyer, R.L. Ottinger, and K. Rennings (eds.), Springer, Berlin, pp. 61-83.
- Hohmeyer, O. (2004), 'Verguetung nach dem EEG: Subvention oder fairer Ausgleich externer Kosten?', in *Externe Kosten in der Stromerzeugung*, H.-J. Ziesing (ed.), VWEW Energieverlag, Frankfurt, pp. 11-24.
- Hohmeyer, O. and M.Gaertner (1992), *The Costs of Climate Change - A Rough Estimate of Orders of Magnitude*, Fraunhofer-Institut für Systemtechnik und Innovationsforschung, Karlsruhe.
- Hope, C.W. (2005a), *Exchange Rates and the Social Cost of Carbon WP05/2005*, Judge Institute of Management, Cambridge.
- Hope, C.W. (2005b), 'The climate change benefits of reducing methane emissions', *Climatic Change*, **68**, 21-39.
- Hope, C.W. (2006a), 'The Marginal Impact of CO₂ from PAGE2002: An Integrated Assessment Model Incorporating the IPCC's Five Reasons for Concern', *Integrated Assessment Journal*, **6**, (1), 19-56.
- Hope, C.W. (2006b), 'The Marginal Impacts of CO₂, CH₄ and SF₆ Emissions', *Climate Policy*, **6**, (5), 537-544.
- Hope, C.W. (2008a), 'Discount rates, equity weights and the social cost of carbon', *Energy Economics*, **30**, (3), 1011-1019.
- Hope, C.W. (2008b), 'Optimal Carbon Emissions and the Social Cost of Carbon over Time under Uncertainty', *Integrated Assessment Journal*, **8**, (1), 107-122.
- Hope, C.W. (2011), *The Social Cost of CO₂ from the PAGE09 Model*, Discussion Papers **2011-39**, Economics - The Open Access, Open Assessment E-Journal, Kiel.
- Hope, C.W. and P.Maul (1996), 'Valuing the Impact of CO₂ Emissions', *Energy Policy*, **24**, (3), 211-219.
- Kemfert, C. and W.-P.Schill (2010), 'Methane Mitigation', in *Smart Solutions to Climate Change*, B. Lomborg (ed.), Cambridge University Press, Cambridge, pp. 172-197.
- Link, P.M. and R.S.J.Tol (2004), 'Possible economic impacts of a shutdown of the thermohaline circulation: an application of FUND', *Portuguese Economic Journal*, **3**, (2), 99-114.
- Maddison, D.J. (1995), 'A Cost-Benefit Analysis of Slowing Climate Change', *Energy Policy*, **23**, (4/5), 337-346.
- Manne, A.S. (2024), 'Global Climate Change: An Opponent's Notes', in *Global Crises, Global Solutions*, B. Lomborg (ed.), Cambridge University Press, Cambridge University.
- Marten, A.L. (2011), 'Transient Temperature Response Modeling in IAMs: The Effect of Over Simplification on the SCC', *Economics -- the Open-Access, Open-Assessment E-Journal*, **5**, (18), pp. 1-44.
- Mendelsohn, R.O. (2004), 'Global Climate Change: An Opponent's Notes', in *Global Crises, Global Solutions*, B. Lomborg (ed.), Cambridge University Press, Cambridge University.
- Narita, D., D.Anthoff, and R.S.J.Tol (2009), 'Damage Costs of Climate Change through Intensification of Tropical Cyclone Activities: An Application of FUND', *Climate Research*, **39**, pp. 87-97.
- Narita, D., D.Anthoff, and R.S.J.Tol (2010), 'Economic Costs of Extratropical Storms under Climate Change: An Application of FUND', *Journal of Environmental Planning and Management*, **53**, (3), pp. 371-384.
- Newell, R.G. and W.A.Pizer (2003), 'Discounting the distant future: how much do uncertain rates increase valuations?', *Journal of Environmental Economics and Management*, **46**, 52-71.

- Nordhaus, W.D. (2010), 'Economic aspects of global warming in a post-Copenhagen environment', *Proceedings of the National Academy of Sciences of the United States of America*, **107**, (26), pp. 11721-11726.
- Nordhaus, W.D. (1982), 'How Fast Should We Graze the Global Commons?', *American Economic Review*, **72**, (2), 242-246.
- Nordhaus, W.D. (1991), 'To Slow or Not to Slow: The Economics of the Greenhouse Effect', *Economic Journal*, **101**, (444), 920-937.
- Nordhaus, W.D. (1993), 'Rolling the 'DICE': An Optimal Transition Path for Controlling Greenhouse Gases', *Resource and Energy Economics*, **15**, (1), 27-50.
- Nordhaus, W.D. (1994), *Managing the Global Commons: The Economics of Climate Change* The MIT Press, Cambridge.
- Nordhaus, W.D. (2008), *A Question of Balance -- Weighing the Options on Global Warming Policies* Yale University Press, New Haven.
- Nordhaus, W.D. and J.G.Boyer (2000), *Warming the World: Economic Models of Global Warming* The MIT Press, Cambridge, Massachusetts - London, England.
- Nordhaus, W.D. and D.Popp (1997), 'What is the Value of Scientific Knowledge? An Application to Global Warming Using the PRICE Model', *Energy Journal*, **18**, (1), 1-45.
- Nordhaus, W.D. and Z.Yang (1996), 'RICE: A Regional Dynamic General Equilibrium Model of Optimal Climate-Change Policy', *American Economic Review*, **86**, (4), 741-765.
- Parry, I.W.H. (1993), 'Some Estimates of the Insurance Value against Climate Change from Reducing Greenhouse Gas Emissions', *Resource and Energy Economics*, **15**, 99-115.
- Pearce, D.W. (2003), 'The Social Cost of Carbon and its Policy Implications', *Oxford Review of Economic Policy*, **19**, (3), 1-32.
- Peck, S.C. and T.J.Teisberg (1993), 'Global Warming Uncertainties and the Value of Information: An Analysis using CETA', *Resource and Energy Economics*, **15**, 71-97.
- Penner, S.S., J.Haraden, and S.Mates (1992), 'Long-term global energy supplies with acceptable environmental impacts', *Energy*, **17**, (10), pp. 883-899.
- Perrissin Fabert, B., P.Dumas, and J.-C.Hourcade (2012), *What Social Cost of Carbon? A Mapping of the Climate Debate*, Nota di Lavoro **34.2012**, Fondazione Eni Enrico Mattei, Milan.
- Plambeck, E.L. and C.W.Hope (1996), 'PAGE95 - An Updated Valuation of the Impacts of Global Warming', *Energy Policy*, **24**, (9), 783-793.
- Reilly, J.M. and K.R.Richards (1993), 'Climate Change Damage and the Trace Gas Index Issue', *Environmental and Resource Economics*, **3**, 41-61.
- Roughgarden, T. and S.H.Schneider (1999), 'Climate change policy: quantifying uncertainties for damages and optimal carbon taxes', *Energy Policy*, **27**, 415-429.
- Schauer, M.J. (1995), 'Estimation of the Greenhouse Gas Externality with Uncertainty', *Environmental and Resource Economics*, **5**, (1), 71-82.
- Sohngen, B.L. (2010), 'Forestry Carbon Sequestration', in *Smart Solutions to Climate Change*, B. Lomborg (ed.), Cambridge University Press, Cambridge, pp. 114-132.
- Stern, N.H., S.Peters, V.Bakhski, A.Bowen, C.Cameron, S.Catovsky, D.Crane, S.Cruickshank, S.Dietz, N.Edmondson, S.-L.Garbett, L.Hamid, G.Hoffman, D.Ingram, B.Jones, N.Patmore, H.Radcliffe, R.Sathiyarajah, M.Stock, C.Taylor, T.Vernon, H.Wanjie, and D.Zenghelis (2006), *Stern Review: The Economics of Climate Change* Cambridge University Press, Cambridge.
- Stern, N.H. and C.Taylor (2007), 'Climate Change: Risks, Ethics and the Stern Review', *Science*, **317**, (5835), 203-204.
- Tol, R.S.J. (1999), 'The Marginal Costs of Greenhouse Gas Emissions', *Energy Journal*, **20**, (1), 61-81.

- Tol, R.S.J. (2005), 'Emission Abatement versus Development as Strategies to Reduce Vulnerability to Climate Change: An Application of FUND', *Environment and Development Economics*, **10**, (5), 615-629.
- Tol, R.S.J. (2010), 'Carbon Dioxide Mitigation', in *Smart Solutions to Climate Change*, B. Lomborg (ed.), Cambridge University Press, Cambridge.
- Tol, R.S.J. (2012), 'The Uncertainty about the Total Economic Impact of Climate Change', *Environmental and Resource Economics*.
- Uzawa, H. (2003), *Economic Theory and Global Warming* Cambridge University Press, Cambridge, UK.
- Wahba, M. and C.W.Hope (2006), 'The Marginal Impact of Carbon Dioxide under Two Scenarios of Future Emissions', *Energy Policy*, **34**, 3305-3316.
- Waldhoff, S., D.Anthoff, S.K.Rose, and R.S.J.Tol (2011), *The marginal damage costs of different greenhouse gases: An application of FUND*, Working Paper **380**, Economic and Social Research Institute, Dublin.