











# Swanborough

-  Pedestrian route
-  Road
-  Entrance (wheelchair accessible unless wheelchair-user entrance label on building)
-  Wheelchair-user entrance
-  Lift
-  Emergency phone
-  Reception
-  Waste / recycling point
-  Bicycles
-  Blocks under construction



REFECTORY ROAD

3 Floor 38 & 39 2 Floor 34 & 35 1 Floor 30 & 31 G Floor 28 & 29	3 Floor 40 & 41 2 Floor 36 & 37 1 Floor 32 & 33	<b>Block 2</b>
--	---	----------------

(R) 3 Floor 24 & 25 2 Floor 20 & 21 1 Floor 16 & 17 G Floor 15	3 Floor 26 & 27 2 Floor 22 & 23 1 Floor 18 & 19	<b>Block 2</b>
--	---	----------------

3 Floor 11 & 12 2 Floor 7 & 8 1 Floor 3 & 4 G Floor 1 & 2	3 Floor 13 & 14 2 Floor 9 & 10 1 Floor 5 & 6	<b>Block 1</b>
--	--	----------------

