




Swanborough

-  Pedestrian route
-  Road
-  Entrance (wheelchair accessible unless wheelchair-user entrance label on building)
-  Wheelchair-user entrance
-  Lift
-  Disabled parking
-  Emergency phone
-  Reception
-  Waste /recycling point
-  Bicycles
-  Launderette
-  Table tennis

REFECTORY ROAD

| | | |
|--|--|----------------|
| <p>G Floor 28 & 29 1 Floor 30 & 31 2 Floor 34 & 35 3 Floor 38 & 39</p> | <p>1 Floor 32 & 33 2 Floor 36 & 37 3 Floor 40 & 41</p> | Block 3 |
|--|--|----------------|

| | | |
|--|--|----------------|
| <p>R G Floor 15 1 Floor 16 & 17 2 Floor 20 & 21 3 Floor 24 & 25</p> | <p>1 Floor 18 & 19 2 Floor 22 & 23 3 Floor 26 & 27</p> | Block 2 |
|--|--|----------------|

| | | |
|--|---|----------------|
| <p>G Floor 1 & 2 1 Floor 3 & 4 2 Floor 7 & 8 3 Floor 11 & 12</p> | <p>1 Floor 5 & 6 2 Floor 9 & 10 3 Floor 13 & 14</p> | Block 1 |
|--|---|----------------|

