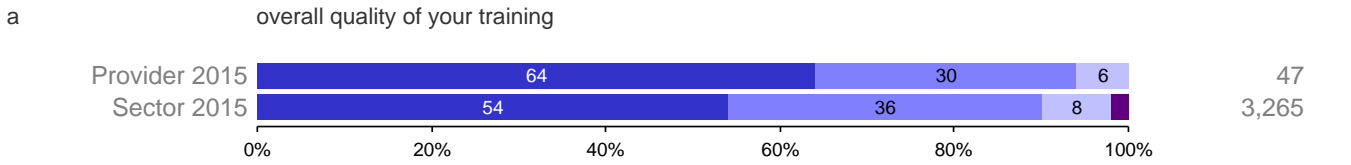


Figure 204 The newly qualified teacher survey
University of Sussex, Secondary * courses.

Q1 How NQTs rated:



Z score = 0.7603

The provider results (using the very good and good responses) are not statistically significantly different from the sector.

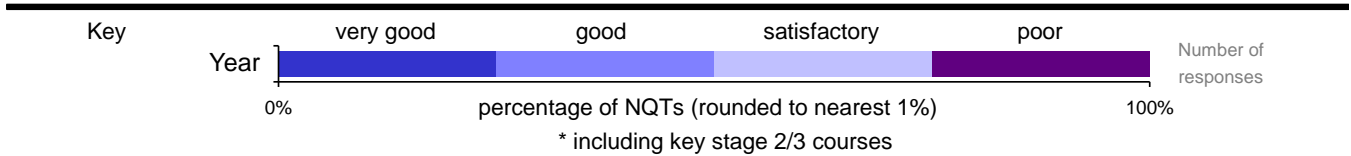
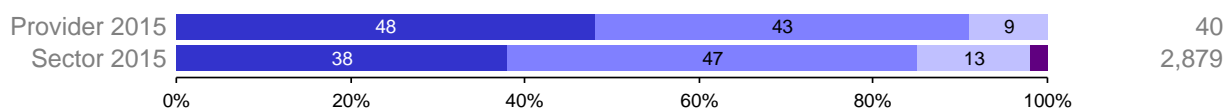


Figure 205 **The newly qualified teacher survey**
University of Sussex, Secondary * courses.

Q2 How NQTs rated their training in:

a **new in 2014** preparing you to be aware of pupils' capabilities and prior knowledge?



Z score = **0.8287**

The provider results (using the very good and good responses) are not statistically significantly different from the sector.

b **new in 2014** preparing you to guide pupils to reflect on the progress they have made and their emerging needs?



Z score = **0.6580**

The provider results (using the very good and good responses) are not statistically significantly different from the sector.

c preparing you to integrate the theoretical elements of your programme with your practical experiences?



Z score = **0.8869**

The provider results (using the very good and good responses) are not statistically significantly different from the sector.

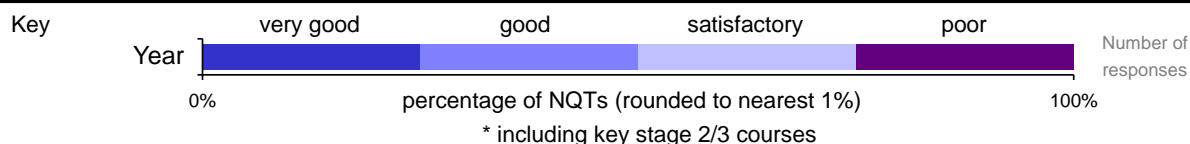


Figure 206 **The newly qualified teacher survey**
University of Sussex, Secondary * courses.

Q3 How NQTs rated their training in:

a preparing you to understand the national curriculum?



Z score = **1.5346**

The provider results (using the very good and good responses) are not statistically significantly different from the sector.

b preparing you to teach your specialist subject?



Z score = **2.0947**

The provider results (using the very good and good responses) are statistically significantly different from the sector.

c preparing you to teach reading, including phonics and comprehension? (primary NQTs only)

e preparing you to teach primary mathematics? (primary NQTs only)

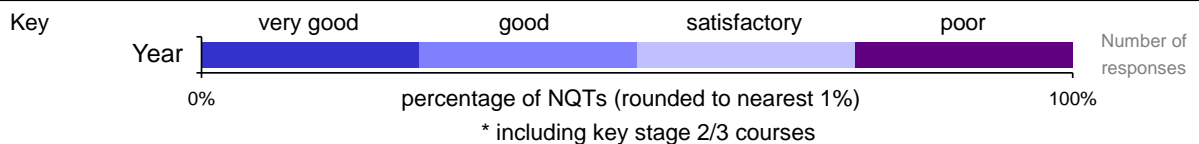
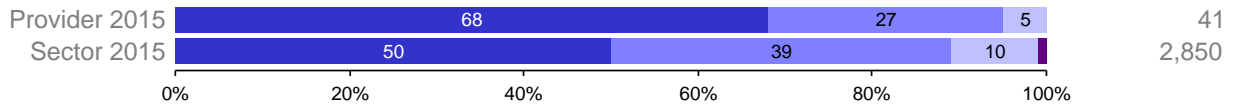


Figure 207 **The newly qualified teacher survey**
University of Sussex, Secondary * courses.

Q4 How NQTs rated their training in:

a preparing you plan your teaching to achieve progression for pupils?



Z score = **1.2726**

The provider results (using the very good and good responses) are not statistically significantly different from the sector.

b preparing you to use a range of teaching methods that promote pupils' learning?



Z score = **0.2410**

The provider results (using the very good and good responses) are not statistically significantly different from the sector.

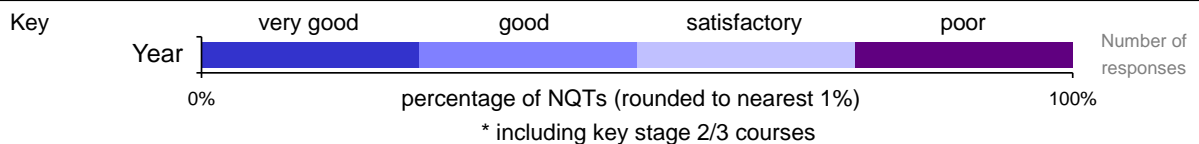
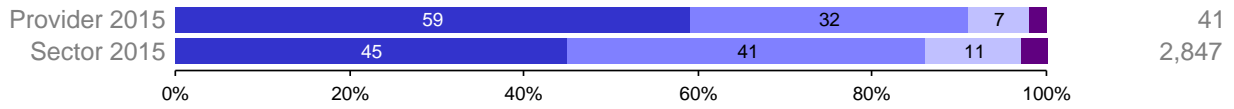


Figure 208 **The newly qualified teacher survey**
University of Sussex, Secondary * courses.

Q5 How NQTs rated their training in:

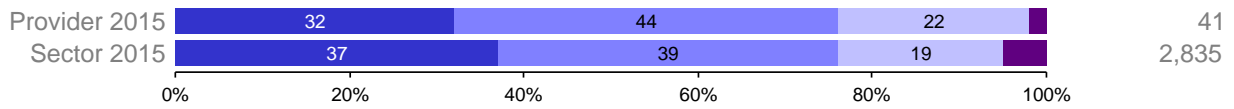
a preparing you to teach across the range of abilities?



Z score = **0.7926**

The provider results (using the very good and good responses) are not statistically significantly different from the sector.

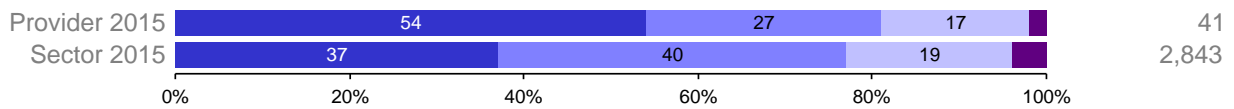
b preparing you to teach pupils from all ethnic backgrounds?



Z score = **-0.0076**

The provider results (using the very good and good responses) are not statistically significantly different from the sector.

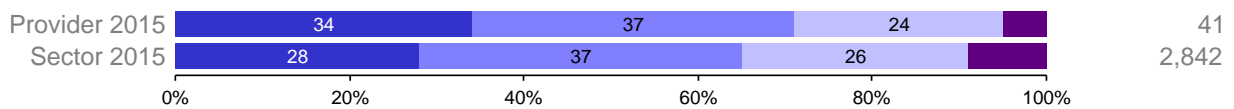
c preparing you to teach pupils with special education needs in your classes, using appropriate support?



Z score = **0.6227**

The provider results (using the very good and good responses) are not statistically significantly different from the sector.

d preparing you to teach pupils with English as an additional language?



Z score = **0.7250**

The provider results (using the very good and good responses) are not statistically significantly different from the sector.

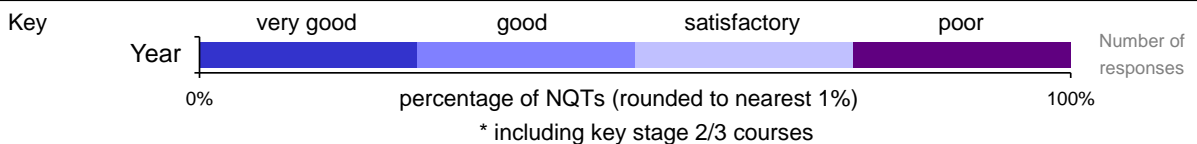
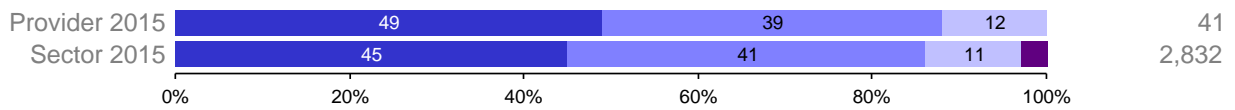


Figure 209 **The newly qualified teacher survey**
University of Sussex, Secondary * courses.

Q6 How NQTs rated their training in:


a preparing you to assess pupils' progress?



Z score = **0.2535**

The provider results (using the very good and good responses) are not statistically significantly different from the sector.

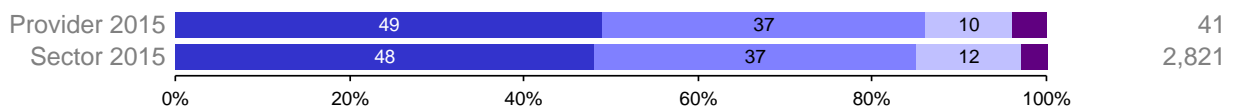
b **new in 2013** preparing you to record and report pupils' outcomes?



Z score = **0.8489**

The provider results (using the very good and good responses) are not statistically significantly different from the sector.

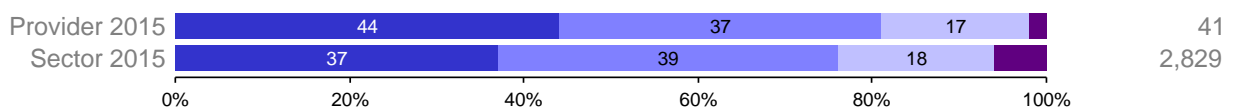
c **new in 2014** preparing you to provide feedback to pupils to support their progress?



Z score = **0.0391**

The provider results (using the very good and good responses) are not statistically significantly different from the sector.

d **new in 2013** preparing you to use pupil data to support your teaching?



Z score = **0.6836**

The provider results (using the very good and good responses) are not statistically significantly different from the sector.

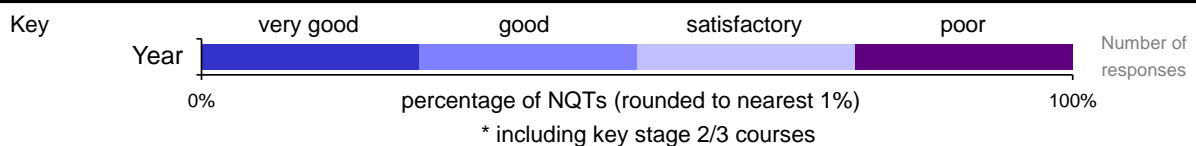
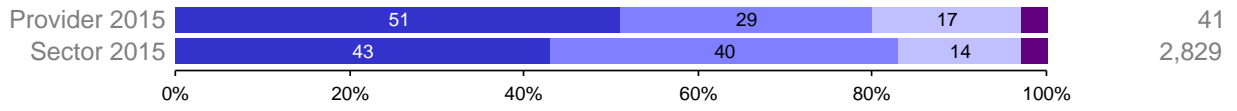


Figure 2010 **The newly qualified teacher survey**
University of Sussex, Secondary * courses.

Q7 How NQTs rated their training in:

a preparing you to establish and maintain a good standard of behaviour in the classroom?



Z score = -0.4689

The provider results (using the very good and good responses) are not statistically significantly different from the sector.

c preparing you for your teachers' statutory responsibility for the safeguarding of pupils?



Z score = 0.2096

The provider results (using the very good and good responses) are not statistically significantly different from the sector.

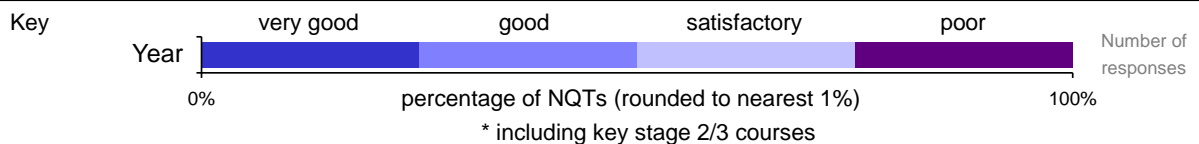



Figure 2011 **The newly qualified teacher survey**
University of Sussex, Secondary * courses.

Q8 How NQTs rated their training in:

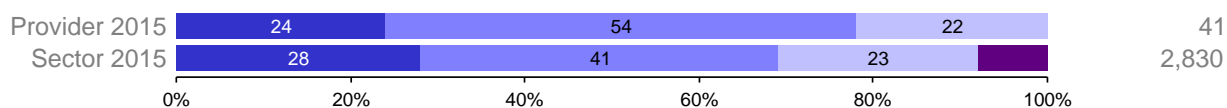
a preparing you to deploy support staff effectively?



Z score = -0.0263

The provider results (using the very good and good responses) are not statistically significantly different from the sector.

b preparing you to communicate with parents or carers?



Z score = 1.1721

The provider results (using the very good and good responses) are not statistically significantly different from the sector.

c **new in 2013** preparing you to identify and address your own continuing professional development needs?



Z score = 2.2004

The provider results (using the very good and good responses) are statistically significantly different from the sector.

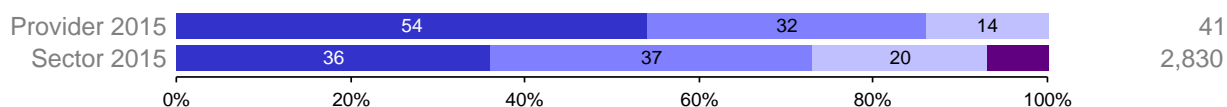
d **new in 2013** preparing you to access educational research to support your teaching?



Z score = 1.4972

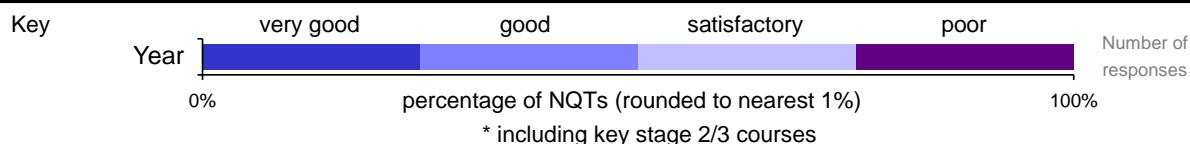
The provider results (using the very good and good responses) are not statistically significantly different from the sector.

e **new in 2013** preparing you to assess the robustness of educational research?

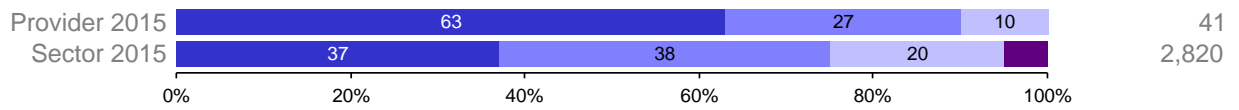


Z score = 1.8518

The provider results (using the very good and good responses) are not statistically significantly different from the sector.



f **new in 2013** preparing you to understand and apply the findings from educational research?



Z score = **2.2818**

The provider results (using the very good and good responses) are statistically significantly different from the sector.

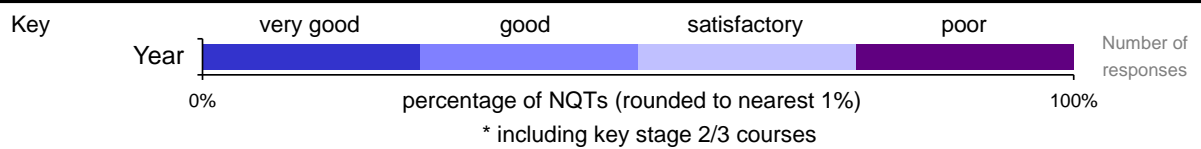
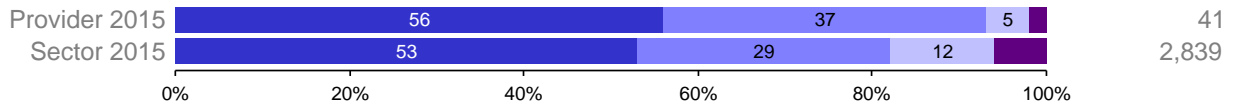


Figure 2012 **The newly qualified teacher survey**
University of Sussex, Secondary * courses.

Q9 How NQTs rated their training in:

a preparing you to apply confidently for teaching positions (e.g. support with job applications and interviews)?



Z score = **1.7735**

The provider results (using the very good and good responses) are not statistically significantly different from the sector.

