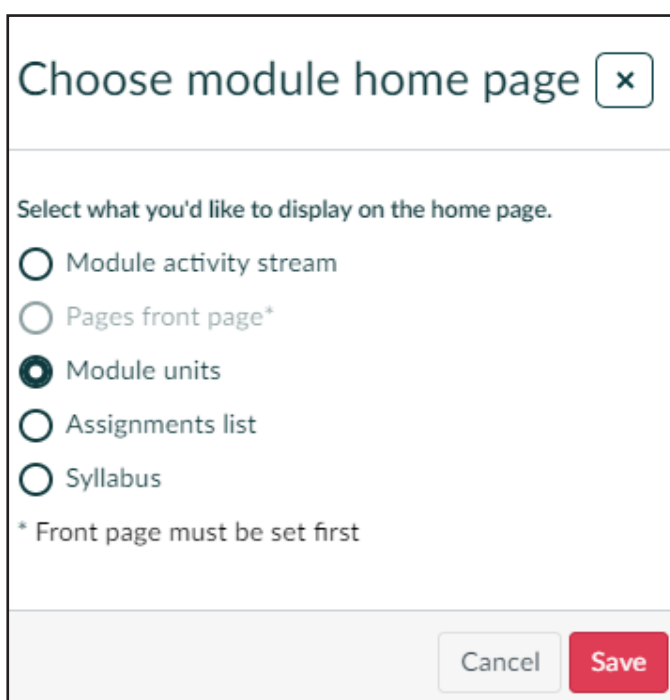
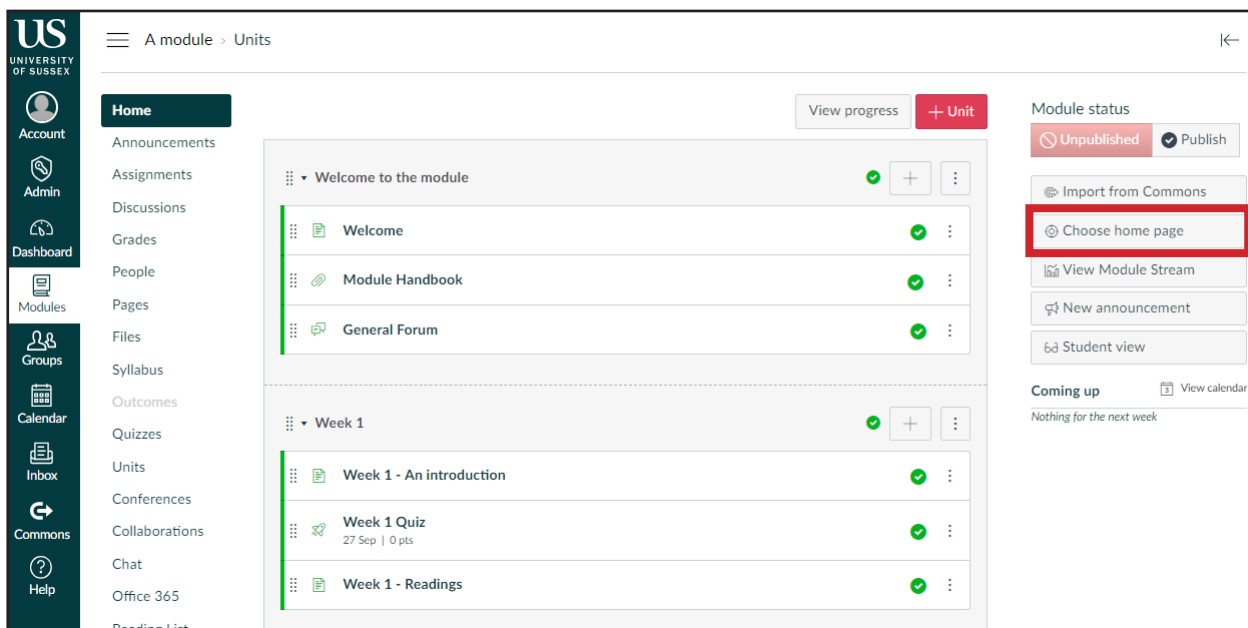




In your Canvas modules it is possible to choose which view you would like to set as the home page, allowing you to customise your site. There are a number of different options to choose from depending on how you would like to present your content and direct your students.

In order to set your home page first navigate to your module site by following the relevant link in either the **Dashboard** or **Modules** options in the Global Navigation Menu on the left hand side of your screen. Once you have accessed your module, click the option to **Choose home page** on the right hand side.



A box titled **Choose module home page** will appear presenting you with a list of five possible home pages.

Select which view you would like to display as the home page for the module by clicking on your chosen option. For more information about each of the different options see: <http://blogs.sussex.ac.uk/tel/2018/08/07/canvas-know-how-5-customising-your-home-page>. There is more guidance about setting the **Pages front page** overleaf.

Once you have selected your preferred option click **Save** in the bottom right hand corner of the box.

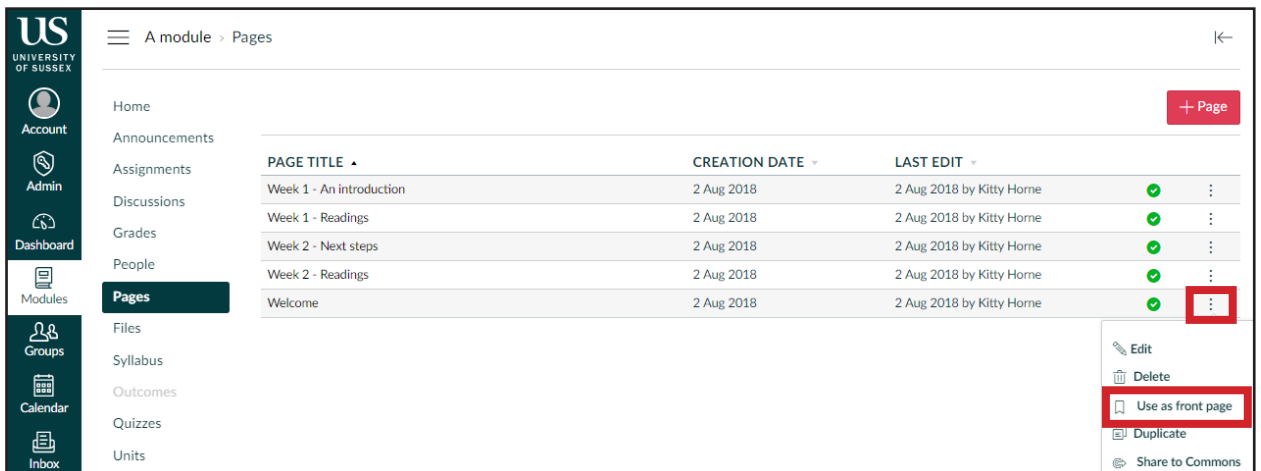


## Setting a front page

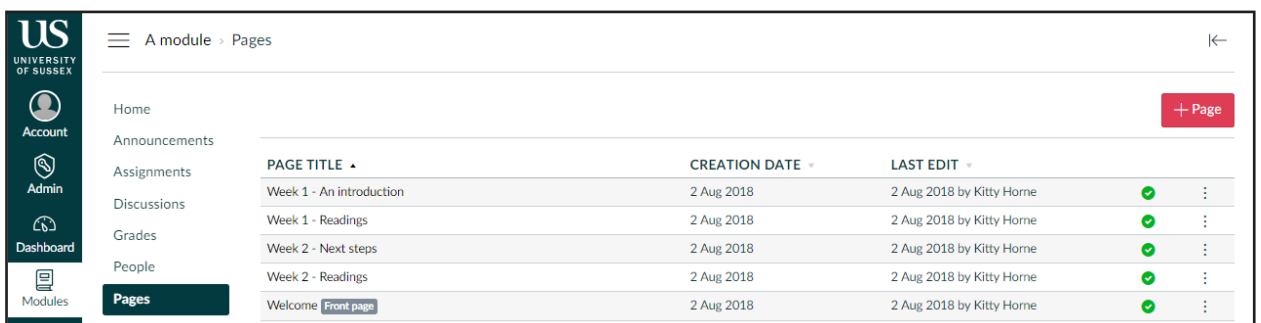
If you decide that you would like to set the **Pages front page** as the home page for your module you will first have to set a front page. To do this first access your module site and then click the **Pages** option in the Module Navigation menu on the left hand side of your screen.



In your list of pages find the page that you would like to set as your front page (alternatively create a new page by clicking the **+Page** button in the top right hand corner). Click the three dots icon to the far right of your chosen page and then click **Use as front page** in the menu that appears.



You will now see that a message appears next to your chosen page indicating that this page is now the front page for the module.



You can now click **Home** in the Module Navigation menu and repeat the steps on the previous page, choosing the **Pages front page** option as your home page.

