

Hyper-Document Structure: Maintaining Discourse Coherence in Non-Linear Documents

Clara Mancini and Donia Scott

Centre for Research in Computing, The Open University, Milton Keynes, MK7 6AA, UK

C.Mancini@open.ac.uk ; D.Scott@open.ac.uk

Résumé: Le passage du texte linéaire à l'hypertexte pose le problème d'exprimer la cohérence du discours dans une texte non-linéaire où les marques linguistiques du discours ne fonctionnent pas. Pendant que l'hypertexte introduit des nouvelles possibilités d'organisation du discours, il aussi nécessite d'utiliser des nouveaux dispositifs qui peuvent supporter l'expression de la cohérence par l'exploitation des caractéristiques techniques et des capacités expressives du médium. Dans cet article nous montrons comment, dans l'hypertexte, la notion de structure abstraite de document inclut graphiques animés en tant qu'une forme de métalangage pour la construction du discours.

Mots-clés: Hypertexte, Cohérence du discours, Relations de Cohérence Cognitive, Structure de Document, Métadiscours Visuel

Abstract: The passage from linear text to hypertext poses the challenge of expressing discourse coherence in non-linear text, where linguistic discourse markers no longer work. While hypertext introduces new possibilities for discourse organisation, it also requires the use of new devices which can support the expression of coherence by exploiting the technical characteristics and expressive capabilities of the medium. In this paper we show how in hypertext the notion of *abstract document structure* encompasses animated graphics as a form of meta-language for discourse construction.

Keywords: Hypertext, Discourse Coherence, Cognitive Coherence Relations, Document Structure, Visual Meta-Discourse

Introduction: possibilities and limitations of a medium

There is a long and well-established literature on textual devices that signal the coherence structure of a discourse to the reader, within both theoretical (e.g., van Dijk, 1977; Halliday and Hasan, 1976; Grimes, 1975; Brown and Yule, 1983) and computational linguistics (e.g., Hobbs, 1985; Mann and Thompson, 1988; Schiffrin, 1987; Knott and Mellish, 1996). Most of the work so far addresses the traditional conceptualisation of text as a two dimensional array on a physical page, traversed in a set pattern (e.g., left to right, top to bottom in the Western tradition).

Hypertext is very different from traditional text: it is electronic, in that it can only be read on a computer screen, and it is non-linear, in that there are several paths available through the document. The reader moves from node to node by mouse-clicking on links. A node can be the equivalent of a traditional text page or can contain just a few sentences. A link can be a word in the text or a graphical element in the node. As nodes contain multiple links, the author can only partially control the order in which the reader will access them. In other words, a new conceptualisation of text has emerged as a three-dimensional array on a computer screen, which can be traversed in any number of ways.

The well-understood coherence markers of the traditional notion of text do not work for this new medium, therefore a new set of devices, not only textual but graphical, is needed together with formation rules to govern their usage, supported by sound theoretical frameworks. Here we explore new possibilities for constructing coherence in non-linear documents. Precisely because in non-linear documents discourse is organised as a network of self-standing units rather than as a hierarchy of interdependent segments, our analysis of discourse coherence departs from the tradition whereby text is described as a hierarchical structure (e.g., Mann & Thompson, 1988). Instead, we take a cognitive approach according to which coherence is a characteristic of the mental representation that the reader constructs during the process of text interpretation (e.g., Johnson-Laird, 1983).

Coherence representation in linear text

Text comprehension depends on the reader's ability to construct a coherent representation of what (he thinks that) the text is conveying (Sanders and Spooren, 2001). To do so the reader needs to be able to identify the conceptual relations (he thinks to be) holding between the set of discourse elements (whether these are sentences, paragraphs or entire text sections). Conceptual relations are primarily identified on the basis of the content of the related discourse elements, but in linear text their identification is facilitated by a number of cohesive formal elements.

Over the years, the study of text coherence has concentrated on two types of cohesive element: those which function at the level of discourse structure and those which function at the level of document structure. A lot of work has focussed on discourse structure. Whether data driven (Halliday and Hasan, 1976; Martin, 1992; Knott and Dale, 1994) or theory driven (Hobbs, 1985; Kamp and Ryle, 1993; Mann and Thompson, 1988; Sanders et al., 1993), this work has mainly studied the use of discourse markers and referring expressions. For instance, in the sentence "*Lucia arrived at work late because she had missed her train*" the two clauses are related through the connective *because* and through the pronoun *she*, whose semantic content facilitates the interpretive work of the reader.

Other work, on the other hand, has highlighted the role played by graphical features such as punctuation and layout in text organisation. In particular, Nunberg (1990) distinguishes text structure from syntactic structure. For Nunberg, text structure can be realised, on the one hand, by punctuation and other graphical marks such as parentheses, dashes, etc., which he terms *concrete features* and, on the other hand, by layout, which he terms *abstract features*. For instance, in the sentence "*Lucia arrived at work late: she had missed the train*" the same causal relation previously expressed by the connective "because" is now expressed by a semicolon. And in the text segment

- To fix this house, I have to
- repair the roof
 - re-plaster the walls
 - replace the floors

the conjunctive relation between the second, third and fourth clause is laid out as a bulleted list.

In addition to layout, the abstract features also include graphical features that define the general formatting of a document: section titles, emphasis, etc. In the sentence above, for instance, the words **roof**, **walls** and **floors** could highlight the parts of the house that need fixing with the use of a bolded format.

Elsewhere (Power et al., 2003) we propose that layout and formatting features deserve a separate descriptive level in the analysis and generation of written texts, which we term *abstract document structure* and which constitutes an extension to Nunberg's 'text-grammar' (Nunberg, 1990). As we show in previous work (Piwek et al., 2005), the abstract document structure is an intrinsic part of text structure, but its constituents work differently from the way in which both discourse markers and concrete textual features work, because they have different semiotic characteristics: whereas discourse markers and punctuation are textual, devices like layout and formatting are visual.

Abstract discourse structure: visual vs. textual

In written text, the minimal linguistic unit is the character, a non-signifying differential element, whose combination generates words, successively articulated to produce phrases, clauses, sentences, etc (Saussure, 1922). As the character is a symbolic element, in written text the association between signifier and signified is non-motivated: the correspondence between them is conventional. Because of this, in written text abstract concepts can be explicitly expressed. For instance, in the sentence "I was late for the meeting *because* I had missed the bus", the relation of causality holding between the segments is made explicit by the connective "because".

Its symbolic nature also implies that text can deploy along a single line, which can be articulated using punctuation, dashes, parentheses and the like (concrete textual features). These are purely graphical symbols, which signal different types of textual articulation and inflection, and whose use is also regulated by strict conventions. For instance, a period marks the end of a *text-sentence*, while a semicolon marks the end of a *text-clause*.

Substantially different from both discourse markers and concrete textual features, abstract features transform the line of text into a visual configuration capable of conveying discourse structure on the space of the page. In visual configurations the association between a sign and its meaning is characterised by a degree of isomorphism, which makes this association partially motivated. For instance, in the sentence "I had a busy morning: I had a work meeting, I went for shopping, I picked up the children", the text segments in the list play an equivalent role within the sentence (Pander Maat,

1999). This rhetorical equivalence could be expressed as a bulleted list, in which the segments are given the same visual rendering: each segment starts on a new line with a bullet. Likewise, the title of the sections in a text will be visually more prominent than the title of the subsections in order to render the hierarchy of the text structure, just as emphasis is visually expressed through a format that stands out.

Unlike textual representations, visual representations tend to be regulated by conventions that are less strict and more dependent on the context of use. For instance, a list of clauses could be indented or not, bulleted, numbered or scored; whatever the chosen configuration, it is important that all listed clauses are rendered in the same way (i.e. with parallel syntax) and occupy the same horizontal position under the first (introductory) clause. Even though they respond to flexible conventions, however, visual features can express discourse connections so effectively that the use of cue phrases or punctuation becomes redundant. So, in a bulleted list the use of connectives, commas and full stop is superfluous, as the conventions at work in the visual configuration of the list override the conventions that regulate the use of discourse connectives and punctuation.

Coherence representation in non-linear text

The devices described above constitute cohesive elements that can be used to express discourse coherence in linear text, either on paper or in electronic documents that maintain linearity. However, discourse markers such as relational and referential connectives can only be effectively used when discourse units are arranged in a predefined sequence, so that they are accessed in a univocal order. But because hypertext is a network of interconnected nodes, the order in which discourse parts will be accessed can only be partly controlled. Order can be established locally (a node can be linked to another node), but it is hardly possible to establish it globally through extended structures (unless one resorts to constrained paths, which would defeat the purpose of using a non-linear medium).

So, relational and referential connectives cannot be used to signal the discourse relation between nodes, because each node is accessible in more than one way. Consequently, hypertext nodes tend to be written as self-standing units of text. A hypertext node typically will not use pronouns or referential phrases to refer to the content of another node, instead any information contained in the latter that would need to be referred to in the former has to be repeated. In fact, text sentences or paragraphs that are strongly related (for instance, by causality) will normally be kept within the same node: since they constitute strongly inter-dependent discourse parts, the writer is reluctant to put them in different nodes, because the reader might miss one or the other. However, it's less problematic to separate into different nodes discourse parts that are less strongly related (for instance, by elaboration or background) and therefore less inter-dependent can more easily be put into different nodes, their connection being expressed paratactically via a link (Mancini and Buckingham Shum, 2004). Finally, the same limitations that apply to discourse connectives also apply to punctuation and the like, which usually only work within nodes and do not facilitate the transition between link words and their target nodes.

If the non-linearity of hypertext does not lend itself to the use of discourse markers and concrete features, however, things are different for abstract document features, because they are visual and work in space. Because of its technical characteristics, hypertext is a spatial medium, and indeed numerous proposals that tackle the issue of non-linearity seek to compensate for the lack of control on discourse order by exploiting the spatial nature of hypertext. Some have proposed spatial metaphors as a way of describing discourse structure (Landow, 1991; Bolter, 1991; Kolb, 1997); others propose the use of maps, schemas, outlines (Carter, 2000) or navigational patterns (Bernstein, 1998) to return to the author's hands as much control as possible on the way in which discourse takes shape before the reader's eyes and coheres in their mind. But it is also a temporal medium, in which spatial structures have a temporal dimension and realisation (Luesebrink, 1998). So, both space and time can be exploited in hypertext to express discourse coherence and, we contend, in hypertext the notion of abstract document structure consists of both spatial and temporal configurations working in a three-dimensional space.

From text to hypertext abstract document structure

If coherence is a cognitive phenomenon, then it is possible to express coherence relations not only through discourse markers, but also through visual patterns. And if this can be done by using spatial

abstract features in linear documents, then it can also be done by using spatial and temporal abstract features in non-linear documents. In particular, we propose that graphics and animation could be used to express discourse coherence in hypertext (see Mancini and Buckingham Shum, 2004).

At present, most hypertexts (especially on the web) make no use of graphical features to signal rhetorical relations between nodes, and nodes often consist of long text pages with a few links targeting other pages, from where the source page can no longer be seen. However, we think that the non-linear medium could be used in a far more expressive and articulated way, if graphic features were exploited as discourse markers to support coherence. Our work precisely aims at identifying visual devices that can play the role of discourse markers in the non-linear, three dimensional space of hypertext.

One of these devices could consist of creating much smaller hypertext nodes and using the screen as a visual field across which they can distribute, as links are clicked and new nodes appear, composing meaningful patterns. The appearance and distribution of the nodes should signify the rhetorical role that their content plays within the discourse. To achieve that, rhetorical relations could be used as document structuring principles during discourse construction to define hypertext links. These could then be dynamically rendered during navigation through the consistent and concurrent use of the medium's spatial and temporal graphic features.

In this respect, having established a parallel between textual and visual processing (Riley and Parker, 1998), Gestalt theory has proposed useful principles of document design (Campbell, 1995). Furthermore, a number of representational rules for visually expressing discourse relations between hypertext nodes could be derived from the semiology of graphics, according to which graphic features can be employed to express conceptual relationships of *similarity*, *difference*, *order* and *proportion* exploiting the properties of the visual image, in a bi-dimensional static space (Bertin, 1967) as well as in a three-dimensional dynamic space (Koch, 2001). Using these rules, we have designed and begun testing a series of prototype visual patterns expressing coherence relations in non-linear discourse (Mancini, 2005).

Visualising and testing rhetorical patterns

Based on cognitive parameterisations of coherence relations (Sanders et al., 1993; Pander Maat, 1999; Louwse, 2001), we selected a set of relations for experimental rendering and evaluation. The set included: CAUSALITY, CONDITIONALITY, SIMILARITY, CONTRAST, CONJUNCTION, DISJUNCTION, ELABORATION and BACKGROUND. For the criteria of selection and for the discussion of all the renderings, see (Mancini, 2005). Here we report on one example: CAUSALITY. The graphical renderings of the relations were designed based on their parametrical description. In our descriptions of reference the bipolar parameters defining CAUSALITY were: *basic operation*, according to which a relation can be *causal* or *additive*, and *polarity*, according to which a relation can be *positive* or *negative*. The values of each cognitive parameter defining the relations were rendered through graphical features. As a result, each relation was visually defined by the sum of the graphical features rendering the cognitive values that define it. The representation of CAUSALITY was defined by the features rendering the values *causal* and *positive*.

To reify the relation renderings, examples of argumentative passages were taken from a history of science text. Short passages were isolated, each passage consisting of a pair or a triple of sentences. The sentences of each pair or group held with each other one of the eight selected relations, all signaled by appropriate connectives. Finally, each pair or triple of related sentences was represented on screen respectively within a pair or triple of related text windows, and those windows were attributed certain graphical properties expressing the relation holding between the content of one sentence and the content of the other. On screen, all connectives were removed from the text within the windows, and the connective function between the text spans was entirely delegated to the windows' graphical properties. In order to be as differentiated as possible, each representation had to be kept as minimalist as possible, making use of no more formal elements than strictly necessary. A small number of graphical variables (Koch, 2001) were used following specific rules of graphics. For a detailed discussion of the design process for all the relational renderings see (Mancini, 2005). Below is the description of the pattern designed for CAUSALITY.

The text spans selected to reify the relation were:

- A. *Galileo ignored Kepler's demonstration of the elliptical orbits of planets and continued to believe that planetary revolutions were a "natural" motion requiring no external mover.*
- B. *Galileo failed to see that the actual geometry of the heavens contradicted any spherical model.*
- C. *Galileo missed the problem of how planets were retained in their elliptical orbits.*

The three windows respectively containing the three text spans were arranged one under the other, the second sliding down from behind the first as soon as the first had appeared, and the third sliding down from behind the second as soon as it had reached its position. They all shared the same width, while the height of each was determined by the quantity of text contained in each window. The value of the windows' background became increasingly darker from the first to the third, and the ratio of increment was the same from the first to the second and from the second to the third, that is, they were equidistant, as far as the value was concerned. In this configuration, the order of the events was rendered by the arrangement of the text windows, while the fact that the second and the third windows appeared by sliding down from the previous one rendered the fact that the second and the third events followed, and were brought about, respectively by the first and the second event. At the same time, the darkening of the background rendered the idea of progression in the forging of a logical chain. Finally, the cohesion between the three events was reinforced by the fact that the three windows had the same width (Figure 1).

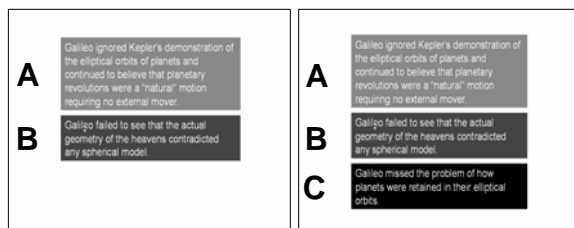


Figure 1. Two screen shots from the animated graphic rendering of causality (the letters beside the text boxes are for illustration purposes only).

The whole set of relations was rendered with the purpose of testing the renderings and their impact on users. In particular we wanted to find out whether the concurrent and consistent use of visual features according to certain perceptual principles and design criteria would determine the expressiveness of the configurations designed to represent the selected sub-set of discourse relations and whether people would discriminate the relational expressiveness of different visual configurations.

As a first form of verification, we designed and conducted an empirical study with a group of **24** participants. We asked them to choose from three different representations the one that in their judgement best expressed each relational concept. For each relation, three different representations were presented to the participants: the one that had been designed to represent that particular relation, plus two alternative representations originally designed to express different relations.

One at the time, the participants were given the original text that had been used to reify each relation, as well as an abstract definition of the relation in question, then were shown the three animations associated with it, from which they had to choose what they thought to be its most expressive representation. They were asked to go through a second round, in which they were allowed to modify, one way or the other, the choices made in the first round.

For each given relation, the great majority of participants converged on the same option, which in fact corresponded to the animated pattern that had been specifically designed to render that particular relation. For 6 of the relations - CAUSALITY, CONJUNCTION, SIMILARITY, CONTRAST, ELABORATION and BACKGROUND - the results were statistically significant (Table 1).

R	Caus.	Cond.	Conj.	Disj.	Sim.	Cont.	Back.	Elab.
1 st	19	10	18	12	16	20	21	20
2 nd	22	13	21	12	18	20	21	21
χ^2	37	4.750	32.25	3.25	19.75	28	32.25	27.25
p	<0.001	N/S	<0.001	N/S	<0.001	<0.001	<0.001	<0.001

Table 1. Results of the experiment conducted with 24 participants, showing the renderings designed to respectively express each relation. 1st and 2nd = votes obtained by each rendering respectively in the first and in the second round.

In brief, albeit not conclusive, the results of this first study suggest that people did recognize a particular expressiveness in the options that had been designed to render the subset of discourse coherence relations. In other words, there is positive evidence that the concurrent and consistent use of graphical elements, according to certain perceptual principles and design criteria, can support the visual expression of relational concepts.

The fact that for two of the relations - CONDITIONALITY and DISJUNCTION - the renderings did not obtain the same consensus obtained by the others could be explained with the fact that both conditionality and disjunction are characterized by a greater degree of cognitive complexity. From a cognitive point of view, CAUSALITY, CONJUNCTION, SIMILARITY, CONTRAST, ELABORATION and BACKGROUND hold within a space-temporal continuity, or along one possible line of events. However, conditionality and disjunction hold across two possible lines of events. That is, they implicate the cognitive projection into an alternative space-temporal dimension (or narrative axis), before the conditioned or disjuncted situations can be presented. Such an abstraction is easy to express in natural language, but it is not as easy to express in visual languages.

Evidently, this work is still in progress and we are still exploring ways of presenting hypertext which employ the graphical features of the medium in a systematic and principled way. We have not implemented a system yet, but that is our goal, and the experimental results that we have obtained so far are encouraging.

Applying visual rhetorical patterns to hypertext

Now let us illustrate an example of how in non-linear text the expression coherence could be supported by visualising rhetorical patterns. Consider the following text passage:

“Some animals are 'nice' to each other, especially those who live on the edge.

For example, vampire bats have been shown to share meals. If a bat fails to find a meal it is often unable to survive until the next evening's hunting. A bat that has fed well, though, has more than enough to survive, and could easily spare some of its meal. So sometimes a full bat will regurgitate some of its meal to another that is starving.

These animals are showing behaviour known as 'reciprocal altruism', which simply means that they lend each other favours in the expectation that the favours will be repaid some time in the future.

[For example] A bat which one day might be bloated by a great meal, might on another evening be less lucky and be in need of help itself. By being generous one day at little cost to itself, it might be saved from starvation the next by another bat returning the favour.

This process can be explained with a game called 'Prisoner's Dilemma'. In the game, two suspects have been arrested for a crime and the police question them in separate rooms. The police offer them each a deal. If they don't co-operate with each other (i.e. they give the police evidence that the other person is guilty) then they will be rewarded and the other person will be put away for the crime. If they both fail to co-operate, and give evidence against each other then they will both get locked up (although they will get a lesser sentence), but if they both co-operate with each other by keeping quiet then the police have no evidence and they will eventually both be released.

[Going back to our example] For the bats the risk of starvation if they do not feed is very high, while the cost of co-operating is low, so it should be no surprise to us that they have come to co-operate with each other, with every bat benefiting from the arrangement.

This sort of situation faces animals all the time, and by understanding what the rewards and costs are to them in each case, we can understand the way they behave. “

This is composed of four paragraphs, each of which is made up of two or three sentences. As far as the content is concerned, three different narrative levels – marked by the indentation of the layout - can be identified, whose relations are expressed by connective or referential phrases (in bold) or simply by paratactic juxtaposition (in bold and square brackets). The author explains an animal behaviour known as 'reciprocal altruism', at one level as an abstract concept, at another level with an example from the animal kingdom, and at yet another level with a metaphor from a game. Now let us consider the case in which the linear text passage is turned into a hypertext:

[1] Some animals are 'nice' to each (>2) other, especially those who live life on the edge (>4).

[2] Certain animals show a behaviour known as 'reciprocal altruism' (>5), which simply means that they lend each other favours (>6) in the expectation that the favours will be repaid some time in the future (>3).

[6] In the game 'Prisoner's Dilemma', two suspects have been arrested for a crime and the police question them in separate rooms. The police offer them each a deal. If they don't co-operate with each other (i.e. they give the police evidence that the other person is guilty) then they will be rewarded and the other person will be put away for the crime. If they both fail to co-operate, and give evidence against each other then they will both get locked up (although they will get a lesser sentence), but if they both co-operate (>5) with each other by keeping quiet then the police have no evidence and they will eventually be both released (>2).

[4] Vampire bats have been shown to share meals (>5). If a bat fails to find a meal it is often unable to survive until the next evening's hunting. A bat that has fed well, though, has more than enough to survive, and could easily spare some of its meal. So sometimes a full bat will regurgitate some of its meal to another (>6) that is starving.

[5] A bat which one day might be bloated by a great meal, might on another evening be less lucky and be in need of help (>4) itself. By being generous one day at little cost to itself, it might be saved from starvation the next by another bat returning the favour.

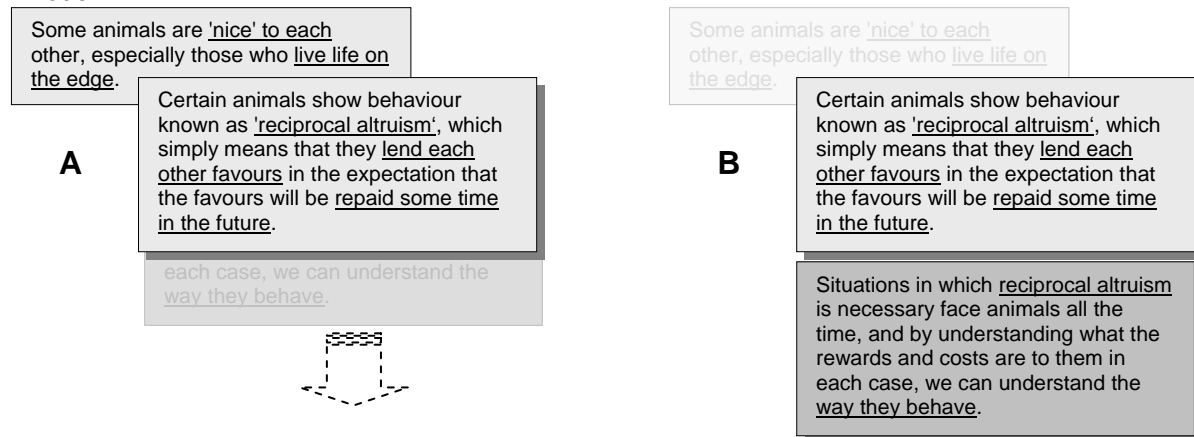
For the bats the risk of starvation if they do not feed is very high, while the cost of co-operating is low, so it should be no surprise to us that they have come to co-operate with each other (>6), with every bat benefiting from the arrangement (>3).

[3] Situations in which reciprocal altruism (>2) is necessary face animals all the time, and by understanding what the rewards and costs are to them in each case, we can understand the way they behave (>1).

In the hypertext version, the underlined words or clauses constitute links and the numbers in brackets next to them indicate their target node (nodes are numbered for illustration purposes). Each node has at least two links, which means that each node can be accessed at least from two other nodes. Because of that, none of the nodes here contain connectives or referential phrases that relate to other nodes: each one is a self-standing fragment, no matter from where it is accessed. If

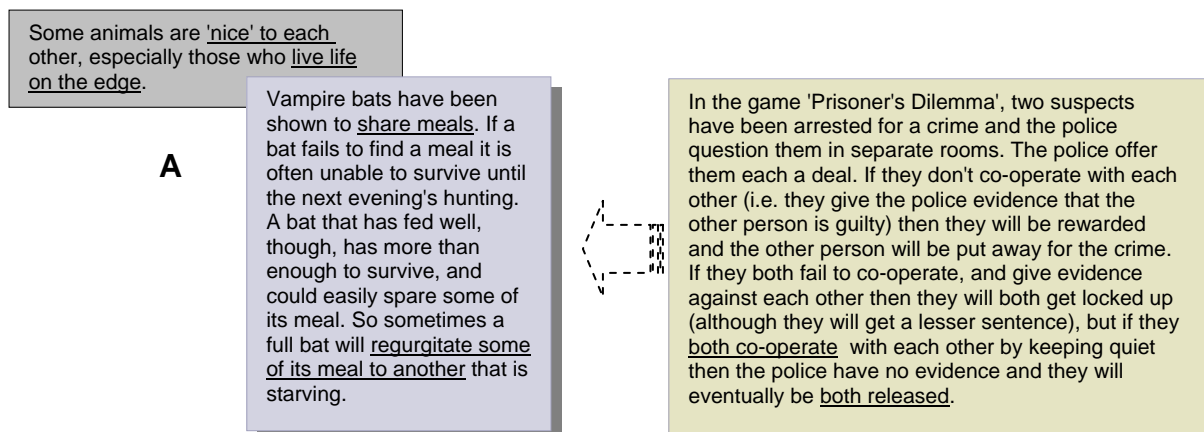
connectives and referential phrases are not used to express the rhetorical relations holding between nodes, however, these relations could be expressed through graphic features. Following the rules of graphics visual attributes could be used consistently and concurrently to render relations of order between nodes in a three-dimensional space, marking the rhetorical relations holding between the discourse parts contained in the nodes.

Let us hypothesise that one reader follows the path that leads from node 1, to node 2, to node 3, by following first the link 'nice' to each other in node 1 and then the link repaid some time in the future in node 2.



Node 1, the starting point in the hypertext, expresses in a nutshell the concept of 'reciprocal altruism', which is the subject of the passage. Node 2 elaborates the concept and, on the basis of that elaboration, node 3 comes to a conclusion. At first, node 1 is on the screen on its own, but, when the reader clicks on the link 'nice' to each other, node 2 appears (**A**). The relation of elaboration holding between nodes 1 and 2 could be expressed as follows: node 2 overlaps on the lower edge of node 1, projecting a small shadow. That is, through the slight overlapping and projected shadow of node 2, this configuration aims to reflect the fact that the two units do not belong to the same discourse level: the first one, higher up and more in depth in the visual field, states the basic concept that the second one, lower and more to the forefront in the visual field, restates and expands. At this point, when the reader clicks on the link repaid some time in the future, node 3 slides down from behind node 2, greyed out at first (**A**). As it positions itself under node 2, node 3 becomes readable and node 1 greys out instead, leaving the other two both in evidence (**B**). The relation holding between the nodes - conclusion - is a pragmatic form of causality. This is expressed by the origin and trajectory of node 3, which physically descends from node 2 and by the fact that the background of node 3 has a darker value. Moreover, the fact that node 2 and 3 have the same width and are aligned closely one under the other aims to express the fact that they constitute the interconnected parts of a larger unit. Finally, by the greying out of node 1 the presentation underlines the unity of node 2 and 3.

Now let us hypothesise that another reader follows a different path, going from node 1, to node 6, to node 5, to node 3, by respectively following the links live life on the edge, regurgitate some of its meal to another, both co-operate and benefiting from the arrangement. This second reading constitutes a different navigational experience, to which corresponds a different visual experience.



At first, node 1 is on its own on the screen, but as soon as the reader clicks on the link live life on the edge, node 4 appears (**A**). The content of node 4 is an exemplification of the concept stated in

node 1, and since exemplification is a form of conceptual elaboration, the visual relationship between node 1 and 4 is represented in the same way as the visual relationship between node 1 and 2 in the previous path, except that the background colour of node 4 is different from that of node 2 in the previous path. As the reader now clicks on the link regurgitate some of its meal to another, node 6 enters the screen from the right hand side (A) to position itself right next to node 4 (B). As it gets into place, the background colour of node 6 turns the same as the background colour of node 4.

Some animals are 'nice' to each other, especially those who live life on the edge.

B

Vampire bats have been shown to share meals. If a bat fails to find a meal it is often unable to survive until the next evening's hunting. A bat that has fed well, though, has more than enough to survive, and could easily spare some of its meal. So sometimes a full bat will regurgitate some of its meal to another that is starving.

In the game 'Prisoner's Dilemma', two suspects have been arrested for a crime and the police question them in separate rooms. The police offer them each a deal. If they don't co-operate with each other (i.e. they give the police evidence that the other person is guilty) then they will be rewarded and the other person will be put away for the crime. If they both fail to co-operate, and give evidence against each other then they will both get locked up (although they will get a lesser sentence), but if they both co-operate with each other by keeping quiet then the police have no evidence and they will eventually be both released.

This is how the conceptual similarity holding between the content of node 4 and the content of node 6 is rendered through a graphic similarity: node 6 moves in towards node 4, it has the same height as node 4, it positions itself next to it and it changes its original background colour (which signals a different domain from which the comparison is drawn) to match that of node 4. As the reader clicks on the link both co-operate, node 5 enters the screen from the left hand side to position itself where node 4 was before, so that it gets into the same position as node 4 with respect to node 6 (C). This is to represent that the same conceptual similarity that holds between nodes 4 and 6 also holds between nodes 6 and 5. Consistently with that, node 5 has the same height and background colour as node 4, as well as ending up in the same position.

Some animals are 'nice' to each other, especially those who live life on the edge.

C

A bat which one day might be bloated by a great meal, might on another evening be less lucky and be in need of help itself. By being generous one day at little cost to itself, it might be saved from starvation the next by another bat returning the favour. For the bats the risk of starvation if they do not feed is very high, while the cost of co-operating is low, so it should be no surprise to us that they have come to co-operate with each other, with every bat benefiting from the arrangement.

ve been als. If a meal it is live until hunting, and some of times a ate some er that is

In the game 'Prisoner's Dilemma', two suspects have been arrested for a crime and the police question them in separate rooms. The police offer them each a deal. If they don't co-operate with each other (i.e. they give the police evidence that the other person is guilty) then they will be rewarded and the other person will be put away for the crime. If they both fail to co-operate, and give evidence against each other then they will both get locked up (although they will get a lesser sentence), but if they both co-operate with each other by keeping quiet then the police have no evidence and they will eventually be both released.

Conclusions

If a reader is to understand a text, their mental representation of its content has to (at least to some degree) reflect the coherence structure intended by the writer. In linear documents, a number of textual devices signalling the coherence structure of discourse facilitate this process of reconstruction. However, these devices only work within a linear structure and they are no longer helpful in the interpretation of non-linear documents. When it comes to non-linear media, such as hypertext, a different set of signalling devices is required, which are visual rather than textual. These visual elements constitute the abstract document structure in traditional text, where they work within the bi-dimensional space of the page. However, in hypertext they have to work in a three-dimensional space as well as in time, which pushes the boundaries of the notion of abstract document structure.

As we pointed out, there is a fundamental semiotic difference between visual configurations and textual expressions: since it is a symbolic code, text can express relational concepts with precision and subtlety. Although visual languages do not have the same semiotic capabilities of abstraction, there is theoretical ground and some preliminary evidence that they can express at least the most basic relational concepts (for instance, causality, conjunction, similarity). The condition for that is the consistent and concurrent use of the properties of the image according to specific rules, in order to establish a linguistic context in which different configurations become recognisable as having different meaning. Of course, the use of visual patterns to express coherence relations in hypertext could be associated with other devices (Kress and van Leeuwen, 2001). For instance, exploiting text generation capabilities, hybrid representational forms could be used, in which symbolic connectives are used in addition as soon as two nodes appear on the screen. However, our aim is to identify ways of presenting hypertext discourse which employ graphical features in a systematic and principled way, extending the notion of abstract document structure, so that it applies to hypertext as well as linear text, by making articulate use of the space-temporal dimensions of the electronic medium, fully exploiting its expressive potential.

Still in its infancy, this work is at this stage more concerned with identifying the right questions than with presenting the right answers. We have not implemented a system yet, but that is our goal, and the experimental results obtained so far are encouraging. As a next step we will be carrying out further tests on the visual renderings of rhetorical relations. For example, we intend to test the same relational renderings with a larger number of participants from different backgrounds, carrying out a qualitative analysis of their responses. We have also started to construct hypertext mock-ups using our set of coherence relations to define the links between nodes and rendering the connections through their corresponding visual patterns. These are to be tested with users: as they navigate and visual patterns take shape on the screen, they will be asked to identify the relations holding between nodes, which will be indicated solely by the graphical clues. Further tests will also be designed.

Our long-term goal is the application of this work to a larger effort in natural language generation, whereby the same semantic content is rendered differently for different readerships. In particular, we are generating paraphrases that vary not just along the traditional dimensions (discourse, syntax, lexicalisation) but also in terms of graphical presentation (e.g., as textual reports in different styles - including linear vs. non-linear - or as slides for a presentation).

Acknowledgments

We would like to thank Richard Power and the reviewers of ISDD'06 for their helpful feedback.

References

- BERNSTEIN, M. (1998). Patterns of Hypertext. In *Proceedings of ACM Hypertext'98*: Pittsburgh, PA, ACM Press, New York, pp.21-29
- BERTIN, J. (1967). *Semiologie Graphique*. English translation (1983). *Semiology of Graphics: Diagrams, Networks, Maps*. University of Wisconsin Press, Madison.
- BOLTER, J.D. (1991). *Writing Space: The Computer, Hypertext, and the History of Writing*, Eastgate Systems, Cambridge MA.
- BROWN, G. and YULE, G. (1983). *Discourse Analysis*. Cambridge University Press, New York.
- CAMPBELL, K.S. (1995). *Coherence, Continuity, and Cohesion. Theoretical Foundations for Document Design*. Lawrence Erlbaum Associates Publishers, Hillsdale (NJ), Hove (UK).
- CARTER, L.M. (2000). Arguments in Hypertext: A Rhetorical Approach. In *Proceedings of ACM Hypertext '00*, ACM Press, New York, pp.87-91
- DIJK, van T.A. (1977). *Explorations in the Semantics and Pragmatics of Discourse*. Longman, London – NY.
- GRIMES, J.E. (1975). *The Thread of Discourse*. Mouton Publishers, Berlin, New York, Amsterdam.
- HALLIDAY, M.A.K., HASAN, R. (1976). *Cohesion in English*. Longman.
- HOBBS, J.R. (1985). *On the Coherence and Structure of Discourse*. Technical Report CSLI-85-37, Stanford.
- JOHNSON-LAIRD, P. N. (1983). *Mental models: Towards a cognitive science of language, inference, and consciousness*. Cambridge, MA: Harvard University Press.
- KAMP, H., and RYLE, U. (1993). *From Discourse to Logic*. Dordrecht: Kluwer.
- KNOTT, A., DALE, R. (1994). Using Linguistic Phenomena to Motivate a Set of Coherence Relations. In *Discourse Processes*, 18(1), pp.35-62
- KNOTT, A., MELLISH, C. (1996). A feature-based account of the relations signalled by sentence and clause connectives. In *Language and Speech*, 39(2/3), pp.142-183

- KOCH, W.G. (2001). Jaques Bertin's Theory of Graphics and its Development and Influence on Multimedia Cartography. In *Information Design Journal*, 10(1), pp.37-43
- KOLB, D. (1997). Scholarly Hypertext: Self-Represented Complexity. In *Proceedings of ACM Hypertext '97*, ACM Press, New York, pp.29-37
- KRESS G. & T. VAN LEEUWEN. 2001. Multimodal discourse : the modes and media of contemporary communication. London: Arnold.
- LANDOW, G.P. (1991). The Rhetoric of Hypermedia: Some Rules for Authors. In Delany, P., Landow, G.P. (Eds.) *Hypermedia and Literary Studies*, MIT Press, Cambridge, MA, pp.81-104
- LOUWERSE, M. (2001). An Analytic and Cognitive Parametrization of Coherence Relations. In *Cognitive Linguistics*, 12 (3), pp. 291-315
- LUESEBRINK, M. (1998). The Moment in Hypertext. In *Proceedings of ACM Hypertext '98*, ACM Press, pp.106-112
- MANCINI, C. (2005). Cinematic hypertext. Investigating a new paradigm. Amsterdam: IOS Press.
- MANCINI, C., Buckingham Shum, S. (2004). Towards Cinematic Hypertext. In *Proceeding of ACM Hypertext '04*, Santa Cruz, CA, USA, Aug 9-13, ACM Press, New York, pp.115-124
- MANN, W.C., THOMPSON, S.A. (1988). Rhetorical Structure Theory: Toward a Functional Theory of Text Organisation. In *Text*, 8 (3), pp.243-281
- MARTIN, J.R. (1992). *English Text. System and Structure*. John Benjamins Publishing Co., Amsterdam.
- NUNBERG, G. (1990). *The Linguistics of Punctuation*. CSLI, Stanford, USA.
- PANDER MAAT, H. (1999). The Differential Linguistic Realisation of Comparative and Additive Coherence Relations. *Cognitive Linguistics*, 10, 147-184
- PIWEK, P., POWER, R., SCOTT, D., van Deemter, K. (2005) Generating multimedia presentations: from plain text to screenplay Intelligent Multimodal Information Presentation, Text Speech and Language Processing, vol. 27 pp. 203-226 O. Stock and M. Zancanaro (ed.) Kluwer: Dordrecht.
- POWER, R., SCOTT, D., BOUAYAD-AGHA, N. (2003). Document Structure Computational Linguistics, vol. 29 issue 4 pp. 211-260
- RILEY, K., PARKER, F. (1998). Parallels between visual and textual processing. *IEEE Transactions on Professional. Communication*, 41, 175-185.
- SANDERS, T.J.M., SPOOREN, W.P.M., NOORDMAN, L.G.M. (1993). Coherence Relations in a Cognitive Theory of Discourse Representation. In *Cognitive Linguistics*, 4(2), pp.93-133
- SANDERS, T.J.M, SPOOREN, W. (2001). Text Representation as an Interface Between Language and its Users. In Sanders, T.J.M., Schilperoord, J., Spooren, W. (Eds.), *Text Representation. Linguistic and psycholinguistic aspects*. University of Utrecht, University of Tilburg, Free University of Amsterdam Press, pp.1-26
- SAUSSURE, F. (1922). *Cours de Linguistique Générale*. Editions Payot, Paris.
- SCHIFFRIN, D. (1987). *Discourse Markers*. Cambridge University Press, New York.