

## INSECTS AND ECOSYSTEM SERVICES SPECIAL ISSUE

**Using citizen science to monitor pollination services**

LINDA BIRKIN and DAVE GOULSON School of Life Sciences, University of Sussex, Brighton, U.K.

**Abstract.** 1. Pollination by insects is a vital ecosystem service and the need for its assessment is increasing in recognition and political pressure, but there are currently no large-scale systematic monitoring schemes in place to measure the direct provision of this service.

2. This study tested a protocol for using a citizen science approach to quantify pollination service provision in gardens and allotments, requiring participants to grow *Vicia faba* L. plants and carry out some simple manipulations of the pollination environment (flowers with bees excluded, flowers hand-pollinated, or flowers left for local pollinators to visit). Volunteers assessed yield in the three treatments.

3. Eighty participants from across the U.K. successfully completed all parts of the protocol; a further 93 participants were unsuccessful but actively engaged with the project.

4. Overall, the present results suggest that pollination services for *V. faba* are currently not limiting in gardens or allotments in the U.K. It is possible and cost-effective to recruit volunteers to collect data on pollination deficits using this protocol.

5. The approach used in this paper, which could readily be extended to incorporate other plant species reliant on different guilds of pollinators, is feasible for adoption as a national monitoring scheme for pollination services.

**Key words.** Bees, bumblebees, crop yield, ecosystem services, pollinator, urban, *Vicia faba*.

**Introduction**

Human societies receive goods and benefits as a result of natural processes. Such benefits are commonly considered within the developing frameworks of 'Ecosystem Services' (Costanza *et al.*, 1997; Haines-Young & Potschin, 2010; Bateman *et al.*, 2013), and in a world ever more influenced by human decisions there is an increasing need for informed consideration of how these services are realised, and how they are affected by anthropogenic actions. Animal-mediated pollination is one such ecosystem service, which is vitally important for the production of many crops, and as a wider contributor to the maintenance of robust natural ecosystems (Dicks *et al.*, 2013; Vanbergen *et al.*, 2014). In temperate regions, in particular, the majority of pollination services are provided by insects, especially bees and hoverflies (Klein *et al.*, 2007; Kremen *et al.*, 2007; Jauker & Wolters, 2008).

Correspondence: Linda Birkin, School of Life Sciences, University of Sussex, John Maynard Smith Building (JMS), Falmer Campus, Brighton BN1 9QG, U.K. E-mail: L.Birkin@sussex.ac.uk

Realistic assessment of the value of any ecosystem service relies on accurate information about the need for that service and good understanding of the processes involved in the delivery (Costanza *et al.*, 1997; Haines-Young & Potschin, 2010; Bateman *et al.*, 2013), and pollination services are no exception (Winfree *et al.*, 2011). Current valuation estimates of pollination services – based on existing understanding and manipulations of the insect–pollinator relationship – are not without debate (Ghazoul, 2005; Steffan-Dewenter *et al.*, 2005; Klein *et al.*, 2007), but even widely varying estimates illustrate the scale of the service being considered. Recent estimates of the global value of pollination range from \$112 to \$200 billion annually (Costanza *et al.*, 1997; Kremen *et al.*, 2007), and agricultural pollination alone is estimated as worth €153 billion (Gallai *et al.*, 2009). In Europe, 84% of crop species are dependent on pollination for improving yield and quality to some extent (Klein *et al.*, 2007), and the recent UK National Ecosystem Assessment (NEA) valued the contribution of pollination to UK crop yields at £430 million in 2007, representing 8% of the market at the time (Smith *et al.*, 2011).

To date, there is no *standard* method of valuing pollination services and no long-term monitoring programmes in place to collect relevant data, although this is acknowledged as a priority area (Dicks *et al.*, 2013). The recent National Pollinator Monitoring Strategy for England sets out a 10-year plan for supporting pollination services, emphasising the need to develop a monitoring framework for pollinators using ‘Citizen Scientists’ (Defra, 2014) i.e. volunteers participating in data collection often under instructions from professional scientists. Many existing systematic wildlife monitoring schemes already use that approach (Dickinson *et al.*, 2010), as it enables such schemes to cover much larger spatial and temporal scales than would otherwise be possible, owing to time, cost or personnel restrictions, but still gather reliable information (Schmeller *et al.*, 2009; Silvertown, 2009; Kremen *et al.*, 2011). These large-scale observational projects are important sources of information for conservation planning (Mackechnie *et al.*, 2011; Roy *et al.*, 2012).

The requirement for adequate pollination provision is not restricted to agricultural settings or semi-natural areas. As the human population continues to increase, so does the proportion of global land area that can be considered to be ‘urbanised’, and 54% of the world’s population now live in urban areas (WHO, 2014). These urban environments vary in terms of the characteristics of the ‘green’ spaces present, but pollination is still required for Urban and peri-urban agriculture, for garden and allotment produce, and by wild plants growing in built environments. Urban crop yields are not recorded on any systematic basis, and although some previous studies have shown a greater seed set in garden plants (Cussans *et al.*, 2010; Samnegård *et al.*, 2011), it is not known if urban pollination represents a limiting or adequate service provision. Urban environments are particularly amenable to citizen science schemes, containing a large population of potential observers (Davies *et al.*, 2011) and enabling participants to literally ‘do it at home’.

The intention of our project is to test whether monitoring the level of pollination service provision present in green spaces can be achieved using citizen science to collect data; and if such an approach reveals a current deficit in the U.K. Schemes which aim to survey the make-up of the pollinator community (such as the Urban Pollinators Project, led by the University of Bristol, under the Insect Pollinator’s Initiative), or generate trend data for pollinator populations [particularly schemes such as the Bumblebee Conservation Trust (BBCT) ‘Beewalks’, and the Great British Bee Count], are underway both in the U.K. and internationally (Westphal *et al.*, 2008). Similarly, the Great Sunflower Project in the U.S., which requires participants across the country to grow a sunflower at home, and record the frequency of insect visitors (Oberhauser & LeBuhn, 2012) illustrates the ability of citizen science studies to operate at a national scale. The Urban Pollination Project currently underway at Washington University uses a similarly detailed protocol (with hand-pollinated, local-pollinated and pollinator-excluded plants) on a smaller scale to measure the yield of tomato plants, and pollination success in Seattle community gardens (Potter & LeBuhn, 2015).

However, there are no national-scale monitoring schemes underway that attempt to deploy citizen scientists to assess the provision of the pollination service more directly, examining the

level of pollination occurring, rather than extrapolating from the potential population of pollinators present.

In the present study, project participants grew pollination-dependent plants, conducted simple manipulations, and recorded the resulting yields, to determine if the existing pollinator community was providing an adequate or limiting service. *Vicia faba* L., commonly known as the ‘Broad’ or ‘Field’ bean, was selected as the experimental plant, owing to its pollination requirement [pollinated primarily by long-tongued bumblebees, with some pollination from smaller bees such as honeybees (Free, 1966; Kendall & Smith, 1975)], its popularity as a garden crop, and the ease of growing the plants from seed and maintaining them once matured. Cage experiments to manipulate pollinator access to *V. faba* flowers have shown that while the plant is capable of some self-compatibility – with the amount varying by cultivar and proportion of hybrid plants – mechanical action by insect pollinators (or by manual ‘tripping’ of the flowers) increases yield by about a third (Drayner, 1959; Hanna & Lawes, 1967; Kendall & Smith, 1975; Free & Williams, 1976). Yield should thus be sensitive to a deficit of pollinator visits.

## Methods

### Survey methods

In February 2014, members of the public were invited to participate in the first season of the project, titled ‘Bees ‘n Beans’ and scheduled to commence in April 2014. Recruitment was primarily achieved via online social media (Twitter, websites and articles in the BBCT newsletters). Volunteers’ names, postal addresses, and email addresses were collected online using a poll, with a total of 551 initial participants. No further selection criteria were applied to the volunteers within the sign-up group, all valid addresses were included.

Project kits were posted to the participants in March 2014 (across seven consecutive working days), and contained 12 seeds of a dwarf variety of *V. faba* (‘The Sutton’, supplied by D.T. Brown Seeds, <http://www.dtbrownseeds.co.uk>), 1 m<sup>2</sup> of insect exclusion netting, 8 × 1.5 litres fold-down PVC pots, instructions, and recording sheets. Updates to the instructions, video recording showing the methodology, and ongoing communication with participants were provided by email. A help-line was provided by email and telephone to cover requests for assistance.

Participants were required to germinate all seeds in the pack and grow eight plants in the provided pots, using commercially available compost as the growing medium (not provided; purchased by participants). Soil quality and other environmental conditions were, therefore, standardised within sites, but not between them. Participants were asked to select four similar-sized plants as their experimental plants before flowering began. The treatments were randomly allocated to these plants, using an online random number generator to select which plant received which treatment (<http://www.random.org/>). One plant had pollinators excluded with the provided netting (the ‘netted’ plant), one plant would be cross-pollinated by hand every 2 days (the ‘hand-pollinated’ plant), and one plant was left to the actions of local pollinators (the ‘local-pollinated’ plant); the spare plant provided pollen for hand-pollination.

Hand-pollination was achieved by removing the anthers from flowers on the spare plant, opening the hand-pollinated plant flowers by pulling down gently on the lower petals, and applying the removed anthers across the stigma of the open flower. Removed anthers were used to pollinate three hand-pollinated flowers, and then discarded and replaced. Ten weeks after flowering started, volunteers counted and recorded the resulting pods and their weight, plus the number and weight of beans from each treatment. However, because of differences in volunteer access to sites, and participants needing to be away from home during the experiment, there was some variation in the precise timing. Electronic kitchen scales, correct to the nearest gram, were generally used to weigh the beans.

During the experiment, participants recorded information about the characteristics of the individual sites involved on the provided recording sheets (the categories are listed in Table 1). Participants were also asked to record any flower visitors seen during 15-min observation periods during flowering, and to note what proportion of flowers had suffered from robbing. This information was returned to the research group using an online questionnaire.

Participants were asked to inform the research group if their experiment failed and to provide information on why this had occurred. They were encouraged via email reminders to return the final results using the online recording sheet. They were also requested to complete an evaluation form at the end of the project, whether their harvest had been successful or not.

#### Site characteristics

ARC GIS was used to extract the 'private garden' polygons from an OS Mastermap Topographic layer, in 500-m circles centred around each site address (or postcode centre, if the address could not be geocoded). The area of gardens within each surrounding 500-m circle was included in the analysis, to examine if 'urban' areas with a different proportion of managed

garden spaces showed differences in the pollination provision within those sites.

#### Statistical analysis

Statistical analysis was carried out in SPSS 22 (Armonk, NY: IBM Corp.), using Generalised Linear Models (GLMs) to compare the yield measurements (number or weight of pods and beans) for each treatment, and by the other factors listed in Table 1. Weights of pods and beans were analysed with normal errors, while pod and bean numbers were over-dispersed counts and so were analysed with negative binomial errors with a log link. All factors listed in Table 1 were fitted to the initial model as main effects and relevant interaction terms, with model simplification via stepwise removal of non-significant factors (Dougherty & Shuker, 2014). Post hoc pairwise comparisons were obtained through the SPSS GLM interface, with dummy-coding of categorical explanatory variables performed automatically by the SPSS software.

#### Hand-pollination method comparison

The supplementary hand-pollination method used in the protocol requires cross-pollination from spare plants, in accordance with the methods used in agricultural field studies (Free, 1966; Garratt *et al.*, 2014). However, *V. faba* varieties vary in their level of self-compatibility (Drayner, 1959; Hanna & Lawes, 1967). The protocol used cross-pollination because we had not tested if there is a difference in yield produced by cross-pollination and mechanical tripping alone in this variety of *V. faba* ('The Sutton'). The crossing method is more complex and involves more physical handling of the flowers than tripping requires, so tripping may be more suitable for a citizen science protocol if it is equally effective.

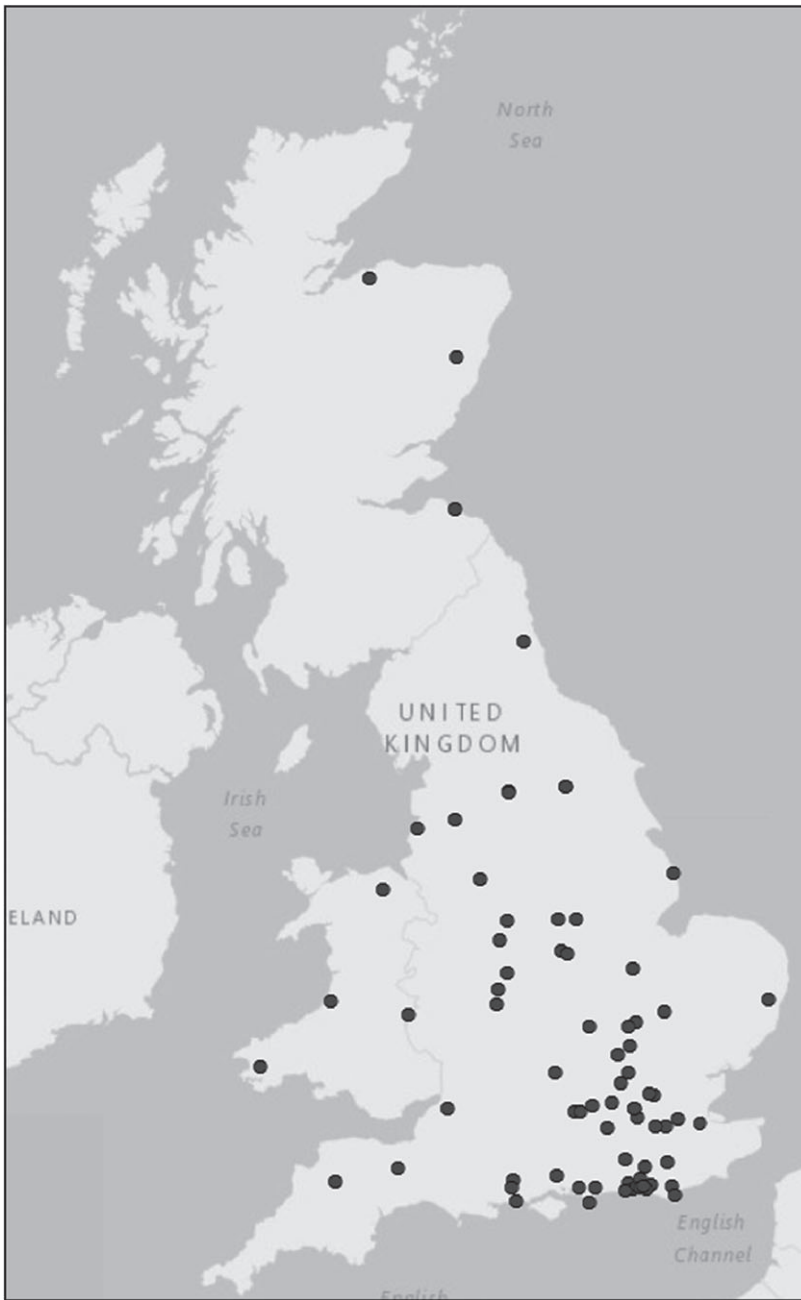
To enable comparison of hand-pollination methods, with the potential to simplify the protocol for citizen scientists in future years, a supplementary study was carried out. Seventy-five seeds were planted in 1.5-litre pots in a glasshouse at the University of Sussex. At 7 weeks, before flowering began, 50 plants were paired for growth form (same height and number of stems), and one of each pair assigned randomly to either the hand-pollination treatment (using cross-pollination, see Survey methods), or to a treatment where the flowers were 'tripped' only (opened and closed four times), with no cross-pollination. The remaining plants were kept under the same conditions as a source of pollen.

The test plants were randomly positioned in a pollinator-excluded greenhouse, created by covering all vents in the mesh fabric. Plants were kept well watered, hand-pollinated every 2 days and fed 25 ml of a domestic-use tomato feed ('J. Arthur Bower's – Ready To Use') twice a week. Flowering occurred approximately 6 weeks after planting and pods and beans were harvested after 10 weeks.

Statistical analysis was carried out in SPSS 22 (SPSS Inc.), using Generalised Linear Models (GLM) to compare the yield measurements (number or weight of pods and beans) between treatments. Weights of pods and beans were analysed with normal errors; pod numbers were analysed with Poisson errors

**Table 1.** Factors included in the Generalised Linear Models (GLMs) for *Vicia faba* yields from 'Bees 'n Beans' returns.

Factor/covariate	Measurement
Treatment category	Local pollinated/netted/hand-pollinated
Size of garden/allotment	In m <sup>2</sup>
Latitude	Latitude of site postcode
Location type	Garden: Individual Garden: Communal Allotment Other
Area of surrounding gardens	Area of gardens in the surrounding 500 m circle
Extra beans grown	Were additional broad beans grown on site? Yes; no flowering overlap Yes; flowering overlap No
Flowering versus harvest	Days between first flowering time, and date of harvest.



**Fig. 1.** Location of completed returns ( $n = 80$ ) from *Bees 'n Beans*.

with a log link, and bean numbers were analysed with negative binomial errors with a log link.

## Results

### *Completion rates and cost-effectiveness*

Of the original 551 participants, 80 participants successfully completed all parts of the experiment and returned a full data set; the statistical analysis was carried out on these 80 returns. A further 96 participants informed the research group that their

project had failed over the course of the experiment. While the majority of the data were from England, with a bias towards the south, the spread of successful participants encompassed Wales and Scotland as well (Fig. 1).

Most returns were from individual gardens (61/80), with 3 allotments, 2 communal gardens, 2 'other', and 11 non-responses. Gardens were generally small, with 48 sites (60%) under 200 m<sup>2</sup> in area. Sites were predominantly in urban/suburban areas: 24 sites had over 50% of the surrounding 500 m<sup>2</sup> classified as private gardens, 32 sites with 25–50% of surroundings as private gardens, and 22 sites with <25% of surroundings as private gardens.

The most common reported reasons for failure to return data were failed germination of the seeds or loss of plants to pests, or because the participants forgot to water them. Flower visitor observations and robbing counts proved to be difficult for participants to complete, with low visitor numbers, and difficulty identifying and keeping track of robbed flowers commonly reported; the poor response meant these results were, therefore, not included in this analysis.

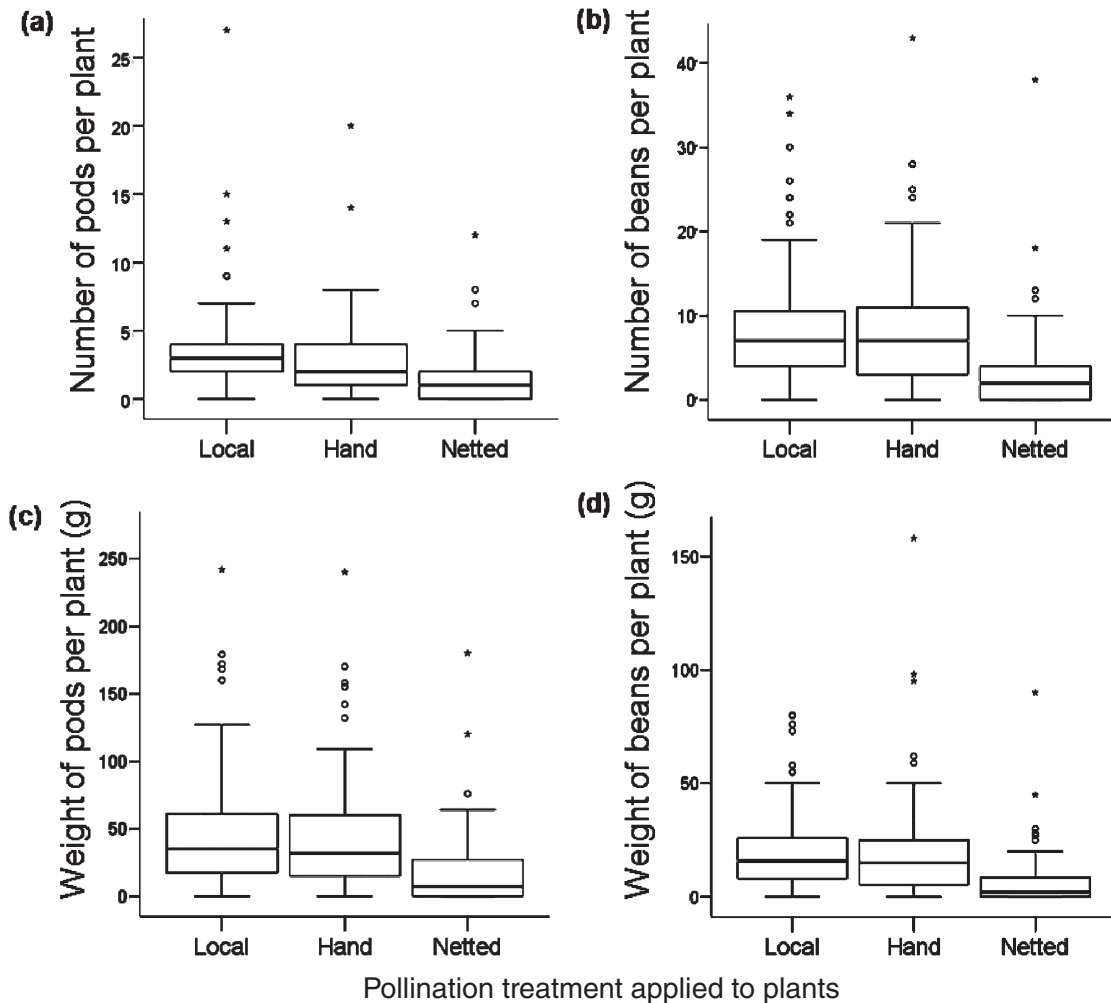
Excluding staff time, the project cost £2500 to run in 2013; with most of that cost taken up by printing (£431), postage (£500), the cost of the netting (£468), and membership of the SurveyMonkey website (£200) for online collection of responses. This equates to £31 per set of useable data.

#### Is there a pollination deficit?

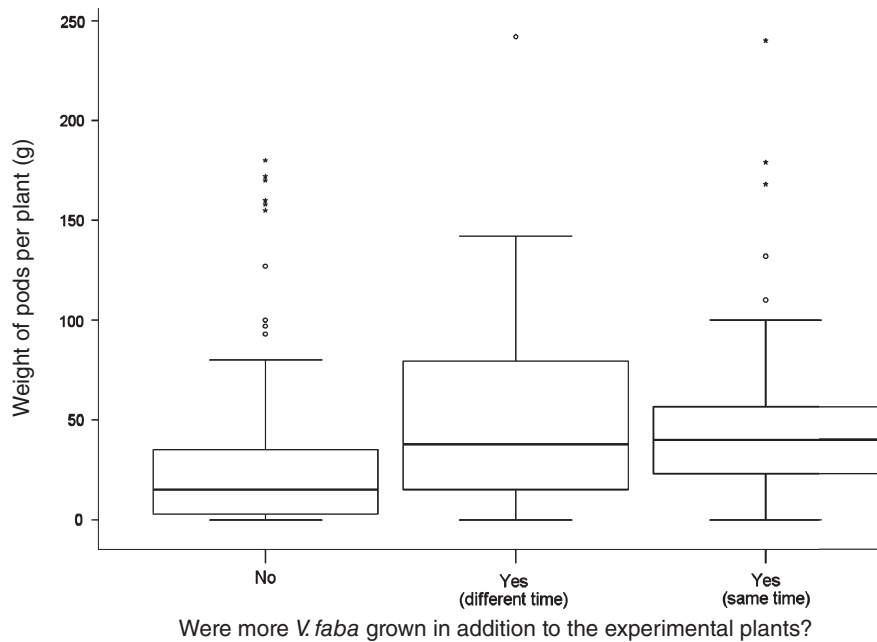
Analysis of results of the citizen science study showed that only the treatment applied (netted, local, or hand-pollinated)

was a significant factor influencing the total number of pods ( $\chi^2_2 = 26.8$ ,  $P < 0.001$ , Fig. 2a), number of beans ( $\chi^2_2 = 41.5$ ,  $P < 0.001$ , Fig. 2b), or the weight of beans ( $\chi^2_2 = 23.4$ ,  $P < 0.001$ , Fig. 2d) produced by the experimental plants. The total weight of pods produced by each experimental plants was significantly influenced by treatment ( $\chi^2_2 = 25.4$ ,  $P < 0.001$ , Fig. 2c), and tended to be higher at sites where the participant was growing additional *V. faba* ( $\chi^2_3 = 10.5$ ,  $P = 0.015$ ; Fig. 3).

Post-hoc pairwise comparison through the GLM interface, with local pollination dummy coded as the reference group, showed the same effect of treatment on all yield measures. Netted plants produced significantly fewer pods (Wald  $\chi^2_1 = 24.8$ ,  $P < 0.001$ ), fewer beans (Wald  $\chi^2_1 = 36.0$ ,  $P = 0.001$ ), a lower total weight of pods (Wald  $\chi^2_1 = 21.0$ ,  $P = 0.001$ ), and a lower total weight of beans (Wald  $\chi^2_1 = 18.4$ ,  $P = 0.001$ ) than the local pollinated plants. Hand-pollinated plants did not produce significantly different numbers of pods (Wald  $\chi^2_1 = 0.98$ ,  $P = 0.382$ );



**Fig. 2.** Number of pods (a), number of beans (b), weight of pods (c), and weight of beans (d) produced by experimental plants, compared across Treatment Categories. The difference between treatments was highly significant in all four cases ( $P < 0.001$ ) and post hoc tests revealed 'local' yields were significantly different from 'netted' but not from 'hand'.



**Fig. 3.** Weight (in grams) of pods produced by experimental plants, according to whether additional broad beans were grown at the same time at the same site, and whether flowering overlapped with the experimental plants.

numbers of beans (Wald  $\chi^2_1 = 0.634$ ,  $P = 0.426$ ); total weights of pods (Wald  $\chi^2_1 = 0.228$ ,  $P = 0.633$ ); or total weights of beans (Wald  $\chi^2_1 = 0.052$ ,  $P = 0.820$ ) compared with the local pollinated plants.

There was no difference between the average weight of the individual beans produced by the local pollinated plants and beans from either the netted plants (Wald  $\chi^2_1 = 0.089$ ,  $P = 0.765$ ) or the hand-pollinated plants (Wald  $\chi^2_1 = 0.029$ ,  $P = 0.864$ ). Individual beans were lighter from plants where the period between first flowering and harvest was longer (Wald  $\chi^2_1 = 4.01$ ,  $P = 0.045$ ).

#### Hand-pollination method comparison

Pods and beans were successfully harvested from the plants under both hand-pollination treatments (tripped or cross-pollinated). There was no significant difference found between any of the yield measurements comparing tripped plants with cross-pollinated plants (number of pods:  $\chi^2_1 = 0.005$ ,  $P = 0.942$ ; number of beans:  $\chi^2_1 = 0.006$ ,  $P = 0.938$ ; weight of pods:  $\chi^2_1 = 0.006$ ,  $P = 0.936$ ; weight of beans:  $\chi^2_1 = 0.035$ ,  $P = 0.851$ ).

## Discussion

The aim of our study was to test whether citizen science can be used to quantify pollination services at a national scale, and if any deficit in pollination can be detected in the U.K. Out of the initial 551 volunteers, 176 remained engaged with the project and communicated with the research group over

the course of the experiment (173/551 = 32% engagement). Although the rate of successful completion of the experiment was low (80/551 = 14.5%), we nonetheless obtained a large data set from across a large geographical area.

Long-tongued bumblebees such as *Bombus hortorum* (Linnaeus) are the most effective pollinators of *V. faba* flowers (Kendall & Smith, 1975), so if there were an inadequate population of these bees in an area then a pollination deficit in the beans should be observable. Overall, the results of our study suggest that pollination services for *V. faba* are currently not limiting in gardens or allotments in the U.K.; at least not in this particular year (2014) and when only small numbers of plants are grown. This suggests that the population of long-tongued bees in the experimental areas is sufficient for the provision of the pollination service there. This protocol cannot detect pollination surplus, only whether or not pollination is limiting, and so it cannot reveal how close we may be to a pollination deficit. Detailed observation of flower visitors, as undertaken by Garratt *et al.* (2014), might partly provide such data, but this study's methodology was not designed for this sort of observation, and there is a risk of losing volunteer engagement on additional tasks that require a large time investment. Continuation of data collection over multiple years would allow for trends to be tracked, and we would expect sporadic local deficits to precede broader national patterns.

The major significant factor affecting all measurements of bean yield was the treatment applied: excluding pollinators from access to the bean flowers resulted in significantly lower measures of yield than yields from plants which received pollination effort (either hand-pollinated, or provided by the local insects). That is the same pattern shown by Garratt *et al.* (2014) in agricultural field-manipulations of *V. faba*, and by

earlier work by Free in crop fields (Free, 1966). However, Free and Williams (1976) showed an improvement of yield with hand-pollination compared with local pollination, which neither our results nor those of Garratt *et al.* (2014) indicated. It is possible that pollination is not a limiting factor in garden sites; the sites are quite small, the plants were not densely clustered, and pollinator populations may be higher in urban areas compared with farmland (Owen, 1991; Goulson *et al.*, 2002, 2010; Osborne *et al.*, 2008; Ahrné *et al.*, 2009; Samnegård *et al.*, 2011).

The protocol is not able to differentiate between beans that have set as a result of cross-pollination or by tripping by insect visitors. Average weights of beans produced under each treatment are the same (with the only significant effect on individual bean weight being later harvest dates, when the beans would have started to dry out). It would be possible to identify cross-pollination compared with selfing using genetic analysis, or infer it by more detailed observation of the behaviour of flower visitors (similar to Garratt *et al.*, 2014), but both of these are expensive and labour-intensive, and unsuitable for a citizen science study on this scale.

The weight of pods was shown to be lower on those sites that were *not* also growing extra *V. faba* plants. Additional plants may attract more pollinators to the site, but as we found no evidence for pollinator limitation this seems unlikely to be the explanation, and this effect was seen when considering all plants in an experimental site, including the netted control. It seems more likely that participants who were already experienced at growing *V. faba*, and so had additional plants on site, were better at avoiding or compensating for horticultural problems that arose during the study. This raises the possibility that the gardening experience of the participants may have a direct effect on results. More experienced gardeners will be more aware of plant health and watering requirements in changing weather conditions which may then improve the weight of pods produced; however, this should apply equally across treatments, and so not mask differences between treatments.

#### *Improvements to study design*

As there was no difference in the resulting yield of beans (pods or seeds) shown between the methods of hand-pollination (tripping, or manual cross-pollinating) in this variety of *V. faba*, the protocol can be updated for future phases to use the 'tripping' method. This involves less handling of the flowers overall and does not need participants to take apart spare flowers for pollen; thus simplifying the experiment and reducing the number of plants needed.

Based on participant feedback, future phases of the project will be adjusted to reduce common problems encountered. Larger pots would reduce the risk of plants drying in hot weather or problems with watering, and provide additional stability. The variety of *V. faba* was appropriate. More detailed pest-control information will also be provided: in the project kits in addition to the other printed materials.

Targeting experienced gardeners may provide a better rate of return. Assessing the experience of gardeners by questionnaire,

or deliberately recruiting volunteers from a community of gardeners, may help to make plant care more consistent. Recruitment of volunteers via gardening web sites or magazines could be beneficial in this. In addition, given how rapid sign-up was achieved, it would be possible to do a second selection within the initial sign-ups to future phases to improve the spread of the geographical coverage and reduce the clustering around the South of England.

#### *Use of 'Bees 'n Beans' as a monitoring scheme*

This study has shown that it is possible to recruit volunteers to conduct a simple experiment to measure pollination services, using citizen science to gather data on geographical scales that would be vastly more costly to achieve with professional scientists (Dickinson *et al.*, 2010). With the release of the new National Pollinator Strategy in the U.K. (Defra, 2014), and the specific inclusion of an action to develop monitoring schemes for pollinators/pollination, this project is of particular potential importance.

The effectiveness of citizen science schemes at engaging a population of recorders on a large scale when established can be seen in the engagement success shown in the Great Sunflower Project (Oberhauser & LeBuhn, 2012), and the Urban Pollination Project (Potter & LeBuhn, 2015). The success of both projects in recruiting volunteers to participate illustrates the potential of such citizen science protocols to gather useful data.

Even with the relatively low rate of return of complete data sets from this first phase, the volume of data obtained for the cost expended is high (roughly £31.25 per successful return), and could be improved with more targeted recruitment, and some modification to the protocol. This does not include the staff time cost of handling, data curation, and analysis, as this was carried out as part of PhD research; if the study were to be continued beyond this, further methods for funding the project would have to be found. However, much of the existing set up can be re-used (the website, surveys, and instruction sheets), improving spend efficiency in subsequent years.

The approach could readily be extended to other plants dependent on different pollinator guilds, and with targeted recruitment of farmers or those living in rural areas it could be extended to assess rural pollination services. We, therefore, suggest that this protocol could form a basis for a large-scale, long-term, cost-effective monitoring scheme, addressing an urgent and well-recognized need for systematic data collection on pollination service provision.

#### **Acknowledgements**

We thank Leila Simpson for help with volunteer management, and assistance with plant growth and hand-pollination. Rob Fowler provided advice on statistical analysis. This work was supported by a 'Sparking Impact' award from BBSRC. Project design, data collection, analysis, and paper writing by L.J.B., with advice on all sections, editing and supervision by D.G.

## Supporting Information

Additional Supporting Information may be found in the online version of this article under the DOI reference: 10.1111/een.12227

**File S1.** Model outputs (from SPSS) for ‘Using Citizen Science to Monitor Pollination Services’.

**File S2.** Project recording form – Bees and Beans.

**File S3.** Bees and Beans – project instructions.

## References

- Ahrné, K., Bengtsson, J. & Elmqvist, T. (2009) Bumble bees (*Bombus* spp) along a gradient of increasing urbanization. *PLoS One*, **4**, e5574.
- Bateman, I.J., Harwood, A.R., Mace, G.M., Watson, R.T., Abson, D.J., Andrews, B. *et al.* (2013) Bringing ecosystem services into economic decision-making: land use in the United Kingdom. *Science*, **341**, 45–50.
- Costanza, R., Arge, R., d’Groot, R., de Farber, S., Grasso, M., Hannon, B. *et al.* (1997) The value of the world’s ecosystem services and natural capital. *Nature*, **387**, 253–260 (Published online: 15 May 1997).
- Cussans, J., Goulson, D., Sanderson, R., Goffe, L., Darvill, B. & Osborne, J.L. (2010) Two bee-pollinated plant species show higher seed production when grown in gardens compared to arable farmland. *PLoS One*, **5**, e11753.
- Davies, L., Kwiatkowski, L., Gaston, K.J., Beck, H., Brett, H., Batty, M. *et al.* (2011) *NEA Chapter 10: Urban*. The UK National Ecosystem Assessment Technical Report. UK National Ecosystem Assessment, UNEP-WCMC, Cambridge, U.K.
- Defra (2014) *National pollinator strategy: for bees and other pollinators in England – Publications - GOV.UK* [WWW document]. URL <https://www.gov.uk/government/publications/national-pollinator-strategy-for-bees-and-other-pollinators-in-england> [accessed on 19 November 2014].
- Dickinson, J.L., Zuckerman, B. & Bonter, D.N. (2010) Citizen science as an ecological research tool: challenges and benefits. *Annual Review of Ecology, Evolution, and Systematics*, **41**, 149–172.
- Dicks, L.V., Abrahams, A., Atkinson, J., Biesmeijer, J., Bourn, N., Brown, C. *et al.* (2013) Identifying key knowledge needs for evidence-based conservation of wild insect pollinators: a collaborative cross-sectoral exercise. *Insect Conservation and Diversity*, **6**, 435–446.
- Dougherty, L.R. & Shuker, D.M. (2014) Precopulatory sexual selection in the seed bug *Lygaeus equestris*: a comparison of choice and no-choice paradigms. *Animal Behaviour*, **89**, 207–214.
- Drayner, J.M. (1959) Self- and cross-fertility in field beans (*Vicia faba* Linn.). *The Journal of Agricultural Science*, **53**, 387–403.
- Free, J.B. (1966) The pollination requirements of broad beans and field beans (*Vicia faba*). *The Journal of Agricultural Science*, **66**, 395–397.
- Free, J.B. & Williams, I.H. (1976) Pollination as a factor limiting the yield of field beans (*Vicia faba* L.). *The Journal of Agricultural Science*, **87**, 395–399.
- Gallai, N., Salles, J.-M., Settele, J. & Vaissière, B.E. (2009) Economic valuation of the vulnerability of world agriculture confronted with pollinator decline. *Ecological Economics*, **68**, 810–821.
- Garratt, M.P.D., Coston, D.J., Truslove, C.L., Lappage, M.G., Polce, C., Dean, R. *et al.* (2014) The identity of crop pollinators helps target conservation for improved ecosystem services. *Biological Conservation*, **169**, 128–135.
- Ghazoul, J. (2005) Buzziness as usual? Questioning the global pollination crisis. *Trends in Ecology & Evolution*, **20**, 367–373.
- Goulson, D., Hughes, W., Derwent, L. & Stout, J. (2002) Colony growth of the bumblebee, *Bombus terrestris*, in improved and conventional agricultural and suburban habitats. *Oecologia*, **130**, 267–273.
- Goulson, D., Lepais, O., O’Connor, S., Osborne, J.L., Sanderson, R.A., Cussans, J. *et al.* (2010) Effects of land use at a landscape scale on bumblebee nest density and survival. *Journal of Applied Ecology*, **47**, 1207–1215.
- Haines-Young, R. & Potschin, M. (2010) The links between biodiversity, ecosystem services and human well-being. *Ecosystem Ecology: A New Synthesis* (ed. by D. G. Raffaelli & C. L. J. Frid), Ecological Reviews, pp. 110–139. Cambridge, U.K.: Cambridge University Press.
- Hanna, A.S. & Lawes, D.A. (1967) Studies on pollination and fertilization in the field bean (*Vicia faba* L.). *Annals of Applied Biology*, **59**, 289–295.
- Jauker, F. & Wolters, V. (2008) Hover flies are efficient pollinators of oilseed rape. *Oecologia*, **156**, 819–823.
- Kendall, D.A. & Smith, B.D. (1975) The pollinating efficiency of honeybee and bumblebee visits to field bean flowers (*Vicia faba* L.). *Journal of Applied Ecology*, **12**, 709–717.
- Klein, A.-M., Vaissière, B.E., Cane, J.H., Steffan-Dewenter, I., Cunningham, S.A., Kremen, C. *et al.* (2007) Importance of pollinators in changing landscapes for world crops. *Proceedings of the Royal Society of London Series B: Biological Sciences*, **274**, 303–313.
- Kremen, C., Williams, N.M., Aizen, M.A., Gemmill-Herren, B., LeBuhn, G., Minckley, R. *et al.* (2007) Pollination and other ecosystem services produced by mobile organisms: a conceptual framework for the effects of land-use change. *Ecology Letters*, **10**, 299–314.
- Kremen, C., Ullman, K.S. & Thorp, R.W. (2011) Evaluating the quality of citizen-scientist data on pollinator communities. *Conservation Biology*, **25**, 607–617.
- Mackechnie, C., Maskell, L., Norton, L. & Roy, D. (2011) The role of “Big Society” in monitoring the state of the natural environment. *Journal of Environmental Monitoring*, **13**, 2687.
- Oberhauser, K. & LeBuhn, G. (2012) Insects and plants: engaging undergraduates in authentic research through citizen science. *Frontiers in Ecology and the Environment*, **10**, 318–320.
- Osborne, J.L., Martin, A.P., Shortall, C.R., Todd, A.D., Goulson, D., Knight, M.E. *et al.* (2008) Quantifying and comparing bumblebee nest densities in gardens and countryside habitats. *Journal of Applied Ecology*, **45**, 784–792.
- Owen, J. (1991) *The Ecology of a Garden. The First Fifteen Years*. Cambridge University Press, Cambridge, U.K.
- Potter, A. & LeBuhn, G. (2015) Pollination service to urban agriculture in San Francisco, CA. *Urban Ecosystems*, 1–9. DOI: 10.1007/s11252-015-0435-y.
- Roy, H.E., Pocock, M.J.O., Preston, C.D., Roy, D.B., Savage, J., Tweddle, J.C. *et al.* (2012) *Understanding citizen science and environmental monitoring: final report on behalf of UK Environmental Observation Framework* [WWW document]. URL <http://www.ukeof.org.uk/documents/understanding-citizen-science.pdf> [accessed on 26 November 2014].
- Samnegård, U., Persson, A.S. & Smith, H.G. (2011) Gardens benefit bees and enhance pollination in intensively managed farmland. *Biological Conservation*, **144**, 2602–2606.
- Schmeller, D.S., Henry, P.-Y., Julliard, R., Gruber, B., Clobert, J., Dziock, F. *et al.* (2009) Advantages of volunteer-based biodiversity monitoring in Europe. *Conservation Biology*, **23**, 307–316.



- Silvertown, J. (2009) A new dawn for citizen science. *Trends in Ecology & Evolution*, **24**, 467–471.
- Smith, P., Ashmore, M., Black, H., Burgess, P., Evans, C., Hails, R. *et al.* (2011) *NEA Chapter 14: Regulating Services*. UNEP-WCMC, Cambridge, U.K..
- Steffan-Dewenter, I., Potts, S.G. & Packer, L. (2005) Pollinator diversity and crop pollination services are at risk. *Trends in Ecology & Evolution*, **20**, 651–652; author reply 652–653.
- Vanbergen, A.J., Heard, M.S., Breeze, T.D., Potts, S.G. & Hanley, N. (2014) *Status and value of pollinators and pollination services – A report for the Department for Environment, Food and Rural Affairs*, No. Defra Contract number: PH0514.
- Westphal, C., Bommarco, R., Carré, G., Lamborn, E., Morison, N., Petanidou, T. *et al.* (2008) Measuring bee diversity in different european habitats and biogeographical regions. *Ecological Monographs*, **78**, 653–671.
- WHO (2014) *Global Health Observatory Data Repository*. WHO, [WWW document]. URL [http://www.who.int/gho/urban\\_health/situation\\_trends/urban\\_population\\_growth\\_text/en/](http://www.who.int/gho/urban_health/situation_trends/urban_population_growth_text/en/) [accessed on 19 November 2014].
- Winfree, R., Gross, B.J. & Kremen, C. (2011) Valuing pollination services to agriculture. *Ecological Economics*, **71**, 80–88.

Accepted 7 May 2015

First published online 1 July 2015