

Wuensche
Lesser




The Global Dynamics of
Cellular Automata



The Global Dynamics of Cellular Automata

An Atlas of Basin of Attraction Fields of One-Dimensional Cellular Automata


Andrew Wuensche
Mike Lesser

 Diskette Included



ABOUT THE SANTA FE INSTITUTE

The Santa Fe Institute (SFI) is a multi-disciplinary graduate research and teaching institution formed to nurture research on complex systems and their simpler elements. A private, independent institution, SFI was founded in 1984. Its primary concern is to focus the tools of traditional scientific disciplines and emerging new computer resources on the problems and opportunities that are involved in the multidisciplinary study of complex systems—those fundamental processes that shape almost every aspect of human life. Understanding complex systems is critical to realizing the full potential of science, and may be expected to yield enormous intellectual and practical benefits.



I

SANTA FE
INSTITUTE

 Diskette Included



ADDISON
WESLEY

55740

ABOUT THE AUTHORS

ANDREW WUENSCHÉ was born in Warsaw, Poland in 1943. He studied physics briefly at the University of Geneva before switching to architecture. He has pursued an active career as an architect since graduating in 1968 from the Architectural Association School of Architecture in London. Several years ago he embarked on an independent research project into cellular automata, culminating in this book. He is currently working on disordered CA networks as brain-like models. He is based in London, and is a Member of the Santa Fe Institute.

MIKE LESSER was born in London in 1943. He became friends with Andrew Wuensche in 1956. His background is in industrial automation, robotics, and the organization of engineering research. Some years ago he joined the staff of IERC, Cranfield Institute of Technology, where he has subsequently worked on the dynamics of evolution.

The Global Dynamics of Cellular Automata introduces a powerful new global perspective for the study of discrete dynamical systems. After first looking at the unique trajectory of a system's future, an algorithm is also presented that directly computes the multiple merging trajectories that may have constituted the system's past. A given set of cellular automaton parameters will, in a sense, crystallize state space into a set of basins of attraction that will typically have the topology of branching trees rooted on attractor cycles. *The Global Dynamics of Cellular Automata* makes accessible the explicit portraits of these mathematical objects through computer-generated graphics. The atlas presents a complete class of such objects, and is intended, with the accompanying software, as an aid to navigation into the vast reaches of rule behavior space.

The Global Dynamics of Cellular Automata will appeal to students and researchers interested in cellular automata theory, complex systems, dynamical systems, computational theory, artificial life, neural networks, and aspects of genetics. The book contains work previously unpublished in scientific journals that may have profound significance in many areas of the sciences of complexity.



The accompanying diskette includes programs for drawing basin of attraction fields and space-time patterns. The software requires an 80286 (or higher) IBM® PC or compatible computer (math co-processor recommended) with 640K of memory, VGA graphics, and DOS 2.0 or higher.



ADDISON-WESLEY PUBLISHING COMPANY

Jacket design by Hannus Design Associates

Jacket art was generated by Andrew Wuensche and Mike Lesser using the software included with this book.



The Global Dynamics of Cellular Automata

AN ATLAS OF BASIN OF ATTRACTION FIELDS OF
ONE-DIMENSIONAL CELLULAR AUTOMATA

Andrew Wuensche

*Santa Fe Institute
Santa Fe, New Mexico, U.S.A.*

Mike Lesser

*International Ecotechnology Research Centre
Cranfield Institute of Technology
Bedford, MK43 0AL, United Kingdom*

Reference Volume I

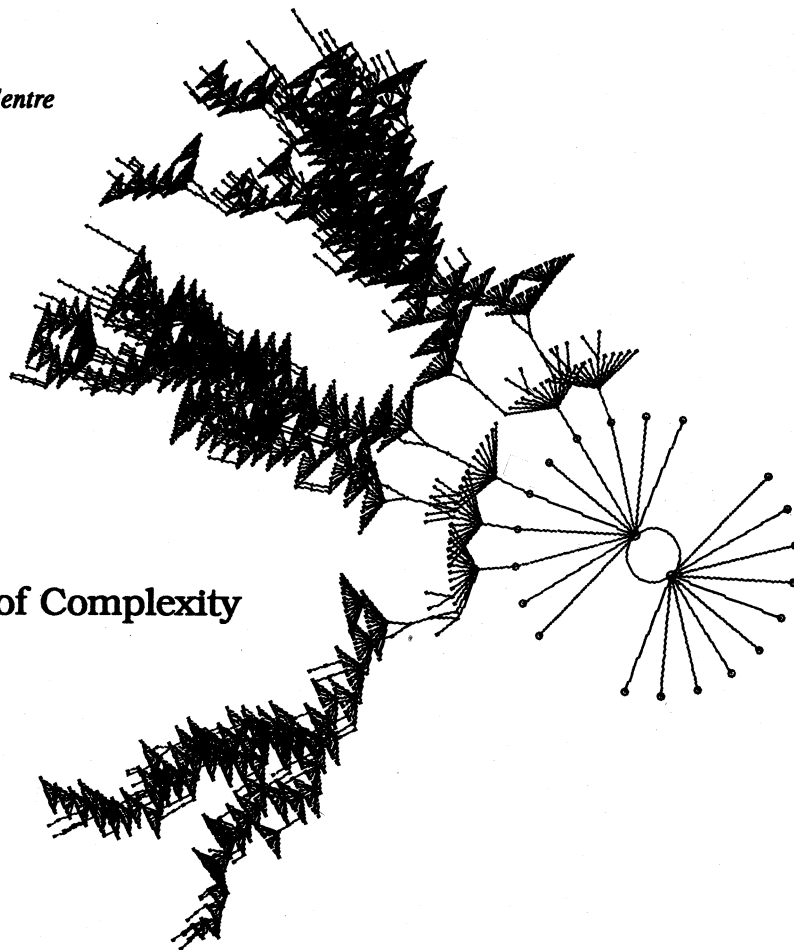
Santa Fe Institute
Studies in the Sciences of Complexity

(The original publisher)



ADDISON-WESLEY PUBLISHING COMPANY
The Advanced Book Program

Reading, Massachusetts Menlo Park, California New York
Don Mills, Ontario Wokingham, England Amsterdam Bonn
Sydney Singapore Tokyo Madrid San Juan
Paris Seoul Milan Mexico City Taipei



(from the first edition - for information only)

Publisher: *David Miller*

Production Manager: *Michael Cirone*

Director of Publications, Santa Fe Institute: *Ronda K. Butler-Villa*

Publications Assistant, Santa Fe Institute: *Della L. Ulibarri*

The front cover shows a basin of attraction consisting of 8580 global states (about 26% of state space) converging onto an attractor cycle with period 120. The system parameters are $n = 5$, rule 54461424, $L = 15$, seed singleton.

The title page shows a basin of attraction which may be seen in the context of its basin of attraction field on page 203. The system parameters are $n = 5$, code 53, $L = 15$, seed singleton.

These and all similar graphics are examples of screen or printer output from the software included with the book.

Library of Congress Cataloging-in-Publication Data

Wuensche, Andrew.

The global dynamics of cellular automata : an atlas of basin of attraction fields of one-dimensional cellular automata / Andrew Wuensche, Mike Lesser.

p. cm. — (Santa Fe Institute studies in the sciences of complexity. Reference volumes ; v. 1)

Includes bibliographical references (p.) and index.

ISBN 0-201-55740-1

1. Cellular automata. 2. State-space methods. 3. Differentiable dynamical systems. I. Lesser, Mike. II. Title. III. Series.

QA267.5.C45W83 1992 511.3 — dc20 92-17543

This volume was typeset using $\text{T}_{\text{E}}\text{X}$ tures on a Macintosh II computer. Camera-ready output from a NEC Silentwriter 2 printer.

Copyright © 1992 by Addison-Wesley Publishing Company, The Advanced Book Program, Jacob Way, Reading, MA 01867.

All rights reserved. No part of this publication may be reproduced, stored in a retrieval system, or transmitted in any form or by any means, electronic, mechanical, photocopying, recording, or otherwise, without the prior written permission of the publisher. Printed in the United States of America. Published simultaneously in Canada.

Jacket design by Hannus Design Associates


1 2 3 4 5 6 7 8 9-AL-95949392

First printing, July 1992

About the Santa Fe Institute

The *Santa Fe Institute* (SFI) is a multidisciplinary graduate research and teaching institution formed to nurture research on complex systems and their simpler elements. A private, independent institution, SFI was founded in 1984. Its primary concern is to focus the tools of traditional scientific disciplines and emerging new computer resources on the problems and opportunities that are involved in the multidisciplinary study of complex systems—those fundamental processes that shape almost every aspect of human life. Understanding complex systems is critical to realizing the full potential of science, and may be expected to yield enormous intellectual and practical benefits.

All titles from the *Santa Fe Institute Studies in the Sciences of Complexity* series will carry the SFI logo; this imprint is based on a Mimbres pottery design (circa A.D. 950–1150) and was drawn by Betsy Jones.



**Santa Fe Institute Editorial Board
June 1991**

Dr. L. M. Simmons, Jr., *Chair*
Vice President, Academic Affairs, Santa Fe Institute

Professor Kenneth J. Arrow
Department of Economics, Stanford University

Professor W. Brian Arthur
Dean & Virginia Morrison Professor of Population Studies and Economics, Food Research Institute,
Stanford University

Professor Michele Boldrin
MEDS, Northwestern University

Dr. David K. Campbell
Director, Center for Nonlinear Studies, Los Alamos National Laboratory

Dr. George A. Cowan
Visiting Researcher, Santa Fe Institute and Senior Fellow Emeritus, Los Alamos National Laboratory

Professor Marcus W. Feldman
Director, Institute for Population & Resource Studies, Stanford University

Professor Murray Gell-Mann
Division of Physics & Astronomy, California Institute of Technology

Professor John H. Holland
Division of Computer Science & Engineering, University of Michigan

Dr. Bela Julesz
Head, Visual Perception Research, AT& T Bell Laboratories

Professor Stuart Kauffman
School of Medicine, University of Pennsylvania

Dr. Edward A. Knapp
President, Santa Fe Institute

Professor Harold Morowitz, University Professor, George Mason University

Dr. Alan S. Perelson
Theoretical Division, Los Alamos National Laboratory

Professor David Pines
Department of Physics, University of Illinois

Professor Harry L. Swinney
Department of Physics, University of Texas

Santa Fe Institute Studies in the Sciences of Complexity

PROCEEDINGS VOLUMES

Volume	Editor	Title
I	David Pines	Emerging Syntheses in Science, 1987
II	Alan S. Perelson	Theoretical Immunology, Part One, 1988
III	Alan S. Perelson	Theoretical Immunology, Part Two, 1988
IV	Gary D. Doolen et al.	Lattice Gas Methods for Partial Differential Equations, 1989
V	Philip W. Anderson, Kenneth J. Arrow, & David Pines	The Economy as an Evolving Complex System, 1988
VI	Christopher G. Langton	Artificial Life: Proceedings of an Interdisciplinary Workshop on the Synthesis and Simulation of Living Systems, 1988
VII	George I. Bell & Thomas G. Marr	Computers and DNA, 1989
VIII	Wojciech H. Zurek	Complexity, Entropy, and the Physics of Information, 1990
IX	Alan S. Perelson & Stuart A. Kauffman	Molecular Evolution on Rugged Landscapes: Proteins, RNA and the Immune System, 1990
X	Christopher G. Langton et al.	Artificial Life II: Proceedings of the Second Interdisciplinary Workshop on the Synthesis and Simulation of Living Systems, 1991
XI	John A. Hawkins & Murray Gell-Mann	Evolution of Human Languages, 1992

LECTURES VOLUMES

Volume	Editor	Title
I	Daniel L. Stein	Lectures in the Sciences of Complexity, 1989
II	Erica Jen	1989 Lectures in Complex Systems, 1990
III	Daniel L. Stein & Lynn Nadel	1990 Lectures in Complex Systems, 1991

LECTURE NOTES VOLUMES

Volume	Author	Title
I	John Hertz, Anders Krogh, & Richard G. Palmer	Introduction to the Theory of Neural Computation, 1990
II	Gérard Weisbuch	Complex Systems Dynamics, 1990

REFERENCE VOLUMES

Volume	Author	Title
I	Andrew Wuensche & Mike Lesser	The Global Dynamics of Cellular Automata: An Atlas of Basin of Attraction Fields of One-Dimensional Cellular Automata, 1992

To my wife Stephanie, and my daughters Silole and Alice.

— Andrew Wuensche

To the memory of the achievements and the tragic end
of Alan Turing.

— Mike Lesser

Foreword

There are a wide variety of methods for representing the behavior of dynamical systems. Perhaps the most familiar representation method is the traditional time-series plot, in which some observable variable of the system (e.g., angular position) is plotted on the vertical axis, with time progressing to the right on the horizontal axis.

Such time-series plots trace the behavior of a system through time from a specific initial state. Thus, such plots represent the behavior of a system “localized” to a particular initial state, and are referred to as “local” representations of behavior. In order to get a feeling for the “global” behavior of a system, behavior independent of any particular initial state, one can collect an ensemble of such time-series plots, each rooted at a different initial state, and superimpose them together in the same plot. For certain systems, such ensembles of local representations can, in fact, lead to useful insights into the global dynamics of the system.

However, the “state-space” representation, introduced by Poincaré, provides a much clearer portrait of the global behavior of dynamical systems. In a state-space representation, the ensemble of all possible time series is captured in the notion of a vector-field on the state space: the “field of flow” imposed on the space of states by a particular dynamical rule. A great deal of insight can be gained into the behavior of dynamical systems by understanding specific behaviors in terms of the topological properties of their associated trajectories in state space.

Although much of the work in the state-space analysis of dynamical systems has been carried out in the context of continuous state spaces, many of the concepts and methods carry over to discrete state spaces. In a discrete state space, the flow field can be seen to be a graph, in which the states are the nodes and the “flow” is captured by the edges linking the nodes. Just as one may have fixed points, limit cycles, and chaotic attractors in continuous flow fields, one may have fixed points, cycles, and infinite chains in graphs (in the latter case, of course, the state space must be infinite). Concepts such as the degree of spreading of a local patch of the flow field in continuous state spaces have their analogs in the degree of convergence—or “in-degree”—of a node in the flow graph in discrete state spaces.

The study of Cellular Automata (CA) has proven to be a particularly rewarding vehicle for gaining insights into the behaviors and peculiarities of discrete dynamical systems. However, a good deal of the previous analysis of CA has been carried out via the equivalent of time-series perspective, in which various properties of the space-time diagrams of the evolution of CA’s from specific initial states are investigated.

This Atlas presents a comprehensive overview and analysis of CA from the state-space perspective. Although explicitly treating CA, many of the observations and results derived here depend only on properties of the flow graphs themselves, and consequently should be equally valid when applied to the flow graphs for other discrete dynamical systems.

xiv **Foreword**

This Atlas, together with the associated program for generating and analyzing flow graphs, should prove to be an invaluable tool for pursuing, in the context of discrete dynamical systems, the kinds of insights that can only be obtained from a global perspective.

Christopher Langton

Santa Fe, New Mexico
November 21, 1991

Preface

The study of the dynamical behavior of cellular automata (CA) has become a significant area of experimental mathematics in recent years. CA provide a mathematically rigorous framework for a class of discrete dynamical systems that allow complex, unpredictable behaviour to emerge from the deterministic local interactions of many simple components acting in parallel.

Such *emergent* behavior in complex systems, relying on *distributed* rather than centralised control, has become the accepted paradigm in the attempt to understand biology in terms of physics (and vice versa?), encompassing such great enigmas as the phenomena of life and the functioning of the brain. Rather than confronting these questions head on, an alternative strategy is to pose the more modest question: how does emergent behaviour arise in CA, one of the simplest examples of a complex system.

In this book we examine CA behaviour in the context of the global dynamics of the system, not only the unique trajectory of the system's future, but also the multiple merging trajectories that could have constituted the system's past.

In a CA, discrete values assigned to an array of sites change synchronously in discrete steps over time by the application of simple local rules. *Information structures*, consisting of propagating ensembles of values, may *emerge* within the array, and interact with each other and with other less active state configurations. Such emergent behaviour has led to the notion of *computation emerging spontaneously* close to what may be a *phase transition* in CA rule space. Emergent behaviour in 2-D CA has given rise to the new field of *artificial life*.

In the simpler case of 1-D CA, a trace through time may be made which completely describes the CA's evolution from a given initial configuration. This is portrayed as rows of successive *global states* of the array, the *space-time pattern*. Space-time patterns represent a deterministic sequence of global states evolving along one particular path within a *basin of attraction*, familiar from continuous dynamical systems. In a finite array, the path inevitably leads to a state cycle. Other sequences of global states typically exist leading to the same state cycle. The set of all possible paths make up the basin of attraction. CA basins of attraction are thus composed of global states linked according to their evolutionary relationship, and will typically have a topology of branching trees rooted on attractor cycles.

Other separate basins of attraction typically exist within the set of all possible array configurations (*state space*). A CA will, in a sense, crystallise state space into a set of basins of attraction, known as the *basin of attraction field*. The basin of attraction field is a mathematical object which, if represented as a graph, is an explicit global portrait of a CA's entire repertoire of behaviour. It includes all possible space-time patterns.

The study of basin of attraction fields as a function of CA rule systems, and how the topology of the fields unfold for increasing array size, may lead to insights into CA behaviour, and thus to emergent behaviour in general. This book shows CA basin of attraction fields as computer graphics diagrams, so that these objects may be as easily accessible as space-time patterns in experimental mathematics.

Construction of basin of attraction fields poses the problem of finding the complete set of alternative global states that could have preceded a given global state, referred to as its *pre-images*. Solving this problem is recognised as

being very difficult, other than by the explicit testing of the entire state space. Explicit testing becomes impractical in terms of computer time as the array size increases beyond modest values. Consequently, access to these objects has been limited.

This book introduces a *reverse algorithm* that directly computes the pre-images of a global state, resulting in an average computational performance that is many orders of magnitude faster than explicit testing. Two computer programs using the algorithm are described (and enclosed), to draw either basin of attraction fields or space-time patterns, for all 1-D, binary, *5-neighbour* CA rules, with *periodic boundary conditions*, and for the subsets of these rules, the *3-neighbour* rules, and the *5-neighbor totalistic* rules.

An atlas is presented (Appendix 2) showing the basin of attraction fields of all *3-neighbour* rules and all *5-neighbour* totalistic rules, produced using the program, for a range of array lengths. The atlas may be used as an aid to navigation in exploring the global dynamics of the 2^{32} rules in 5-neighbour rule space.

The book is divided into two parts. The first part (Chapters 1 through 4) gives the theoretical background and some implications of basin of attraction fields. The second part consists of appendices including the atlas and computer-program operating instructions.

Chapter 1 is an overview of the contents of the book.

Chapter 2 describes how CA global dynamics are represented by basin of attraction fields.

Chapter 3 looks in detail at CA architecture and rule systems, and the corresponding global dynamics. It is shown that *ordered architecture* and *periodic boundary conditions* impose restrictions on CA evolution in that *rotational symmetry* (and *bilateral symmetry* for *symmetrical rules*) are conserved. The rule numbering system and *equivalence classes* are reviewed. *Symmetry categories*, *rule clusters*, *limited pre-image rules*, and the *reverse algorithm* are introduced. The *Z parameter*, which reflects the *degree of preimaging*, or the convergence of dynamical flow in state space, is introduced.

Chapter 4 looks briefly at some implications of the above on current perceptions of the structure of *rule space*. The *Z* parameter is suggested as the mechanism underlying the *λ parameter*. A relationship between the *Z* parameter, basin field topology, and rule behaviour classes, based on the atlas, is proposed.

The idea of the rule table as *genotype* and the basin of attraction field as *phenotype* is examined. *Mutating* the rule table is found to result in *mutant* basin field topologies. Examples of sets of mutants are presented in Appendix 3.

We hope that the atlas of basin of attraction fields, and the program for exploring further into rule space, will provide new opportunities for CA research.

Acknowledgments

We are grateful to Grant Warrell for his suggestion (see page 55).

We are grateful to Bernardo Huberman for encouragement at a very early stage of the research.

We are grateful to Crayton Walker, Erica Jen, Wentian Li, and Mats Nordahl for discussions and comments.

Special thanks are extended to Chris Langton for discussions and suggestions, for his critical editing of the manuscript, and for supporting and promoting the project.

Thanks to Stuart Kauffman and Peter Allen for their invaluable encouragement and support.

Many thanks to Mike Simmons and to all the staff at the Santa Fe Institute for making us welcome, and for providing space and equipment on our visits to the institute.

We would like to especially thank Ronda Butler-Villa and Della Ulibarri for transforming a difficult manuscript into the present volume.

Table of Contents

	Foreword by Christopher Langton	xiii
	Preface	xv
ONE	Overview	1
TWO	Cellular Automata and the Basin of Attraction Field	5
	2.1 Cellular Automata	5
	2.2 The Basin of Attraction Field	8
THREE	The Transition Function and Global Dynamics	15
	3.1 General CA Parameters	15
	3.2 Rotation Symmetry	16
	3.3 Rule Clusters	18
	3.4 Limited Pre-image Rules	27
	3.5 The Reverse Algorithm	33
	3.6 The Z Parameter	39
FOUR	Implications of Basin of Attraction Fields	49
	4.1 Basin Field Topology and Rule Space	49
	4.2 Mutation	55
	4.3 Conclusion	58
APPENDIX 1	The Atlas Program	61
APPENDIX 2	Atlas of Basin of Attraction Fields	81
APPENDIX 3	Mutants	225
APPENDIX 4	The Rule-Space Matrix, $n=3$ Rules	235
	References	243
	Index	245

Overview

CHAPTER ONE: Overview

Outlines what appears in this volume.

CHAPTER TWO: Cellular Automata and the Basin of Attraction Field

2.1 Cellular Automata

Briefly reviews CA architecture, space-time patterns, and CA dynamics.

2.2 Basin of Attraction Fields

Describes how CA global dynamics may be represented by the basin of attraction field. Shows how state transition graphs and basin of attraction fields are constructed and depicted, given a *reverse algorithm* for directly computing *pre-images*. A program that draws basin of attraction fields, providing immediate access to these objects, is introduced. The scope of the program and Atlas are described. The significance of basin of attraction fields is briefly discussed.

CHAPTER THREE: The Transition Function and Global Dynamics

Looks in detail at the relationship between the structure of the CA transition function and the corresponding CA global dynamics.

3.1 General CA Parameters

Reviews general rule parameters for 1-D CA, and narrows them down to a system with a *local rule* and *wiring diagram*, and periodic boundary conditions.

3.2 Rotation Symmetry

Shows that such rules have the property that *rotation symmetry* cannot decrease, and must remain constant inside the attractor cycle. This restriction of behaviour explains the sensitivity of the basin field topology to the number theoretic properties of the array size, apparent from the atlas.

3.3 Rule Clusters

Reviews the rule numbering system^{33,34,42} and *equivalence classes*^{28,29,42} and introduces the concept of rule *symmetry categories* and *rule clusters*.⁴² It is shown that symmetric rules conserve *bilateral symmetry*.

3.4 Limited Pre-image Rules

Introduces the *limited pre-image rules*, which are a subset of rules with a special *rule table* structure, whereby the number of pre-images to any global state has a fixed upper limit irrespective of array size.⁴² The rule table structure of the limited pre-image rules provides the basis for the reverse algorithm.

3.5 The Reverse Algorithm

Explains the detailed implementation of the reverse algorithm, starting with the limited pre-image rules, and extending to all 1-D local rules in general.

3.6 The Z Parameter

Introduces a parameter Z , that reflects the *degree of pre-imaging* typical of a given rule, according to the distribution of values in the rule table. The Z parameter measures the probability that the *next cell* in a *partial pre-image* that is being computed by the reverse algorithm, has a unique value.

CHAPTER FOUR: Implications of Basin of Attraction Fields

Looks briefly at some implications of basin of attraction fields.

4.1 Basin Field Topology and Rule Space

Discusses the implications of basin fields on the current perception of the structure of CA rule space. The degree of pre-imaging is suggested as a determinant of basin field topology, and thus of rule behaviour classes. The Z parameter is suggested as the mechanism underlying Langton's λ parameter.^{16,17}

4.2 Mutation

Looks at the effect of mutating the rule table by a small Hamming distance. It is shown that this generally results in related basin structure. Mating rules by combining 1/2 of the rule table of two related rules to create an offspring rule is also investigated. Examples of sets of mutants are shown in Appendix 4.

4.3 Conclusion

APPENDICES

Appendix 1: The Atlas Program—Operating Instructions

Contains the operation instructions (and graphic conventions) for two programs, *Atlas1* and *Space1*, for drawing either basin of attraction fields, or space-time patterns.

Atlas1 draws either the entire basin of attraction field or just a single basin, for any rule in the set of 5-neighbour rules, for a range of array length, L . This includes the 5-neighbour *totalistic codes*³⁴ and the 3-neighbour rules, also called *elementary* rules.^{33,39} The basin field version of the program draws a graphic image of all rotation inequivalent basins in state space, up to $L = 18$. A single basin may be drawn up to $L = 31$, from any seed state that forms part of the basin. Selected data may be optionally printed as basin fields are drawn. The colour plates presented elsewhere in this volume are examples of screen output.

Space1 draws space-time patterns in various graphic formats for an array length L , up to $L = 640$.

The program on diskette is enclosed inside the back cover.

Appendix 2: Atlas of Basin of Attraction Fields

The Atlas consists of two parts.

Part 1 presents the basin fields for all 88 *equivalence classes* of the 3-neighbour rules for $L = 1$ to 15.

Part 2 presents the basin fields for all 36 equivalence classes of the 5-neighbour totalistic codes for $L = 3$ to 16.

There is an index to rules and codes at the beginning of each section. *Complementary* rules and codes are shown on facing pages. Selected data is also presented concerning each basin field. The key to a typical Atlas page layout is shown at the start of Appendix 2.

Appendix 3: Mutants

A 5-neighbour rule table has 32 mutations separated from it by one bit. Sets of mutant basins of attraction, and entire fields, derived from the source rule and its 32 one-bit mutants are illustrated. Sets of mutants that diverge progressively from the source rule are also illustrated.

Appendix 4: The Rule-Space Matrix

Describes a *rule-space matrix* for the 3-neighbour (elementary) rules. Manipulations of the matrix simulate equivalence and cluster transformations described in Section 3.3.

Cellular Automata and the Basin of Attraction Field

2.1 Cellular Automata

A cellular automaton (CA) is a discrete dynamical system which evolves by the iteration of a simple deterministic rule; as in any dynamical system, the system's variables change as a function of their current values.

An alternative approach is to view a CA as a parallel processing computer³⁴ where the data is considered to be the initial CA configuration.

Yet a third approach is that a CA is a "logical universe...with its own local physics."¹⁶ Such a CA universe, in spite of its mathematically simple construction, seems to be capable of supporting complex emergent behaviour.

2.1.1 CA Architecture

A CA is constructed as follows: Time is discrete and progresses in steps. A D -dimensional, potentially infinite space is partitioned into discrete "cells" (the CA array or lattice) according to a given geometry. Boundary conditions may be set to define a finite space. Each cell has one attribute (the cell's value) from a limited range of attributes, which may be labelled by an integer. The pattern of values across the whole array is the CA global state at a given time.

Any pattern may be set as an initial condition at time t_0 . Each cell of the array simultaneously has its value updated to evolve a new global state at time t_1 . The new value of any given cell (the target cell) at t_1 is a function of the values and locations of a set of cells (the neighbourhood) at t_0 , typically situated locally in relation to the target cell (see Fig. 2.1). The neighbourhood may be defined by a neighbourhood template or wiring diagram. The CA evolves through a succession of global states (its *trajectory*) by the iteration of this global updating procedure (the *transition function*). Provided that the transition function is constant and the system is closed to noise (the updating is error free), then the evolution of the CA from its initial global state is uniquely determined.

Two types of CA may be distinguished, both deterministic: The more general case may be described as having varying degrees of *disordered* architecture (non-local²¹), where the wiring diagram and/or function at each cell may differ, for example Walker's networks of Boolean functions²⁷⁻³² and Kauffman's random Boolean networks.^{14,15}

CA with *ordered* architecture are a special case, where the wiring diagram and function are the same over the entire array. In addition, the ordered wiring may be confined to a *local neighbourhood*, an uninterrupted zone of cells typically centred on the target cell. CA of this type will be referred to as having *local architecture*, for example, the architecture of Wolfram's "elementary rules."³³⁻⁴⁰ This paper is relevant to deterministic CA in general, however it deals mainly with the simplest possible local CA architecture.

Von Neumann first proposed CA to model self-reproduction.^{3,26} His relatively complicated CA architectures were local and two-dimensional with 29 cell values. The tendency since then has been to find simpler architecture that could nonetheless support complex emergent behaviour. For example Conways' "game of life"² is a 2-D local

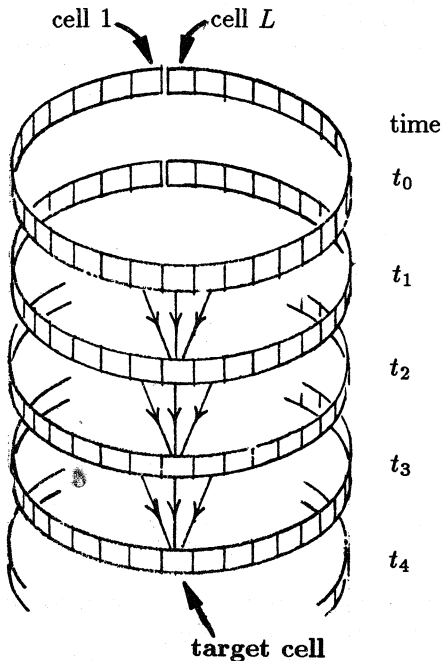


FIGURE 2.1 1-D, local binary CA with periodic boundary conditions, neighbourhood 3 (elementary rules), array length L .

CA with an orthogonal toroidal array, a 9-cell neighbourhood (the target cell and its eight nearest neighbours), and two cell values (binary value range).

2.1.2 Local 1-D Binary CA with Periodic Boundary Conditions

The simplest local CA architecture that we will investigate comprises a 1-D array of a small number of cells, a binary value range and a small local neighbourhood. The array is arranged in a circle; such a circular array is said to have *periodic boundary conditions*. Evolution of the CA may be represented as a sequence of global states on a cylinder, summed up by Fig. 2.1.

2.1.3 Space-Time Patterns

If the cylinder is split between cells 1 and L , and flattened out, it can be represented in 2-D as a space-time pattern, with space running across and time running down. (The space-time pattern of a 2-D CA could be represented in 3-D, for example²⁴). Figure 2.2 shows examples of space-time patterns for various 1-D, local, binary, 5-neighbour rules. The rule numbers are indicated (see chapter 3, section 3.3.9).

Space-time patterns, which represent CA trajectories from given initial global states, have been the focus of statistical analysis and classification, and have been extensively illustrated in the literature, for instance.^{17,18,33,34,39} Given the same CA architecture, different rules produce characteristic space-time patterns. For a given rule, patterns from different random initial global states are clearly recognisable as being similar by the human observer. Space-time patterns, in very broad terms, are said to display behaviour that is either static, periodic, complex (with interacting emergent structures), or chaotic.^{17,34} CA rule classification schemes have been made on the basis of such space-time pattern phenomenology.




FIGURE 2.2 1-D, binary, local CA space-time patterns for 5-neighbour rules, with periodic boundary conditions. Array size 150, 420 time-steps from a random initial state. Rule numbers are (a) 3112581872; (b) 2334561936; and (c) 3583552890.

2.1.4 CA Dynamics

State space (also called *phase space*) is the set of all possible CA global states. In a finite CA, state space is finite; thus, any trajectory must eventually encounter a repeat of a global state that occurred at an earlier time. Because the system is deterministic, the trajectory will become trapped in this repeating sequence of states, a *cyclic attractor*, with a specific period of 1 or more.

States are either part of the attractor or belong to a *transient*, a sequence of states leading to the attractor. If transients exist, there must be states at their extremities (*garden-of-Eden states*), unreachable by evolution from any other state. The set of all possible transients leading to an attractor, plus the attractor itself, is the *basin of*

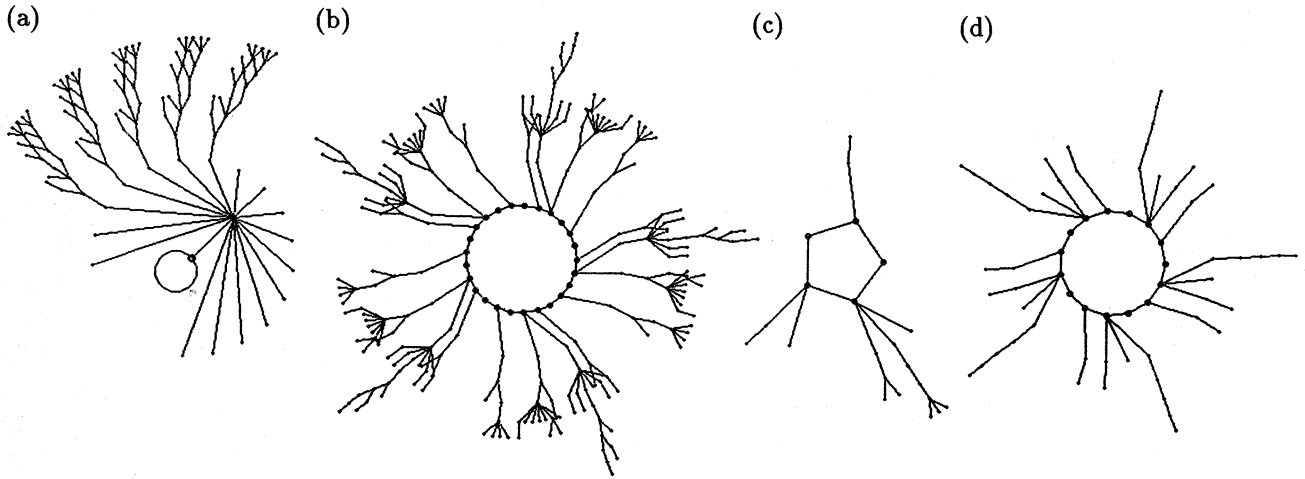


FIGURE 2.3 A basin of attraction field, local 3-neighbour rule 193, $L = 10$. The number of basins of each type is (a) 1, (b) 2, (c) 10, and (d) 2.

attraction of that attractor. State space is populated by one or more basins of attraction. These basins of attraction constitute the dynamical flow imposed on state space by the CA transition function.

A portrait of this global behaviour is the *basin of attraction field*, a discrete analogue of the familiar basin of attraction field found in the phase space of a continuous dynamical system, known as the system's *phase portrait*.

2.2 The Basin of Attraction Field

The *basin (of attraction) field* of a finite CA is the set of *basins of attraction* into which all possible states and trajectories will be organised by the cellular automaton transition function. The topology, or structure, of a single basin of attraction may be described by a diagram, the *state transition graph*. The set of graphs making up the field specifies the global behaviour of the system. Various other names have been used: state transition fragment,³⁹ contraction map,⁷ topology of behaviour space,²⁹ and network of attraction.⁴²

The notion of basin fields was proposed by Walker,²⁷ and examples^[1] have been given by Martin et al.,²² Pitsianis et al.,²⁵ Wolfram,^{39,40} Feldberg and Rasmussen,⁵ and by the authors⁴² in an earlier edition of this atlas.

An example of a basin of attraction field is shown in Fig. 2.3 for the local, binary, 3-neighbour rule 193 (see chapter 3, section 3.3). The array length, L , equals 10, so that state space consists of $2^{10} = 1024$ global states. The CA transition function connects these states into a set of basins, the basin (of attraction) field. In this case there are four different types of basins in the field, some of which occur more than once. The number of each type is indicated.

2.2.1 The State Transition Graph

A state transition graph links up all the states belonging to a single basin of attraction according to their specific evolutionary location; this will typically have a topology of *trees rooted on attractor cycles*.²² Global states are represented by *nodes* which are linked by *directed arcs*. Each node will have zero or more incoming arcs from nodes at the previous time step (*pre-images*), but because the system is deterministic, exactly one outgoing arc

[1] Martin et al.²² have shown fields for rules 90 and 18. Pitsianis et al.²⁵ have shown fields for rule 90, with "null" boundary conditions. Wolfram has presented a table of sample basins for the 3-neighbour ($n = 3$) rules,³⁹ and the field for rule 30.⁴⁰ Feldberg and Rasmussen⁵ have shown the field for the $n = 3$ rules for $L = 12$. In an earlier paper,⁴² the authors produced an atlas of the fields for the $n = 3$ rules, and for totalistic codes 20 and 52.

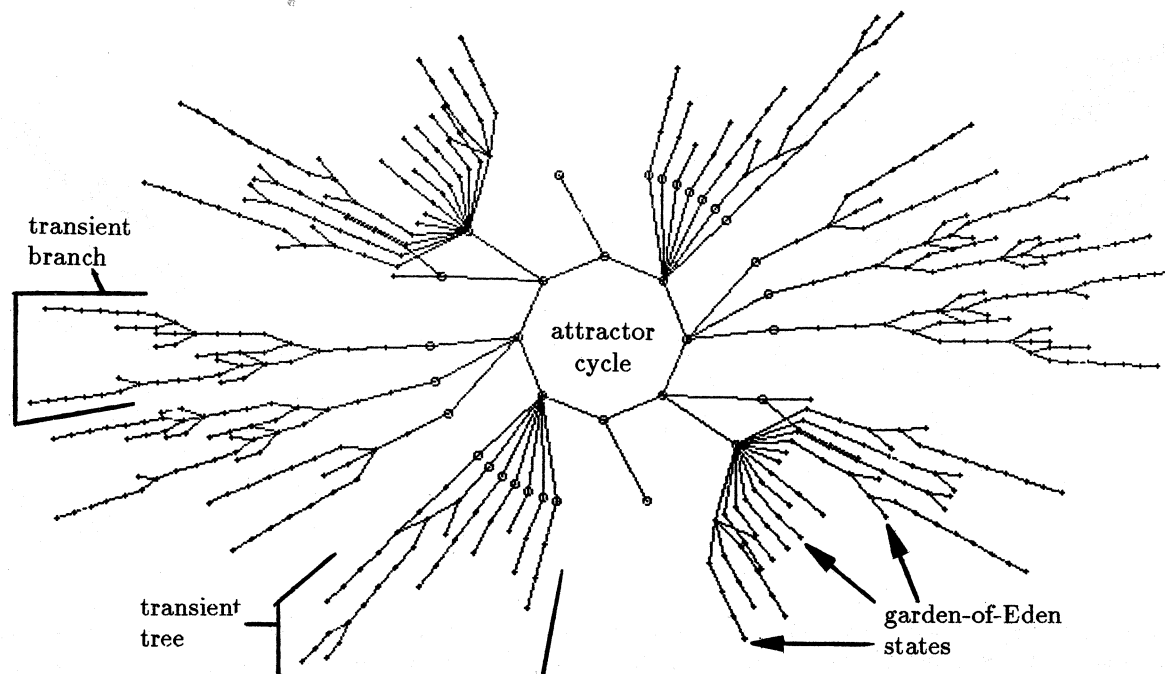


FIGURE 2.4 A state transition graph—basin of attraction (5-neighbour totalistic code 10, $L = 16$). Evolution proceeds inwards from garden-of-Eden states to the attractor, then clockwise. The graphic conventions are set out in Appendix 1.

(“out degree”) to a single node (the *successor state*), at the next time step. Nodes with no incoming arcs represent garden-of-Eden states. The number of incoming arcs is referred to as the *degree of pre-imaging* (“in degree”).

For a given set of CA parameters, state space will, in a sense, crystallise into a set of one or more basins of attraction. The basin of attraction field is the set of state transition graphs representing all the basins in state space.

The make-up of a typical basin of attraction is illustrated by the state transition graph shown in Fig. 2.4 (it is part of the basin field shown in Fig. 2.6). In our graphic convention (see Appendix 2), the length of transition arcs decreases with distance away from the attractor, and the diameter of the graphic representation of the attractor asymptotically approaches an upper limit with increasing period, so that attractor cycles are drawn with approximately the same diameter irrespective of the number of nodes in the attractor. The forward direction of transitions is inwards from garden-of-Eden states to the attractor, which is the only closed loop in the basin, and then clockwise around the attractor cycle.

Typically, the vast majority of nodes in a basin field, or a single basin of attraction, lie on *transient trees* outside the attractor cycle. A transient tree is the set of all paths from garden-of-Eden nodes leading to one node on the attractor cycle (an *attractor node*). A branch of the transient tree is termed a *transient branch*, and is the set of all paths from garden-of-Eden nodes leading to a state within a transient tree. A *transient* is one particular path from an arbitrary node in the transient tree leading to the attractor node. In all cases the attractor node itself is excluded from the definition.

2.2.2 Constructing the State Transition Graph

In our method of determining the topology of a single basin of attraction containing a particular global state, the attractor cycle is first isolated, then the topology of each transient tree is specified. This information is used to draw the state transition graph following a graphic convention described in detail in Appendix 1.

To isolate the attractor cycle, the CA is allowed to evolve forward in time from the selected initial state (the *seed*) until a repeat state is encountered. The number of steps to achieve this is the *disclosure length* (transient +

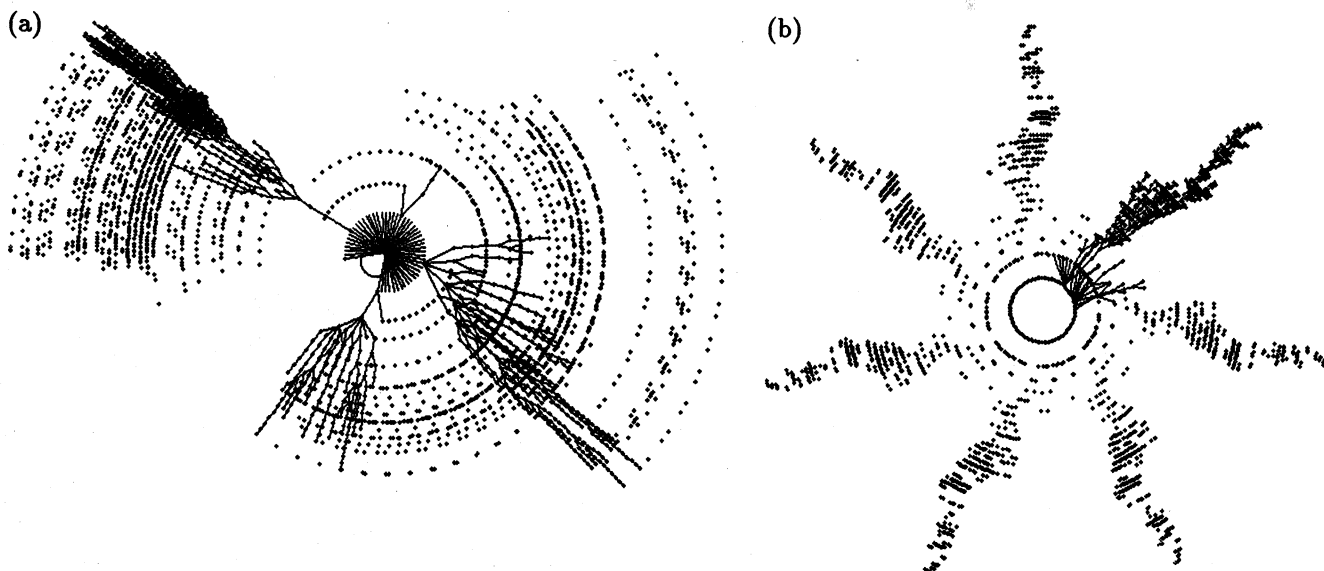


FIGURE 2.5 Examples of basins with (a) a *point attractor* (period 1, that cycles to itself), with suppressed equivalent transient branches [5-neighbour totalistic code 20, $L=14$, seed all 0s], and (b) a *cyclic attractor* (period 91), with suppressed equivalent transient trees [3-neighbour rule 193, $L=14$, singleton seed].

cycle period).²⁹ The sequence of states from the state that was repeated specifies the central attractor cycle of the basin.

The period of the attractor is generally between 1 and some simple multiple of L , the array length, but may diverge exponentially with L for *limited pre-image rules* (see chapter 3, section 3.4). The attractor period cannot, however, exceed $2^L - M$, where M is the number of states in state space made up of repeating segments on the circular array (see chapter 3, section 3.2).

Once the attractor cycle is known, it is drawn as a circle of nodes, evolving clockwise. To construct transient trees it is necessary to have a method of computing the complete set of pre-images of any node, in other words, to evolve the CA backwards in time. Given that such a *reverse algorithm* is available, the pre-images of an attractor state are computed, but the pre-image lying on the attractor cycle itself is deliberately excluded to prevent endlessly tracing pre-images "backwards" around the attractor cycle.

The reverse algorithm is reapplied repeatedly, to the pre-images of pre-images, until all the *garden-of-Eden states*,^{12,14,22,23} those without pre-images, are reached. In this way the full description and topology of a *transient tree* is specified. The transient tree, if any, feeding into each state on the attractor cycle is derived in turn.

The construction of transient trees and branches is simplified by taking advantage of *shift invariance*.⁴⁰ There are global states that differ only by a rotation of the circular array. Such *rotation equivalent* states must have equivalent pre-images, rotated by the same amount, and must occupy equivalent positions in the same or an equivalent basin.

If the pre-images to a given state have been computed, the pre-images of its rotation equivalents are known, and by extension so is the entire transient tree (or transient branch), which does not need to be re-computed. If rotation equivalent states belong to separate basins, the basins will be equivalent, so only one example needs to be constructed.

Figure 2.5(a) shows a basin with equivalent transient branches from a point attractor (where all transients belong to a single transient tree). Figure 2.5(b) shows a basin with equivalent transient trees from an attractor cycle. In both cases only one example of a set of equivalent transient trees or branches has been drawn, and the remainder have been suppressed (apart from the point-attractor pre-images in Fig. 2.5(a)). Garden-of-Eden nodes, however, have been retained to indicate the footprints of the suppressed transients.

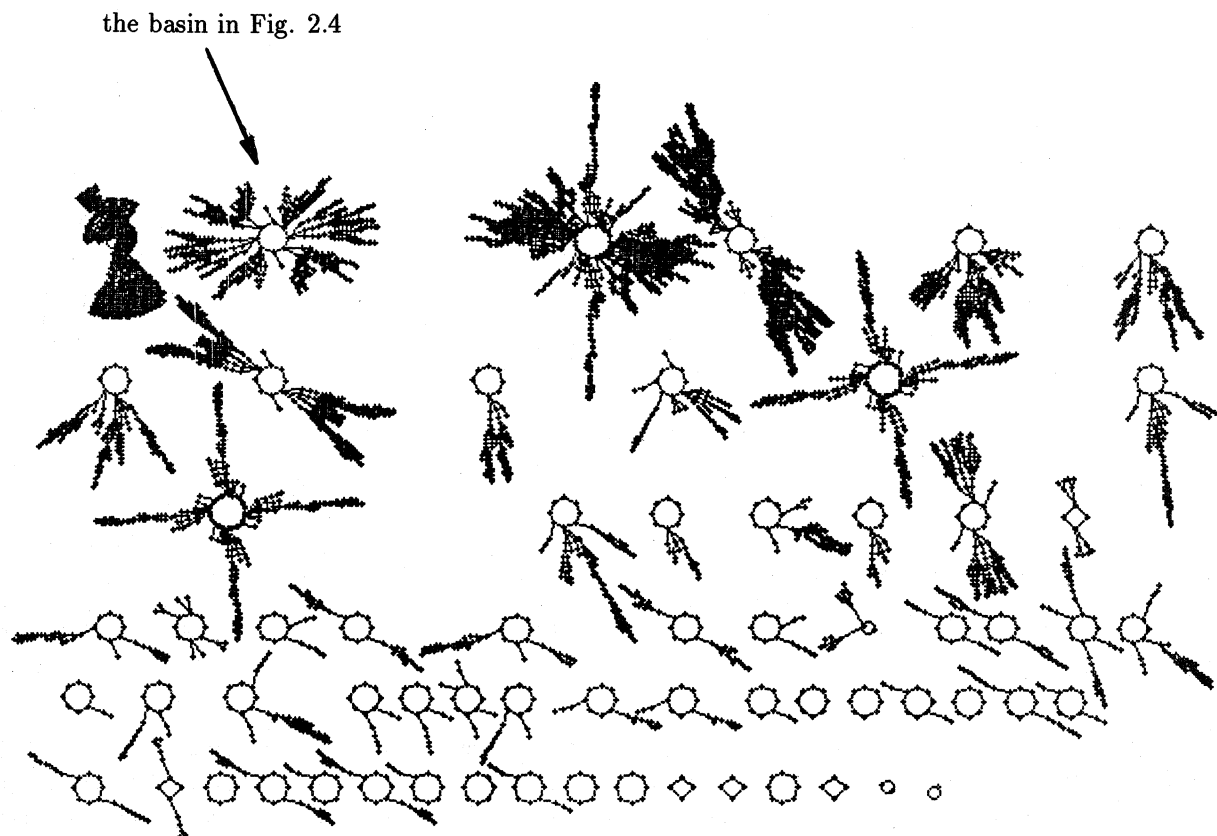


FIGURE 2.6 The basin of attraction field of the 5-neighbour totalistic code 10, $L = 16$.

2.2.3 Constructing the Basin of Attraction Field

In our method of determining the set of basins that make up the basin of attraction field, states that have not been assigned to basins are used to seed new basins until no unassigned states remain.

Figure 2.6 illustrates the basin field of the 5-neighbour rule with totalistic code 10 (see chapter 3, section 3.3), for array length 16. There are 2^{16} global states that are organised by the rule into a basin field consisting of 769 separate basins, in 64 distinct rotation equivalent sets of basins. Only one example of each rotation equivalent set of basins is shown, as they have an identical topology. The basin indicated (one of a set of eight) is illustrated at a larger scale in Fig. 2.4.

In our graphic convention, global CA states in the state transition graph are normally represented as nodes of decreasing size with distance from the attractor. However, the actual binary state of the node, or its decimal equivalent, may be displayed at the node position. (The resolution is subject to the scale of the diagram; see Appendix 1). This allows the explicit global behaviour of CA to be fully described. Figure 2.7 illustrates a basin field with numbered nodes.

2.2.4 Pre-images

The discrete and finite nature of CA allow their basin of attraction fields to be depicted by a diagram that may, in principle, be totally explicit. However, the difficulty in computing the required pre-images for constructing basin of attraction fields has prevented easy access to these objects.

As described above, the basin field can be constructed if the pre-images to each state in state space are known. This information can be derived in general by exhaustive testing; to find the pre-images of a global state S_1 , the

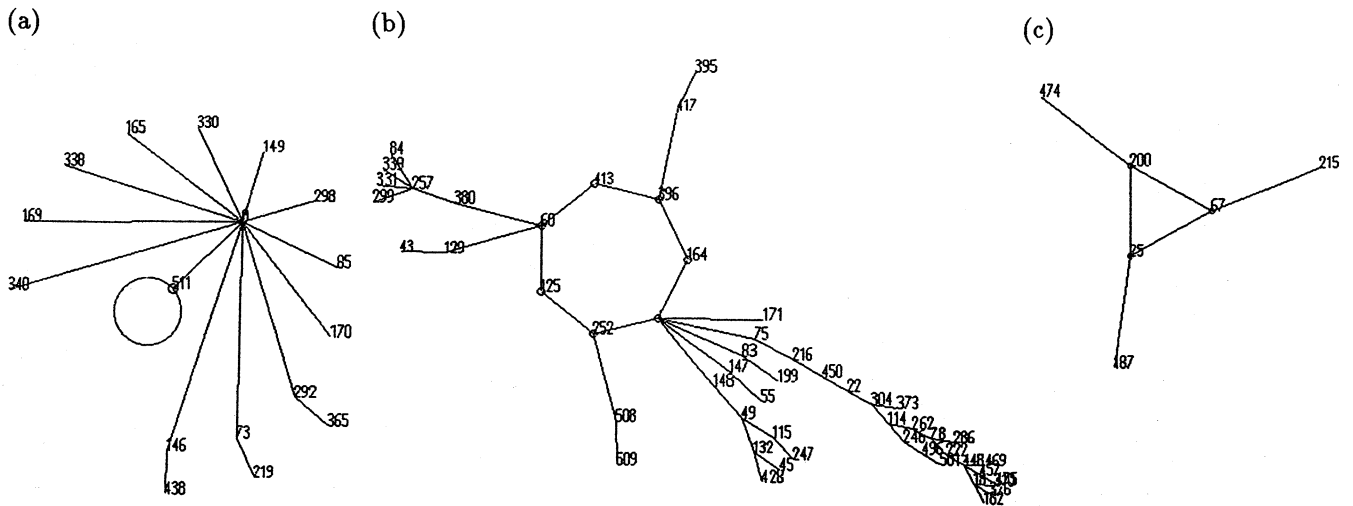


FIGURE 2.7 A basin field with numbered nodes representing the decimal equivalents of the CA binary global states. 3-neighbour rule 193, $L = 9$. The number of basins of each type is (a) 1, (b) 9, and (c) 3. Note that each of the set of basins of a particular type will consist of *rotation equivalent* states, and will have differently numbered nodes accordingly.

CA is evolved one step forward in time from all possible unallocated states. A one-step evolution that results in S_1 provides a pre-image of S_1 . However, the number of states to be tested in a binary CA is equal to 2^L , where L is the array length. The corresponding exponential increase in the time required to compute pre-images for successively larger arrays rapidly makes their computation impractical.

Exhaustive testing has in general been the only method available for computing pre-images, thus effectively preventing a systematic view of basin fields. In Chapter 3 a computational shortcut, the *reverse algorithm*, is presented, which allows the pre-images of a CA state to be computed directly, with an average computational performance that is many orders of magnitude faster than explicit testing. This enables real-time computer generation of basin fields, thus providing a new opportunity for CA research.

2.2.5 The Program

A computer program that draws basin of attraction fields, or just a single basin, using the reverse algorithm, providing immediate access to these objects, is included with this book, together with a program that draws space-time patterns.

The programs work for any rule in the set of 1-D, binary, 5-neighbour rules. This includes the *totalistic codes*³⁴ and the 3-neighbour rules, also known as *elementary* rules.^{33,39} The program operating instructions and the graphic conventions are described in detail in Appendix 1.

Space-time patterns are generated in various graphic formats for an array length L , up to $L = 640$. Space-time patterns can also be run "backwards," generating binary strings representing the pre-images of successive global states. Provided that the number of pre-images to a given state is within the limits of the computer system, this may be done for an array length up to $L = 80$.

The basin field version of the program draws a graphic image in real time of all rotation inequivalent basins in state space, for a selected range of L up to 18, together with relevant data. A single basin may be drawn up to $L = 31$, from any seed state that forms part of the basin. Alternatively, a fragment of a graph may be drawn representing only the transient branch leading to a given state. Selected data on each basin and on the basin field may be printed.

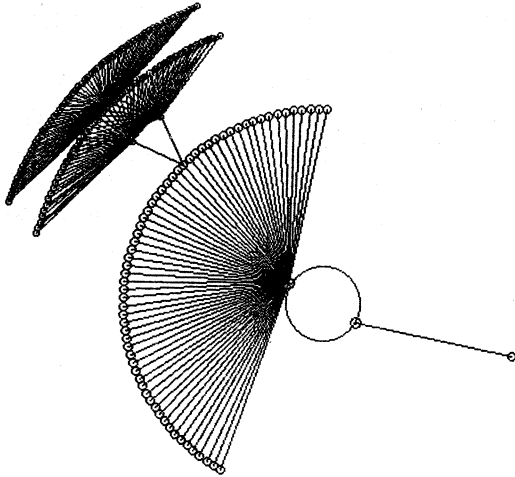


FIGURE 2.8 Example of a basin of the 3-neighbour rule 126, $L = 31$. The seed state is a single 0 followed by six copies of the string 01111.

2.2.6 The Atlas

The program has been used to produce an *atlas* of basin of attraction fields over a range of array lengths, presented in Appendix 2. The Atlas consists of two parts. Part 1 presents all 3-neighbour (elementary) rules. Part 2 presents all 5-neighbour totalistic codes. Selected data is also presented on each basin and basin field. There is an index to rules and codes at the beginning of each part.

A CA rule belongs to a set of up to four *equivalent* rules, the *equivalence class*, that differ only in that they have *negative* and/or *mirror image* space-time patterns, but which have identical basin field topology. Thus, only one rule representing each equivalence class is presented in the Atlas. Pairs of equivalence classes relate in that their rules have *complementary* rule tables, forming a *rule cluster*. The representative rules in the Atlas are presented according to their rule cluster, with complementary equivalence classes shown on facing pages (the relationships between rules are explained in detail in chapter 3, section 3.5)

The 3-neighbour rule clusters belong to one of three *symmetry categories*—*symmetric*, *semi-asymmetric*, and *fully asymmetric*—and are accordingly presented in three sections. The basin fields for the 88 *equivalence classes* of the 3-neighbour rules are shown for $L = 1$ to 15.

The 36 equivalence classes of the 5-neighbour totalistic codes (which belong only to symmetric clusters) are shown for $L = 3$ to 16.

The atlas may be used as an aid to navigation in exploring the basin field structure of any of the 2^{32} rules in 5-neighbour rule space, by mutating the rule table away from the subsets of rules with known basin fields, and moving into unknown territory.

2.2.7 Significance of Basin of Attraction Fields

The ability to represent basin of attraction fields may be significant in a number of areas such as CA theory, complex systems, dynamical systems, computational theory, artificial life, neural networks, and aspects of genetics.

Basin field topology represents a second order of complexity of CA behaviour, where the first order may be said to be the space-time patterns of particular trajectories. Easy access to a systematic presentation of basin fields, for a synoptic, qualitative, as well as explicit view of global behaviour, may provide insights into the dynamical theory of CA, and the structure of CA rule space. It may provide a useful analogue to the global behaviour of CA with more complex architecture, and dynamical systems in general.

The separate basins in a basin of attraction field classify state space. Attractors have been regarded as “memories,”^{13,14,15} with implications for the mechanism underlying neural networks.

Basin fields may be of interest in genetics because mutations of the CA *rule table* by a small Hamming distance typically result in altered but related basin structures. Analogies have been made between a CA rule table and a DNA sequence.²⁰ Kauffman and others study CA with non-local architecture as models in biology and genetics.^{14,15}

Attractors have been interpreted as "cell types" in ontogeny. Evolution is said to occur in an optimal "fitness landscape" by mutation and selection of the CA "genotype" resulting in adapted dynamics or "phenotype."

A possible approach to basin of attraction fields is to see them as artificial morphologies, analogous to the "biomorphs" proposed by Dawkins.⁴ Their explicit morphological form (including the global CA state at each node) is determined by the genetic code, the rule table; a mutation of the rule table results in a mutant morphology. In addition, the genetic code is implicit in the morphology because the rule table can be reconstructed from space-time patterns; this suggests possibilities for reproduction. Such a genotype-phenotype approach to CA may suggest applications in artificial life.

The Transition Function and Global Dynamics

3.1 General CA Parameters

In general, a cellular automaton is an array evolving by the iteration of a constant nonlinear function that independently determines the new value of each cell in the array according to the values of a predetermined subset of preceding cells. The array is restricted to one dimension and the definition is narrowed in stages. Fig. 3.1 illustrates a general space-time view of a CA adapted from the system proposed by Ashby.¹

The cells of a finite array of size L , are restricted to k values (the *value range*), labelled for convenience $0, 1, 2, \dots, k - 1$. Each *target cell* at t_1 is wired to a subset of cells at t_0 and assigned a rule which acts on the set of cells specified by the *wiring diagram* (the order of input wires is significant), to determine the target cell's new value. The system may have *disordered architecture* in that both the wiring diagrams and the rules at each cell location may differ.

The updating of cell values is synchronous, and together specify the *CA transition function*, which is fixed over time. Note that *historical time reference* ("higher order in time"³⁴), where the wiring diagram may extend to cells at t_{-1} and before, is excluded from this general scheme as it would result in qualitatively different behaviour from that described below.

Although these CA parameters are very broad, the following can be said about behaviour (and extended to two and higher dimensions), if the system is closed to external noise:

1. The global state of the array at t_0 has one and only one successor state at t_1 .
2. The global state at t_0 may have 0, 1 or more pre-images at t_{-1} .
3. The total number of global states, the size of the state space, equals k^L .
4. Evolution will end at an attractor cycle, or at a point attractor which cycles on itself.
5. The transition function will organise all space-time trajectories into a basin of attraction field, which can, in principle, be represented by a set of state transition graphs, describing global behaviour.
6. The transition function will have equivalents: two equivalents by reflection (mirror-image space-time patterns, more equivalents for higher dimensions), and $k!$ equivalents by interchanging cell values.

The general scheme is complicated. This architecture may be drastically simplified without sacrificing complexity of behaviour. Walker's "networks of Boolean functions"²⁷⁻³² limit the value range to binary and the number of wiring inputs to 3. The target cell at t_1 is wired to itself at t_0 , and the remaining two wires set at random, but with the same rule at each cell position. Walker has studied basin field structure by means of random sampling. He has sought to show the variation of basin topology for different rules and array sizes. In particular, he has investigated disclosure

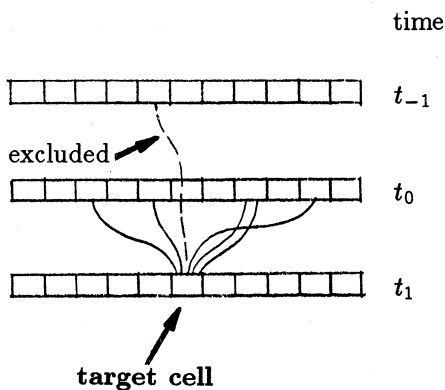


FIGURE 3.1 Disordered 1-D CA with arbitrary wiring from cells at t_0 to a target cell at t_1 . The wiring and rule may differ at each target cell, but are constant over time. Wiring between t_1 and t_{-1} is excluded.

length (transient + cycle length) and the *dominance* of state space by the attractor,³² which is the proportion of states in state space “drained” by an attractor.

Kauffman has investigated “random Boolean networks” as models of genetic systems and evolution.^{14,15} In his CA architecture, both rule and wiring diagram (with typically only two wires) are set at random at each cell position. He has found that in spite of their random construction, “such systems can spontaneously crystallise enormously ordered dynamical behaviour.”¹⁴

In such *disordered architecture* as described above, the question of defining the boundary conditions does not arise because each cell, including edge cells, has its wiring diagram individually specified.

3.1.1 Local Architecture

The situation is drastically simplified if the wiring diagram and rule are identical at each cell position. In the case of such *ordered architecture*, however, the wiring of cells at the edges of the array, the boundary conditions, needs to be defined. An additional simplification is *local architecture*, with nearest-neighbour wiring; the wiring is confined to an uninterrupted neighbourhood of cells, typically situated locally in relation to the target cell.

Wolfram has investigated local, binary CA, where every cell is wired uniformly to the three neighbouring cells centred on itself, (elementary rules).³³ Boundary conditions are specified as either infinite, fixed, or periodic (though fixing boundary conditions makes the system disordered, because the wiring is atypical at edge cell locations). Considerable descriptive and analytic work has focused on specific rules of this type.^{8,9,20,22,33,39-42} Wolfram broadened his investigation by increasing the neighbourhood to 5 cells, and also increasing the value range to 3 for 3-neighbour rules.³⁴ Langton has investigated a wide variety of local CA architectures with various value ranges, and has suggested the existence of a *phase transition* in rule space.¹⁶

3.2 Rotation Symmetry

In this investigation, CA parameters are narrowed initially as follows. An ordered architecture, with periodic boundary conditions (edge cells wired to simulate a circular array). Each cell has the *same* (possibly randomly connected) wiring diagram. This architecture is summed up in Fig. 3.2.

Ordered architecture and periodic boundary conditions impose additional restrictions on dynamical behaviour. The *rotation symmetry*⁴² (also known as *translational invariance*) is the maximum number of identical sequences of cell values, termed *repeating segments*, into which the circular array can be divided. The size of a repeating segment is the minimum number of cells through which the circular array may be rotated and still appear identical. The rotation symmetry of successive global states in CA evolution cannot decrease, and may only increase in a transient.

The potential for the array to acquire rotation symmetry depends on the *number theoretic properties* of the array length, L , which has general effects on the topology of basin of attraction fields and the length of attractor cycles. Martin et al.²² drew attention to this feature in relation to the *additive rules*, and noted that it accounts

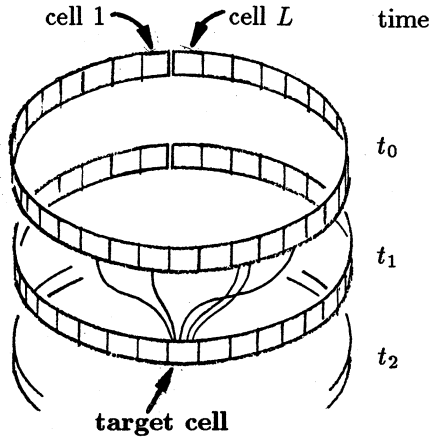



FIGURE 3.2 Ordered CA architecture with periodic boundary conditions. Each cell has the same rule/wiring.

for the irregular variation of attractor periods with L , and the “self-organising” behaviour of CA has been widely noted, for instance^{22,34}



An example of a state with rotation symmetry, $s = 4$; value range, $k = 2$.

Consider an array size, L , value range, k , with a total number of states, k^L . If the rotation symmetry is s , and the length of each repeating segment is g , then $s = L/g$. If $s = 1$, then the whole line is one indivisible segment, a *disordered state*, and $g = L$. If all cells have equal value, for instance 1111..., then $s = L$ and $g = 1$. This is the highest possible degree of rotation symmetry, a *uniform state*. The number of uniform states is equal to the value range, k . If $s > 1$, then the state is a *segmented state*, where $g \leq L/2$.

Rotation equivalents are global states that differ only by a rotation of the circular array. Disordered states will have the maximum L rotation equivalents, whereas segmented states will have fewer g rotation equivalents.

There is no privileged segment or group of segments that can be treated differently from the rest in a circular array evolving under an ordered rule. Repeating segments are equivalent; therefore, evolution of all segments must be identical, and the following can be said in general about CA evolution:

1. Evolution cannot decrease s , as this would imply inequivalent evolution of segments, which is impossible if all segments must be treated identically.
2. On the attractor cycle, s must remain constant, because any increase would need to be balanced by a decrease as evolution returned around the cycle, and a decrease cannot occur as a consequence of 1.
3. In a transient, s will either remain constant or increase as a consequence of 1. As a consequence of 2, a trajectory where s increases must be a transient. As a consequence of 1, the location of states with greater s in the basin will be downstream, closer to the attractor. Transient evolution (see Fig. 3.3) can proceed in this order, but never in the opposite direction:

disordered states \rightarrow segmented states, s increasing \rightarrow uniform states

4. s can only increase by equivalent subdivisions of g into equal parts; therefore, if L or g is prime, s can only increase by a jump to the uniform state.

These general restrictions on behaviour result in the following limits to the maximum attractor cycle period, P_{\max} , and maximum disclosure length, D_{\max} , in the basin of attraction field of any rule.

1. The k uniform states occur closer to the end of evolution than any other state, and cannot form part of a cycle with a non-uniform state; only a uniform state may be *downstream* of another uniform state; therefore, for any state where $g = 1$ ($s = L$), $P_{\max} \leq k$ and $D_{\max} \leq k$.

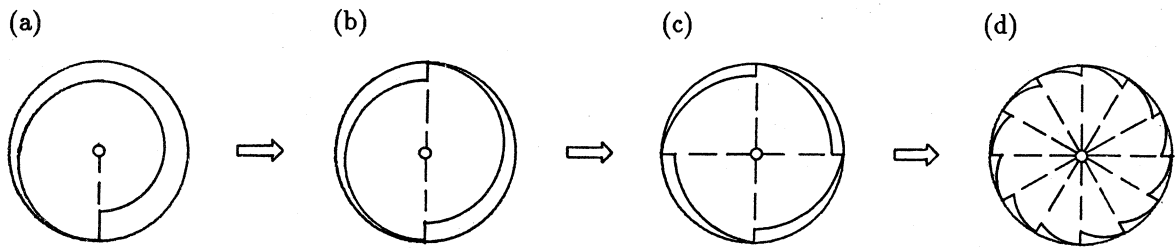


FIGURE 3.3 Possible transient evolution of a disordered state to states with an increasing degree of rotation symmetry. (a) $s = 1, g = L$. (b) $s = 2, g = L/2$. (c) $s = 4, g = L/4$. (d) $s = 12, g = L/12$.

2. For any state where $g > 1, P_{\max} \leq k^g - k$ and $D_{\max} \leq k^g$.
3. For any array of length $L, P_{\max} \leq k^L - k$ and $D_{\max} \leq k^L$.
4. For any state where $g > 1$, if m is the total of all states of length g which are made up of repeating segments, $P_{\max} \leq k^g - m$ and $D_{\max} \leq k^g$.
5. For any array of length L , if M is the total of all segmented states, $P_{\max} \leq k^L - M$ and $D_{\max} \leq k^L$.

The division of state space into segmented states M , and disordered states $k^L - M$, depends on the number of theoretic properties of the array length, L . The fact remains, however, that many basins are comprised only of disordered states; for prime L all are disordered apart from the uniform states. This leaves open the question of whether evolution among disordered states, and also the more general systems of Walker and Kauffman, follow parallel general principles

A possible approach is to consider *symmetric rules* (which include all *totalistic rules*) which conserve *bilateral symmetry* of the array. The degree of bilateral symmetry may increase in a transient, but must remain constant in the attractor. States with bilateral symmetry may be segmented, or disordered. For instance, the singleton state (a single 1 among 0s) is a disordered state by our definition, but has bilateral symmetry (see section 3.3.6).

3.3 Rule Clusters

CA parameters may, finally, be restricted as follows: a binary value range ($k = 2$) and local architecture, thus nearest-neighbour wiring, and periodic boundary conditions (a circular array). For a neighbourhood size n , the number of different neighbourhoods equals 2^n , and the number of different rules equals 2^{2^n} .

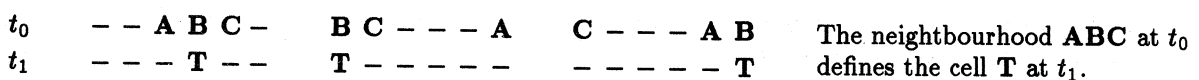
3.3.1 Rule Numbering System, $n=3$ (Elementary Rules)

The $k = 2, n = 3$ rules have the form,

$$P_i^{t+1} = f(P_{i-1}^t, P_i^t, P_{i+1}^t)$$

where $P_i = 0$ or $1, i$ is the spatial position between 1 and L , and t is the time. For a circular array, length $L, P_1 = P_{L+1}$.

The system may be represented as follows:



The $n = 3$ rule table with $2^3 = 8$ entries uniquely specifies each individual rule from a total of $2^{2^3} = 256$. Following Wolfram's convention³³ the rule table is ordered in descending values of the binary neighbourhood strings.

	111	110	101	100	011	010	001	000	neighbourhoods
Rule table..	T_7	T_6	T_5	T_4	T_3	T_2	T_1	T_0	outputs

If the rule table is regarded as a binary number, the rule number, R , is its decimal equivalent; thus, the rule table will range from 00000000 to 11111111, and R from 0 to 255.

3.3.2 Complementary Transformation, $n=3$

Every rule, R , has a distinct *complementary* rule, R_c , where each entry in the rule table is inverted, so that for a given input line, the next line generated by R_c will be the *negative* of the next line generated by R . R and R_c may have equivalent behaviour (see collapsed clusters below).^[1] In any case, their behaviour will be closely related. This will be reflected in the basin field structure. Deterministic structure and symmetry category (see below) will be common to R and R_c . In general, pre-imaging, cycle periods, and transient lengths will be related.

The $n = 3$ rules can be listed in 128 complementary pairs.

$$\begin{array}{rcccccccc} \text{if } R = & 0, & 1, & 2, & \dots, & 127 \\ & | & | & | & & | \\ R_c = & 255, & 254, & 253, & \dots, & 128 \end{array}$$

There are two types of symmetry that relate pairs of neighbourhoods:

Complementary neighbourhood pairs (0s changed to 1s and vice versa)	...	111, 000	T_7, T_0
		110, 001	T_6, T_1
		101, 010	T_5, T_2
		100, 011	T_4, T_3
Reflected neighbourhood pairs (mirror image)	...	110, 011	T_6, T_3
		100, 001	T_4, T_1

3.3.3 Negative Transformation, $n=3$

For any rule R and input line I , the CA will generate a space-time pattern P . There is a rule, R_n , that, given the negative input line, \bar{I} will generate the negative space-time pattern, \bar{P} (all cell values inverted).

Consider the rule table:

	111	110	101	100	011	010	001	000	neighbourhoods
Rule table..	T_7	T_6	T_5	T_4	T_3	T_2	T_1	T_0	outputs

To find R_n suppose a *negative world* in which the rule table, including neighbourhoods, could be transformed by inverting all values into

	000	001	010	011	100	101	110	111	neighbourhoods
Rule table..	\bar{T}_7	\bar{T}_6	\bar{T}_5	\bar{T}_4	\bar{T}_3	\bar{T}_2	\bar{T}_1	\bar{T}_0	outputs

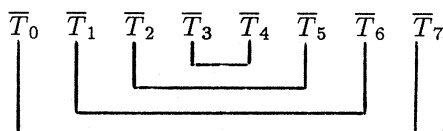
The conventional order of neighbourhoods has been altered and must be restored, giving

	111	110	101	100	011	010	001	000	neighbourhoods
Rule table..	\bar{T}_0	\bar{T}_1	\bar{T}_2	\bar{T}_3	\bar{T}_4	\bar{T}_5	\bar{T}_6	\bar{T}_7	outputs

^[1]Although negative and complement may have the same meaning, changing 0s for 1s (permutation of values), we use *negative* (as in photographic negative) for transformed CA space-time patterns, and *complement* for transformed rule tables or neighbourhoods.

The transformed rule table is R_n . Thus the procedure to transform R to R_n is as follows in either order.

1. Take the complement of the rule table, R_c .
2. Swap the output of complementary neighbourhoods.



For example, rule 193-11000001 is transformed to rule 124-01111100.

3.3.4 Reflection Transformation, n=3

For any rule, R , input line I and space-time pattern P , there is a rule R_r that, given the reflected input line, I_r will generate the reflected (mirror-image) space-time pattern P_r .

Consider the rule table:

	111	110	101	100	011	010	001	000	neighbourhoods
Rule table..	T_7	T_6	T_5	T_4	T_3	T_2	T_1	T_0	outputs

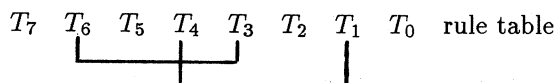
To find R_r suppose a *mirror image world* in which the rule table, including neighbourhoods would be transformed by reflection into

	000	100	010	110	001	101	011	111	neighbourhoods
Ruletable..	T_0	T_1	T_2	T_3	T_4	T_5	T_6	T_7	outputs

The conventional order of neighbourhoods has been altered and must be restored, giving

	111	110	101	100	011	010	001	000	neighbourhoods
Rule table..	T_7	T_3	T_5	T_1	T_6	T_2	T_4	T_0	outputs

The transformed rule table is R_r . Note that only the outputs of asymmetric neighbourhoods are altered. Thus to transform R to R_r , swap the outputs of the two pairs of asymmetric reflected neighbourhoods.



For example, rule 193-11000001 is transformed to rule 137-10001001.

3.3.5 Symmetry Categories

The reflection transformation allows rules to be placed into one of three symmetry categories:

1. *symmetric rules* ($R = R_r$), if $T_6 = T_3$ and $T_4 = T_1$.
2. *semi-asymmetric rules*, if either $T_6 \neq T_3$ or $T_4 \neq T_1$, but not both.
3. *fully asymmetric rules*, if $T_6 \neq T_3$ and $T_4 \neq T_1$.

Symmetric rules have space-time patterns whose structures appear to have no bias to move left or right; for semi-asymmetric rules, there is a clear bias towards either the left or right; and for fully asymmetric rules, there is an intersecting bias towards both left and right.

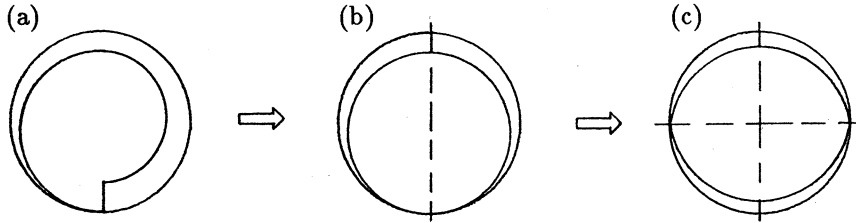


FIGURE 3.4 Possible transient evolution of a disordered state to a state with bilateral symmetry, bs (rotation symmetry, s). (a) $bs = 0, s = 0$. (b) $bs = 2, s = 0$. (c) $bs = 4, s = 2$.




FIGURE 3.5 Equivalent space-time patterns, from equivalent rules. (a) rule R (193). (b) rule R_n (124). (c) rule R_r (137). (d) rule R_{nr} (110).

3.3.6 Bilateral Symmetry of Symmetric Rules

The space-time patterns of symmetric rules, given an input line with *bilateral symmetry* (bs), must conserve bilateral symmetry, because the rule acts equivalently on both sides of the axis of symmetry.

As with rotation symmetry (see section 3.2), the degree of bilateral symmetry cannot decrease; in an attractor, bilateral symmetry must remain constant, because any increase would have to be balanced by a decrease as evolution returned around the attractor cycle, and a decrease cannot occur. Bilateral symmetry may increase only in a transient (see Fig. 3.4).

The bilateral axis may divide a circular array, length L , as follows: if L is even, the axis may divide the array into two reflected halves, for instance 0001 – 1000. If the maximum disclosure length is d_{\max} , then $d_{\max} \leq 2^{L/2}$. If L is odd, the axis may divide the array into two reflected halves bisecting one cell, for instance 0001000, then $d_{\max} \leq 2^{((L-1)/2)+1}$. Alternatively, if L is even, there may be more than one axis of bilateral symmetry, for instance 00010001. Such an array has rotation symmetry as well as bilateral symmetry. The interaction between rotational and bilateral symmetry and consequences on behaviour is still unclear. All *totalistic rules* are symmetric (see 3.3.10).

3.3.7 Equivalence Classes

We have seen that a given rule, R , will have two equivalent rules, R_n and R_r . R will also have a third equivalent, R_{nr} , derived by performing the negative and reflection transformations successively, in either order. There will thus be a maximum of four rules grouped in an *equivalence class*; an example is shown in Fig. 3.5, based on rule 193.

The equivalent rules differ only in that they have negative and mirror-image space-time patterns; otherwise, CA behaviour is totally equivalent. There are 88 *equivalence classes* among the 256 $n = 3$ rules.^{28,42} Basin field topology for the rules in each class will be identical, though the actual states will differ according to the transformations described.

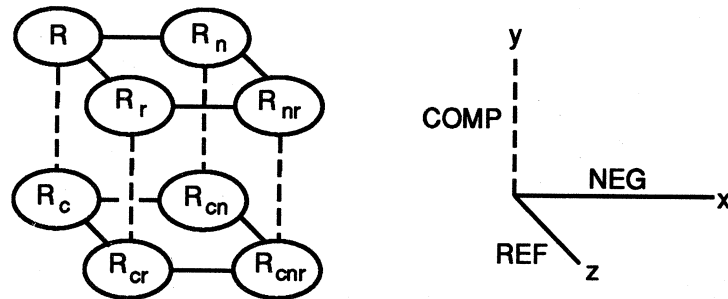


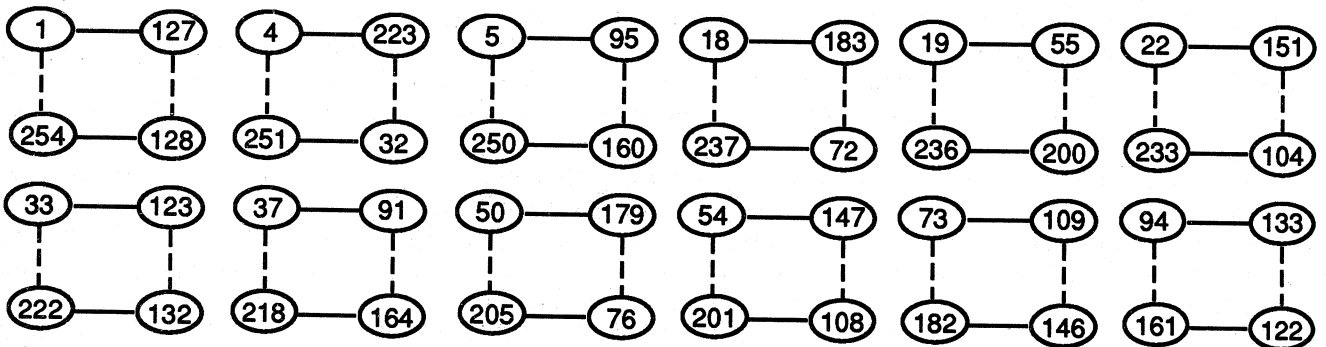
FIGURE 3.6 A rule cluster, two complementary sets of four equivalent rules.

3.3.8 Rule Clusters

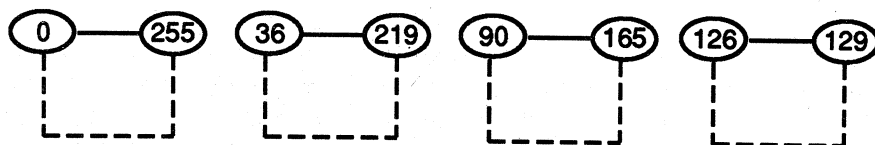
Every rule R has a distinct complement R_c . The 4-rule equivalence class relates to a complementary 4-rule equivalence class, resulting in an 8-rule cluster. We depict the cluster as a box with the rules at each corner (Fig. 3.6), with complementary links along the y axis (dashed line), negative links along the x axis, and reflection links along the z axis.

The rules in a rule cluster are described by two basin fields, one for the top and one for the bottom layer. The outcome of transformations may produce the same rule, resulting in more than one occurrence of that rule in the rule cluster. In this case the cluster is shown collapsed, so that each rule only occurs once. For the purpose of reference, the lowest rule number identifies the cluster, and is positioned in the top left-hand corner. The rule clusters for all $n = 3$ (elementary rules) are set out below.

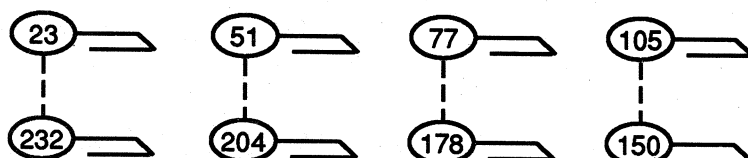
SYMMETRIC RULE CLUSTERS ($T_6 = T_3$ and $T_4 = T_1$). By definition, $R = R_r$, so the reflection links (z axis) will collapse.



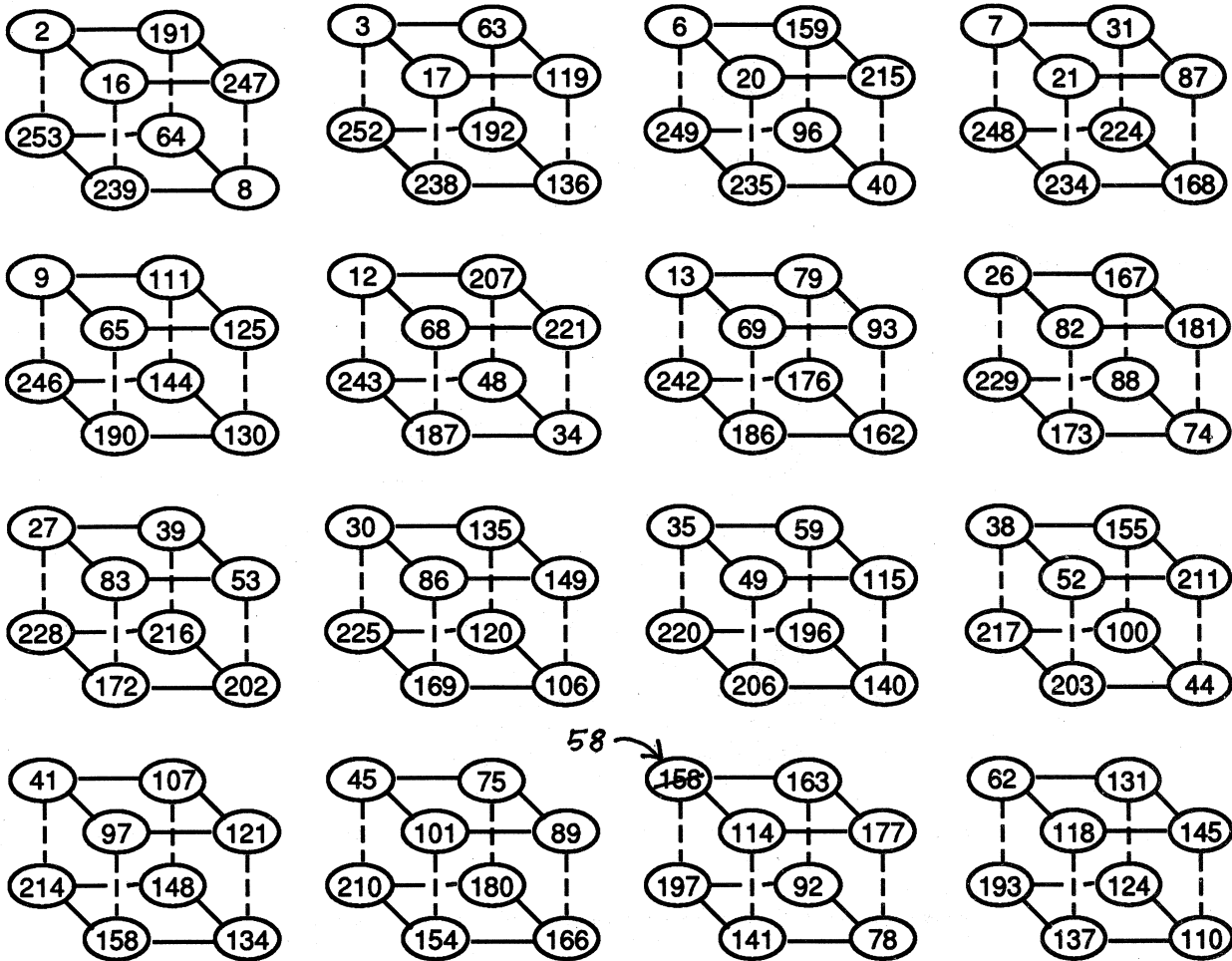
The cluster will collapse further, if for a given rule R , $R_c = R_n$,



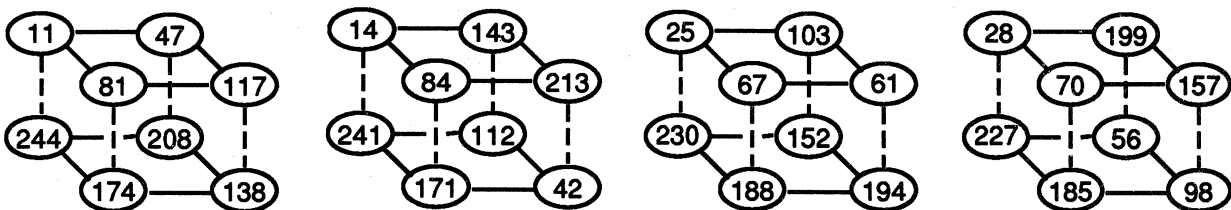
and also if $R = R_n$,



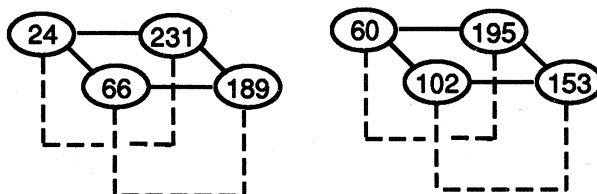
SEMI-ASYMMETRIC RULE CLUSTERS (either $T_6 \neq T_3$ or $T_4 \neq T_1$). There are no collapsed clusters among the semi-asymmetric rules.



FULLY ASYMMETRIC RULE CLUSTERS ($T_6 \neq T_3$ and $T_4 \neq T_1$).



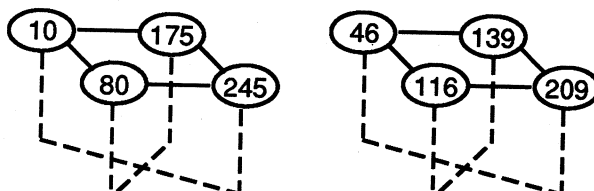
The cluster will collapse if, for a given rule R , $R_c = R_n$,



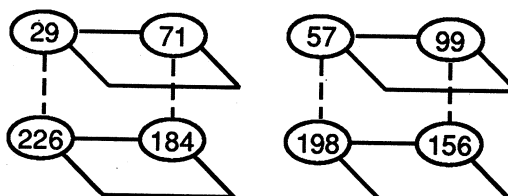
(continued)

Fully asymmetric rule clusters (continued):

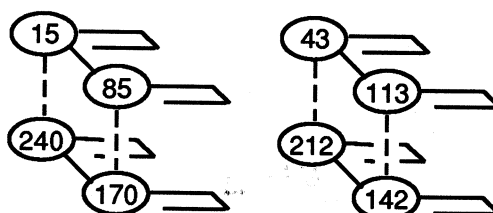
And if, for a given rule R , $R_c = R_{nr}$,



And if, for a given rule R , $R_n = R_r$,



And also if $R = R_n$,



To summarise, the 256 rules collapse into 88 equivalence classes^{20,28,42} and 48 rule clusters in Table 3.1.

TABLE 3.1

	rules	equiv. classes	clusters
Symmetric rules	64	36	20
Semi-asymmetric rules	128	32	16
Fully asymmetric rules	64	20	12
Total	256	88	48

The 256 rules have been tabulated on a 16×16 "rule-space matrix" (Appendix 4). Manipulations of the matrix simulate the clustering transformations.

3.3.9 Rule Numbering System, n=5

The $k = 2, n = 5$ rules have the form,

$$P_i^{t+1} = f(P_{i-2}^t, P_{i-1}^t, P_i^t, P_{i+1}^t, P_{i+2}^t)$$

where $P_i = 0$ or $1, i$ is the spatial position between 1 and L , and t is the time. For a circular array, length $L, P_1 = P_{L+1}, P_2 = P_{L+2}, P_3 = P_{L+3}$.

The relationship between the target cell T and the neighbourhood, including periodic boundary conditions, is shown below.

t_0	-	-	a_1	a_2	a_3	a_4	a_5	-	-		the neighbourhood $a_1 \dots a_5$ at t_0
t_1	-	-	-	-	T	-	-	-	-		defines the cell T at t_1
and											
t_0	a_2	a_3	a_4	a_5	-	-	-	-	a_1		a_5 - - - a_1 a_2 a_3 a_4
t_1	-	T	-	-	-	-	-	-	-		- - - - - T -
and											
t_0	a_3	a_4	a_5	-	-	-	-	a_1	a_2		a_4 a_5 - - - a_1 a_2 a_3
t_1	T	-	-	-	-	-	-	-	-		- - - - - T

The $n = 5$ rule table with $2^5 = 32$ entries specifies a unique rule out of a total of $2^{2^5} = 2^{32} = 4,294,967,296$ rules. The rule table is ordered in descending values of the binary neighbourhood strings.

a_1 -	1 1 1 1 1 1 1 1 1 1 1 1 1 1 1 1	0 0 0 0 0 0 0 0 0 0 0 0 0 0 0 0
a_2 -	1 1 1 1 1 1 1 1 0 0 0 0 0 0 0 0	1 1 1 1 1 1 1 1 0 0 0 0 0 0 0 0
a_3 -	1 1 1 1 0 0 0 0 1 1 1 1 0 0 0 0	1 1 1 1 0 0 0 0 1 1 1 1 0 0 0 0
a_4 -	1 1 0 0 1 1 0 0 1 1 0 0 1 1 0 0	1 1 0 0 1 1 0 0 1 1 0 0 1 1 0 0
a_5 -	1 0 1 0 1 0 1 0 1 0 1 0 1 0 1 0	1 0 1 0 1 0 1 0 1 0 1 0 1 0 1 0
$T..$	31...	...3 2 1 0

The rule number, R , is the decimal equivalent of the binary string $T_{31} \dots T_0$. R will range from 0 to $2^{32} - 1$.

Note that $n = 3$ rules may be expressed as $n = 5$ rules by assigning each $n = 3$ rule table entry to four separate $n = 5$ rule table positions as specified below. For example, the $n = 3$ rule table entry T_7 is assigned to positions $31, 30, 15, 14$ in the $n = 5$ rule table.

$n = 3, T \dots$	T_7	T_6	T_5	...	T_0
$n = 5, T \dots$	31 = 30 = 15 = 14,	29 = 28 = 13 = 12,	27 = 26 = 11 = 10,	...	17 = 16 = 1 = 0

$n = 5$ rules with this rule table structure belong to the subset of the 256 $n = 3$ rules. For example, the $n = 3$ rule $193, 1100-0001$, may be expressed as the $n = 5$ rule $4026789891, 111100000000011-111100000000011$.

COMPLEMENTARY TRANSFORMATION, n=5. The $n = 5$ rules can be arranged in complementary pairs, shown linked by a vertical line,

$$\begin{array}{ccccccc} \text{if } R = & 0, & 1, & 2, & \dots & (2^{32}/2) - 1 \\ & | & | & | & & | \\ R_c = & 2^{32} - 1, & 2^{32} - 2, & 2^{32} - 3, & \dots & 2^{32}/2 \end{array}$$

Two symmetries relate pairs of neighbourhoods, complementary neighbourhood pairs and reflected neighbourhood pairs, following the same reasoning as in $n = 3$ rules.

NEGATIVE TRANSFORMATION, $n=5$. To obtain R_n for a given rule R , in either order,

1. Take the complement of the rule, R_c .
2. Swap the output of complementary neighbourhoods pairs, shown linked by a vertical line.

$\bar{T}..$	0	1	2	3	...	15
$\bar{T}..$	31	30	29	28	...	16

REFLECTION TRANSFORMATION, $n=5$. To obtain R_r for a given rule R , swap the outputs of the pairs of asymmetric reflected neighbourhoods, shown linked by a vertical line (note that 3/4 of neighbourhoods are asymmetric):

$T..$	30	29	28	26	25	24	22	20	18	16	12	8
$T..$	15	23	7	11	19	3	13	5	9	1	6	2

The reflection transformation allows rules to be placed into one of three symmetry categories, as with $n = 3$ rules:

1. *Symmetric rules*: all pairs are equal; evolution will conserve bilateral symmetry from a symmetrical input line.
2. *Semi-asymmetric rules*: some, but not all, pairs are unequal.
3. *fully Asymmetric rules*: all pairs are unequal.

The rules will form rule clusters, equivalence classes and collapsed clusters, as with the three input rules.

All 1-D binary local CA rules cluster in this way. Two- and higher-dimensional CA will have more equivalents by reflection, and CA with a greater range of k will have $k!$ equivalents by interchanging cell values, analogous to negative space-time patterns in binary CA.

3.3.10 Rule Numbering System, $n=5$ Totalistic Rules (Totalistic Code)

Totalistic rules are a small subset of the $n = 5$ rules where the value of the target cell depends only on the *total* of 1s in the neighbourhood. In $n = 5$ totalistic rules, the total of 1s can range from 0 to 5. These rules were investigated by Wolfram.³⁴ Following his *totalistic code* convention, the code table, with six entries, is made up of neighbourhoods that are arranged in descending order of the arithmetical sum of 1s. The neighbourhoods are shown together with their decimal equivalents.

			28 - 11100	3 - 00011		
			26 - 11010	5 - 00101		
			25 - 11001	6 - 00110		
			22 - 10110	9 - 01001		
			21 - 10101	10 - 01010		
	30 - 11110	19 - 10011	12 - 01100	1 - 00001		
	29 - 11101	14 - 01110	17 - 10001	2 - 00010		
	27 - 11011	13 - 01101	18 - 10010	4 - 00100		
	23 - 10111	11 - 01011	20 - 10100	8 - 01000		
neighbourhoods	31 - 11111	15 - 01111	7 - 00111	24 - 11000	16 - 10000	0 - 00000
total of 1s	5	4	3	2	1	0
code table	T_5	T_4	T_3	T_2	T_1	T_0

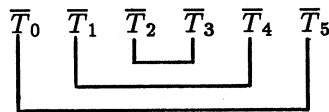
There are $2^6 = 64$ totalistic rules. The binary string $T_5 \dots T_0$, with value 000000 to 111111, and decimal equivalents 0 to 63, is the totalistic code C . To transform a totalistic code table to an $n = 5$ rule table, the code table outputs are assigned to neighbourhoods as listed above.

Given an $n = 5$ rule table, if $T \dots$ (15 = 23 = 27 = 29 = 30) and (7 = 11 = 13 = 14 = 19 = 21 = 22 = 25 = 26 = 28) and (3 = 5 = 6 = 9 = 10 = 12 = 17 = 18 = 20 = 24) and (1 = 2 = 4 = 8 = 16), then the rule is totalistic.

All totalistic rules are *symmetric rules* ($C = C_r$), because the total of 1s in pairs of reflected neighbourhoods must be equal. Totalistic rules thus conserve bilateral symmetry in their space-time patterns. Complementary and negative transformations are contained within the set of totalistic rules.

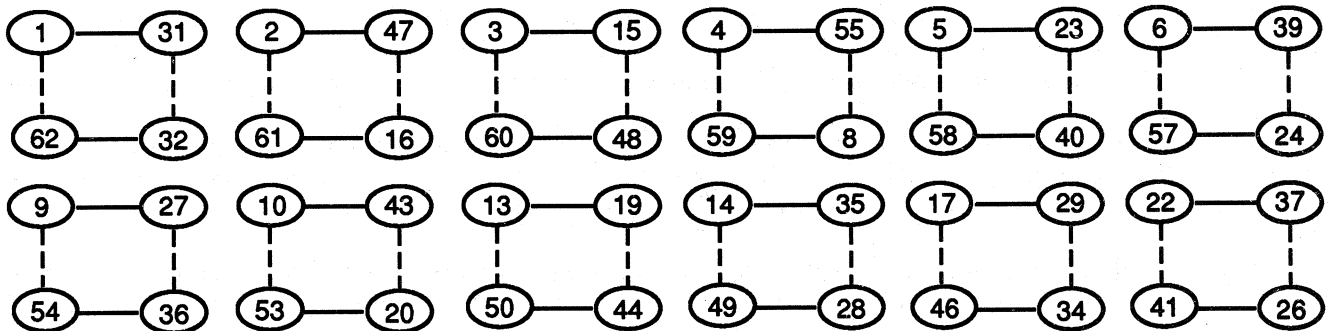
NEGATIVE TRANSFORMATION, $n=5$ TOTALISTIC CODE. To obtain C_n for a given code C , in either order,

1. Take the complement of the code, C_c .
2. Swap the output of complementary *totals* (totals of 0s and totals of 1s).

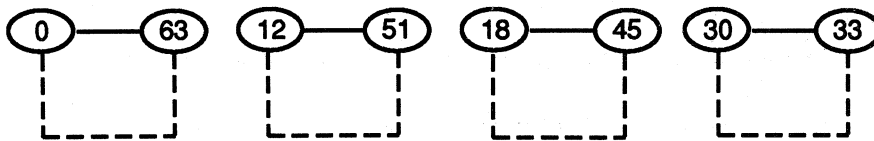


For example, code 53-110101 is transformed to code 20-010100.

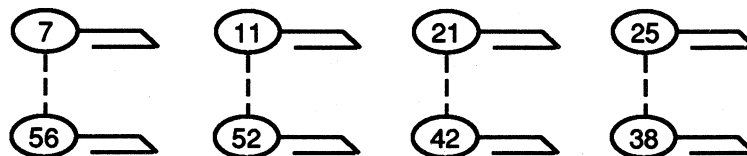
TOTALISTIC CODE CLUSTERS. The 64 totalistic codes can be organised into 36 *equivalence classes* and 20 *symmetric code clusters* as shown below. Codes on the top or bottom layer of a cluster are equivalent, and will produce negative space-time patterns from a negative input line; the topology of their basin fields will be identical. Codes 0 and 63 are the same rules as the $n = 3$ rules 0 and 255.



The cluster collapses further where, for a given rule C , $C_c = C_n$



and also if $C = C_n$



3.4 Limited Pre-image Rules

The CA rule determines the one successor state to a given state; thus, the CA's subsequent evolution is totally determined, though supposed in general to be computationally irreducible.^{35-37,40} Constructing the basin of attraction

field poses the problem of finding the set of all possible global states that could have preceded a given global state, its *pre-images*¹² (or predecessors^{22,42}).

This problem is recognised as being very difficult,^{35,36,40} requiring, in general, the exhaustive testing of the entire state space. Such a procedure becomes impractical in terms of computer time as the array length increases beyond modest values. It has been suggested that for particular rules with “simple, algebraic, structure, an efficient inversion procedure... may exist.”³⁸ Algebraic analysis of this possibility has been pursued by Martin et al.²² and Jen.^{9,12} Jen has shown that rule specific formulae can be obtained for the exact number of pre-images for any sequence on an infinite array.¹²

The *reverse algorithm*,⁴² described in this paper, directly computes all of the pre-images of a global state or directly computes that the state is a garden-of-Eden state. The average computational performance is many orders of magnitude faster than exhaustive testing.

The simplest form of the procedure applies to a subset of rules with simple algebraic structure, the *limited pre-image rules (limited branching rules)*.⁴² They include the *additive rules*^{22,33} and correspond to the subset of rules that exhibit *deterministic structure* identified among the 3-neighbour rules by Jen,⁸ using a similar approach.

3.4.1 Limited Pre-image Rules in General

A rule table is a list, in a conventional order, of all possible neighbourhoods and their outputs to the target cell (in the following argument, the order is irrelevant). Given a neighbourhood size of n , the rule table will have 2^n entries (examples in section 3.6). In 1-D local binary CA, the rule table may be organised into pairs of neighbourhoods that are identical except for their *rightmost* value; this identical segment is the *left start string* of the neighbourhood (conversely, the *right start string*). Such a pair of neighbourhoods may have the same or different outputs to the target cell.

If all the pairs of such neighbourhoods in the rule table are of the type that have different outputs, then the rule is defined as a *limited pre-image rule*. Note that in a limited pre-image rule the number of 0s and 1s in the rule table will, by definition, be equal, but a rule table with equal numbers of 0s and 1s is not necessarily a limited pre-image rule.

Consider a neighbourhood of size n , a_1, a_2, \dots, a_n , and target cell T (where \longrightarrow signifies the output to the target cell, and \overline{T} signifies not T). If a pair of neighbourhoods with the same *left start string* have *different* outputs...

$$\begin{aligned} a_1, a_2, \dots, a_{n-1}, 1 &\longrightarrow T \\ \text{and } a_1, a_2, \dots, a_{n-1}, 0 &\longrightarrow \overline{T}, \end{aligned}$$

then each of the pair of rule table entries has a *left deterministic permutation*, because

$$a_n \text{ is determined, given } a_1, a_2, \dots, a_{n-1} \text{ and } T.$$

Conversely, if a pair of neighbourhoods with the same *right start string* have different outputs

$$\begin{aligned} 1, a_2, a_3, \dots, a_n &\longrightarrow T \\ \text{and } 0, a_2, a_3, \dots, a_n &\longrightarrow \overline{T}, \end{aligned}$$

then each of the pair of rule table entries has a *right deterministic permutation*, because

$$a_1 \text{ is determined, given } a_2, a_3, \dots, a_n \text{ and } T.$$

Following Jen’s terminology⁸ a rule table where *all* entries have a deterministic permutation (either left, right, or both), has *deterministic structure* of the corresponding direction. A rule with, say, left deterministic structure allows a simple inverse procedure for deriving pre-images.

If the *left start string* of the candidate pre-image line, a_1, a_2, \dots, a_{n-1} , is assumed, its continued derivation from *left to right* is completely determined, and its validity decided only by whether or not it complies with periodic boundary conditions. (The converse procedure is from *right to left*).

The length of the start string equals $n - 1$. The number of possible start strings that need to be assumed is therefore 2^{n-1} , so this number of iterations of the procedure is required, resulting in, at most, one pre-image per iteration, irrespective of the length L of the array.

For limited pre-image rules, the maximum number of pre-images to any state in the basin field (*maximum pre-imaging*) is therefore 2^{n-1} , irrespective of L . However, it is usually less. To exhibit the maximum number of pre-images, a rule must conform to both the left *and* right deterministic structure. Rules with such *two-way* deterministic structure overlap with the much investigated^{14,22,33} $n = 3$ *additive* rules,^[2] that have proved amenable to algebraic analysis.²² Such rules have highly regular and predictable unfolding of their basin fields with increasing array length L , and basin field topology is highly sensitive to the number theoretic properties of L .

The vast majority of $n > 3$ limited pre-image rules have either left or right deterministic structure, but not both. Such rules with *one-way* deterministic structure, say *right*, must necessarily have a rule table where some permutations of the *left start string* and \mathbf{T} do not appear. Such *excluded permutations* will occur in conjunction with two *ambiguous permutations*, where a pair of neighbourhoods with the same *left start string* have the *same* output; a different output combined with the start string must be excluded. For example,

$$\begin{aligned} &\text{if } \mathbf{a}_1, \mathbf{a}_2, \dots, \mathbf{a}_{n-1}, 0 \longrightarrow \mathbf{T} \\ &\text{and } \mathbf{a}_1, \mathbf{a}_2, \dots, \mathbf{a}_{n-1}, 1 \longrightarrow \mathbf{T} \quad (\text{the same output}), \end{aligned}$$

then each of the pair of rule table entries is described as having a *left ambiguous permutation*, because,

$$\text{given } \mathbf{a}_1, \mathbf{a}_2, \dots, \mathbf{a}_{n-1} \text{ and } \mathbf{T}, \mathbf{a}_n \text{ could be 0 or 1 with equal validity;}$$

consequently, the permutation

$$\mathbf{a}_1, \mathbf{a}_2, \dots, \mathbf{a}_{n-1} \longrightarrow \overline{\mathbf{T}}$$

does not appear in the rule table, and is referred to as a *left excluded permutation*.

Conversely, if a pair of neighbourhoods with the same *right start string* have the same output, that is

$$\begin{aligned} &\text{if } 0, \mathbf{a}_2, \mathbf{a}_3, \dots, \mathbf{a}_n \longrightarrow \mathbf{T} \\ &\text{and } 1, \mathbf{a}_2, \mathbf{a}_3, \dots, \mathbf{a}_n \longrightarrow \mathbf{T} \quad (\text{the same output}), \end{aligned}$$

then each of the pair of rule table entries is described as having a *right ambiguous permutation*, because,

$$\text{given } \mathbf{a}_2, \mathbf{a}_3, \dots, \mathbf{a}_n \text{ and } \mathbf{T}, \mathbf{a}_1 \text{ could be 0 or 1 with equal validity;}$$

consequently, the permutation

$$\mathbf{a}_2, \mathbf{a}_3, \dots, \mathbf{a}_n \longrightarrow \overline{\mathbf{T}}$$

does not appear in the rule table, and is referred to as a *right excluded permutation*.

In a *one-way* (say *left*) limited pre-image rule (with *right* ambiguous permutations), maximum pre-imaging must be *less* than 2^{n-1} , irrespective of array size. A limited pre-image rule, by definition, has an equal number of 1s and 0s in its rule table; therefore, for every pair of ambiguous permutations with an output of 1, there must be another pair with an output of 0. For each pair of ambiguous permutations, there is a corresponding excluded permutation. Therefore, a one-way limited pre-image rule must have at least two excluded permutations with different outputs, 0 and 1, in its rule table.

To derive pre-images of a global CA state (*left to right*), the 2^{n-1} start strings $\mathbf{a}_1, \mathbf{a}_2, \dots, \mathbf{a}_{n-1}$ are assumed in turn. However, as has been shown, there will be at least two *right excluded permutations* of the form

$$\begin{aligned} &\mathbf{a}_2, \mathbf{a}_3, \dots, \mathbf{a}_n \longrightarrow \mathbf{T} \\ &\text{and } \mathbf{a}_2, \mathbf{a}_3, \dots, \mathbf{a}_n \longrightarrow \overline{\mathbf{T}}. \end{aligned}$$

Whatever the value of \mathbf{T} , at least one start string is therefore invalid, and maximum pre-imaging for a *one-way* limited pre-image rule must be less than 2^{n-1} .

[2] An example of an $n = 3$ additive rule is rule 90, $\mathbf{T} = \mathbf{a}_1 + \mathbf{a}_3 \bmod 2$. Other rules considered additive are 150 and 204. Rule 60 is also additive because $\mathbf{T} = \mathbf{a}_1 + \mathbf{a}_2 \bmod 2$.

In general, CA rules that are not limited pre-image rules will contain a mixture of deterministic and ambiguous (thus also excluded) permutations (both left and right), and maximum pre-imaging will increase, often exponentially, with increasing array size. Ambiguous permutations will amplify the rate of increase; deterministic and excluded permutations will inhibit the rate of increase.

The general reverse algorithm ⁴² (see section 3.5) applicable to local binary CA architecture uses a combination of these mechanisms, together with the idea of *partial pre-images* (unfinished, valid so far, start segments), also called partial predecessors, ⁴² to compute all pre-images of a given CA global state for any size of array, provided that the number of partial pre-images is within the limits of the computer system's memory.

3.4.2 Limited Pre-image Rules, n=3

In a 3-neighbour rule table, neighbourhoods that are identical except for their rightmost value, with the same *left start string*, are paired as follows:

Rule table..	111	110	101	100	011	010	001	000	neighbourhoods
	T_7	T_6	T_5	T_4	T_3	T_2	T_1	T_0	outputs
	└───┘		└───┘		└───┘		└───┘		

Part of the space-time pattern for one iteration of the CA is represented as

t_0	-	-	A	B	C	-	The neighbourhood ABC at t_0
t_1	-	-	-	T	-	-	defines the cell T at t_1 .

If, say, $T_7 \neq T_6$, and the *left start string* **AB** = 11, **AB** and **T** determine **C**. For instance,

- if $T_7 = 0, T_6 = 1$, and **T** = 0, then **C** = 1;
- if $T_7 = 0, T_6 = 1$, and **T** = 1, then **C** = 0;
- if $T_7 = 1, T_6 = 0$, and **T** = 0, then **C** = 0;
- if $T_7 = 1, T_6 = 0$, and **T** = 1, then **C** = 1;

This covers all possibilities, so each of the pair of rule table entries, where the left start string equals 11, is a *left deterministic permutation*.

If all pairs are of the type that have different outputs, i.e.,

$$T_7 \neq T_6 \text{ and } T_5 \neq T_4 \text{ and } T_3 \neq T_2 \text{ and } T_1 \neq T_0,$$

then all rule table entries are *left deterministic permutations*. In these circumstances, any combination of values of **AB** and **T** determine **C**; the rule has *left deterministic structure* and is a limited pre-image rule. This permits pre-images of any given state to be easily derived.

To derive a pre-image of a known global state, a two-cell start segment of the pre-image line (the *partial pre-image*) is assumed, say 00. The rule table is consulted to find the known value of **T** in combination with **AB** = 00, giving a unique value of **C**, say 1, the value of the next cell in the partial pre-image. The partial pre-image has been extended to 001. The procedure is repeated for **AB** = 01 to determine **C**, the value of the next cell, and so on until the whole line plus two extra cells are derived.

If the two extra cells equal the assumed start segment, 00, then the pre-image is valid, because periodic boundary conditions are satisfied. Otherwise, the pre-image is not valid. As there are four possible two-cell start segments (00, 01, 10, 11), there are a maximum of four pre-images (2^{3-1}) in an $n = 3$ limited pre-image rule, irrespective of the array size.

Conversely, pre-images may be derived in the opposite direction, from right to left. The rule table, with pairs of neighbourhoods that are identical except for their *leftmost* value, with the same *right start string*, are paired as follows:

Rule table..	111	110	101	100	011	010	001	000	neighbourhoods
	T_7	T_6	T_5	T_4	T_3	T_2	T_1	T_0	outputs
	└───┘		└───┘		└───┘		└───┘		

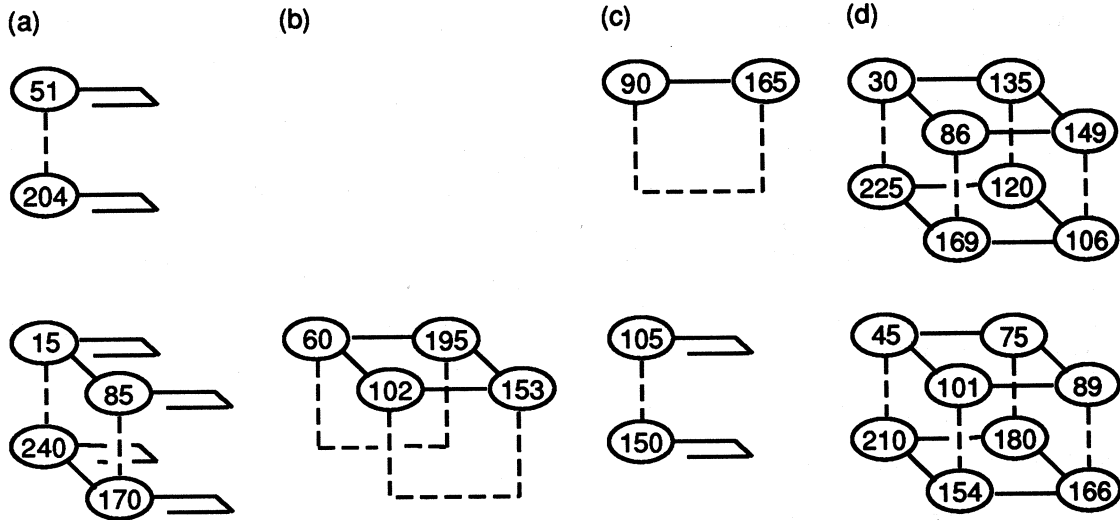



FIGURE 3.7 The set of limited pre-image rule clusters, $n \leq 3$. (a) $n = 1$, two-way, $mp = 1$; (b) $n = 2$, two-way, $mp = 2$; (c) $n = 3$, two-way, $mp = 4$; (d) $n = 3$, one-way, $mp = 3$.

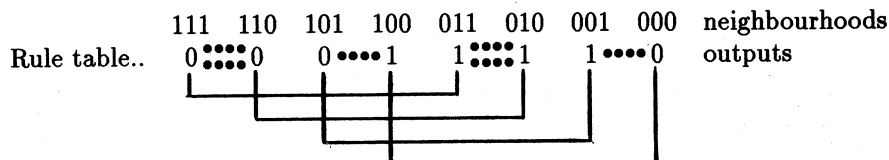
An equivalent argument can be made for *right* (to *left*) deterministic permutations, deterministic structures, and limited pre-image rules.

An example of a rule with *two-way* deterministic structure, both left and right, is rule 150. Its rule table is shown below. Pairs of neighbourhoods with the same *left start string* are indicated with a dotted line (*right start string*, a solid line).



Rule 150 has exactly four pre-images for all states (other than garden-of-Eden states), for all array lengths exactly divisible by three (the neighbourhood size). Basin fields for all other array lengths consist only of attractor cycles without transients.^[3]

An example of a rule with *one-way*, in this case *right*, deterministic structure is rule 30.



There are two pairs of *left* ambiguous permutations (indicated with a double dotted line), which must have different outputs, as the total of 0s and 1s in the rule table is equal (by definition). Thus, there are two *left excluded*

^[3]Can a state cycle without transients justify the name *attractor*? After all, it does not *attract* anything outside of itself. We have chosen not to address this problem in terminology.

permutations with different outputs, (if "*" is a wildcard, equal to 0 or 1 with equal validity),

the ambiguous permutations are.. $11* \rightarrow 0$ and $01* \rightarrow 1$
 and the excluded permutations are... $11* \rightarrow 1$ and $01* \rightarrow 0$

To derive pre-images of a global CA state (*right to left*), the four possible start segments, 00, 01, 10, and 11, are assumed in turn. Whatever the global state, however, one of these assumptions must be invalid, so maximum pre-imaging is 3. In rule 30, maximum pre-imaging is generally 2; however, for the global states 1111... (all 1s), pre-imaging is 3 for array sizes on the series 3, 6, 12, etc. For further examples of one-way limited pre-image rules, see section 3.5.3.

Figure 3.7 shows all limited pre-image rules among the 3-neighbour rules in their respective *rule clusters*⁴² (see section 3.3) and specifies *maximum pre-imaging, mp*. Note that $n = 1$ and $n = 2$ rules are a subsets of, and expressed as, $n = 3$ rules. $n = z$ are always a subset of $n > z$ rules.

3.4.3 Limited Pre-Image Rules, $n=5$

An example of an $n = 5$ rule with *two-way* deterministic structure is the totalistic rule, code 21. The rule table is shown below, in two parts, one below the other.

T.. 31 - 16 01 10 10 01 10 01 01 10
 T.. 15 - 0 10 01 01 10 01 10 10 01

If horizontally adjacent pairs (as grouped above) are unequal, these neighbourhoods have a *left* deterministic permutation; if vertically adjacent pairs are unequal, the neighbourhoods have a *right* deterministic permutation.

Code 21 has exactly 16 pre-images (the maximum) for all states (other than garden-of-Eden states), for all array lengths exactly divisible by five (the neighbourhood size). Basin fields for all other array lengths consist only of attractor cycles without transients.

An example of an $n = 5$ rule with *one-way* (left) deterministic structure is rule 1771465110. Its rule table is shown below in the same format.

T.. 31 - 16 01 10 10 01 10 01 01 10
 T.. 15 - 0 01 10 10 01 10 01 01 10

The rule table has 32 left deterministic permutations and 32 right ambiguous permutations, and is based on code 21 but with complementary rule table entries for $T_{15} - T_0$.

3.4.4 Deterministic Permutations, $K>2$

Deterministic permutations may be generalised for any value range k . The permutation is deterministic (left or right) if, for a neighbourhood size n ,

left given a_1, a_2, \dots, a_{n-1} and T , a_n is determined;
right given a_2, a_3, \dots, a_n and T , a_1 is determined.

To determine if rule table entries have *left* deterministic permutation, the outputs of the set of k neighbourhoods with the same left start string, a_1, a_2, \dots, a_{n-1} , and k alternative values of a_n (*the k-set*) are examined. If the k -set has outputs that all differ, i.e., with one example of each permitted value in the k -set, then it is termed a *left deterministic k-set*. If all k -sets making up the rule table are left deterministic, then the rule is a *left limited pre-image rule*, with maximum pre-imaging less than k^{n-1} irrespective of array size (the converse argument applies to a *right deterministic k-set* and *right limited pre-image rules*). If the rule has two-way deterministic structure (left and right), then pre-imaging may equal the maximum of k^{n-1} .

For instance, if $n = 3$ and $k = 3$ (with values 0, 1 and 2), then a segment of the rule table, consisting of a left deterministic k -set, may appear as follows

002 001 000 neighbourhoods
 0 1 2 outputs

3.5 The Reverse Algorithm

where each permutation is deterministic, whereas the non-deterministic k -set

002 001 000 neighbourhoods
 1 1 2 outputs

consists of two ambiguous permutations $002 \rightarrow 1$ and $001 \rightarrow 1$ and one deterministic permutation $000 \rightarrow 2$.

The example above demonstrates that if $k > 2$, deterministic permutations may exist within a non-deterministic k -set (This is not the case with a $k = 2$, binary CA). The number of deterministic permutations in a k -set depends on the distribution of the k values to the k outputs. If some values are missing, resulting in the same values assigned to several outputs, then there must be some ambiguous (and some excluded) permutations. The *degree of ambiguity* of ambiguous permutations depends on how many neighbourhoods in the k -set share the same output. If only part of the k values are used for the outputs to a k -set, then the number of deterministic permutations in the k -set will equal the number of outputs that occur once only.

As with $k = 2$ rules, ambiguous permutations will amplify the rate of increase of pre-imaging with increasing array size (with greater amplification for a greater degree of ambiguity); deterministic and excluded permutations will inhibit the rate of increase.

3.5 The Reverse Algorithm

This section describes the logic for directly generating pre-images, starting with the *limited pre-image rules*. It was shown in section 3.4 that limited pre-image rules have a fixed maximum number of pre-images, mp , to any node irrespective of array length. For a neighbourhood size n , $mp \leq 2^{n-1}$. The rules may be expressed as simple algorithms relating the target cell to neighbourhood values; these rule algorithms are included below. The limited pre-image rules are examined in the order of increasing n .

3.5.1 Pre-images of $n=1$ Limited Pre-image Rules

Consider the neighbourhood... A B C
 and the target cell T

The trivial $n = 1$ rule subset, expressed as $n = 3$ rules, has neighbourhoods as follows (where "*" signifies a wild card, a member of the $n = 3$ neighbourhood that is irrelevant to the target)

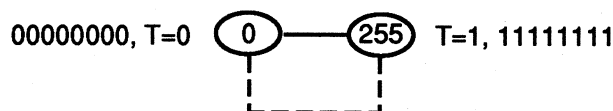
* B *, A * *, * * C.

The $n = 1$ rule table consists of 2 entries.

1 0 neighbourhoods
 Rule table.. T_1 T_0 outputs

If $T_1 = T_0$ (an ambiguous permutation), then the rule belongs to the trivial $n = 0$ rule cluster (a subset of $n = 1$). The rule cluster 0 is shown below, where every state in state space is the pre-image of one of the two *uniform states*, all 0s or 1s.

SYMMETRICAL CLUSTER 0.



If $T_1 \neq T_0$, the rule has deterministic structure.

34 THREE The Transition Function and Global Dynamics

Consider the $n = 3$ rule table:

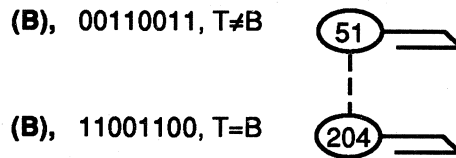
	111	110	101	100	011	010	001	000	neighbourhoods
Rule table..	T_7	T_6	T_5	T_4	T_3	T_2	T_1	T_0	outputs

Matching wildcard neighbourhoods with the $n = 3$ rule table, we obtain the following $n = 3$ deterministic structures for $n = 1$ rules.

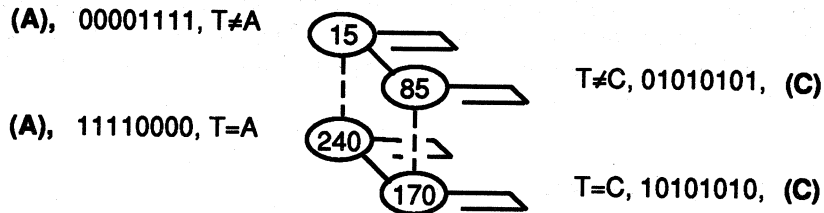
- * **B** * rules....($T_7 = T_6 = T_3 = T_2$) \neq ($T_5 = T_4 = T_1 = T_0$);
- A** * * rules....($T_7 = T_6 = T_5 = T_4$) \neq ($T_3 = T_2 = T_1 = T_0$);
- * * **C** rules....($T_7 = T_5 = T_3 = T_1$) \neq ($T_6 = T_4 = T_2 = T_0$).

Rules that satisfy these conditions are $n = 1$ limited pre-image rules. They are shown below expressed as $n = 3$ rules, in their respective rule clusters, with the rule table, rule number, and rule algorithm.

SYMMETRICAL CLUSTER 51.



FULLY ASYMMETRIC CLUSTER 15.



The behaviour and basin field structure of $n = 1$ rules is predictable and $n = 1$ limited pre-image rules are reversible. Every state must have one pre-image; therefore, there are no garden-of-Eden states nor transients, and all states belong to attractor cycles.

3.5.2 Pre-images of $n=2$ Limited Pre-image Rules

Consider the neighbourhood... **A B C**
and the target cell **T**

Expressed as $n = 3$ rules, the $n = 2$ rules have neighbourhood as follows, where "*" signifies a wild card:

$$A B *, * B C.$$

The $n = 2$ rule table consists of four entries.

	11	10	01	00	neighbourhoods
Rule table..	T_3	T_2	T_1	T_0	outputs

Given this rule table, a rule has deterministic structure

- if (left) $T_3 \neq T_2$ and $T_1 \neq T_0$,
- or (right) $T_3 \neq T_1$ and $T_2 \neq T_0$.

Consider the $n = 3$ rule table:

	111	110	101	100	011	010	001	000	neighbourhoods
Rule table..	T_7	T_6	T_5	T_4	T_3	T_2	T_1	T_0	outputs

Matching wildcard neighbourhoods with the $n = 3$ rule table, we obtain the following $n = 3$ deterministic structures for $n = 2$ rules.

left **A B *** rules.....($T_7 = T_6$) \neq ($T_5 = T_4$) and ($T_3 = T_2$) \neq ($T_1 = T_0$);
 right *** B C** rules.....($T_7 = T_3$) \neq ($T_5 = T_1$) and ($T_6 = T_2$) \neq ($T_4 = T_0$).

Looking back at the $n = 1$ rules, cluster 51 satisfies both conditions, and cluster 15 satisfies one or the other condition.

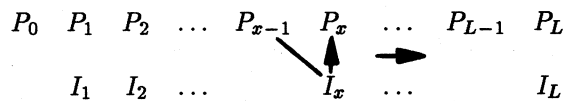
The $n = 2$ rules that satisfy these conditions are limited pre-image rules. They are shown below expressed as $n = 3$ rules, in their respective rule clusters, with the rule table, rule number, and rule algorithm.

DOUBLY ASYMMETRIC CLUSTER 60.

<p>(AB), 00111100, if A=B, T=0 else 1</p> <p>(BC), 01100110, if B=C, T=0 else 1</p>		<p>if A=B, T=1 else 0, 11000011</p> <p>if B=C, T=1 else 0, 10011001</p>
---	--	---

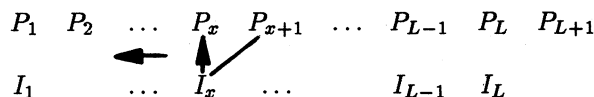
Note that the $n = 2$ rule table for these rules has *two-way* deterministic structure, but the $n = 3$ rule table has *one-way* deterministic structure. For **AB** rules, **A** and **T** will determine **B** (left to right); conversely, for **BC** rules, **B** and **T** will determine **C** (right to left).

Consider an unknown pre-image, $P_0, P_1, P_2, \dots, P_L, P_{L+1}$ (with notional values P_0 and P_{L+1}) of the known successor line of length L , I_1, I_2, \dots, I_L . As boundary conditions are periodic, $P_0 = P_L$ and $P_{L+1} = P_1$. To derive pre-images, the value of P_0 is assumed, and the rule table used to determine, from left to right, successive values of P_x according to P_{x-1} and I_x .



When the final value P_L is derived, if $P_L = P_0$, then periodic boundary conditions are satisfied, and the pre-image is valid. As P_0 can have two assumed values, 0 and 1, each is assumed in turn to generate, at most, one pre-image, resulting in a maximum of two possible pre-images.

Conversely, pre-images may be derived by assuming P_{L+1} , and determining, from *right to left*, successive values of P_x according to P_{x+1} and I_x .



If $P_1 = P_{L+1}$, the pre-image is valid, and the same conclusions apply as with the left to right procedure.

3.5.3 Pre-images of n=3 Limited Pre-image Rules

Consider the neighbourhood... **A B C**
 and the target cell **T**

Consider the $r = 3$ rule table:

	111	110	101	100	011	010	001	000	neighbourhoods
Rule table..	T_7	T_6	T_5	T_4	T_3	T_2	T_1	T_0	outputs

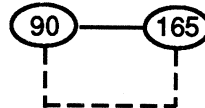
As shown in section 3.4, deterministic structures for $n = 3$ rules (left, right or two-way) are as follows:

- left (AB rules)..... $T_7 \neq T_6$ and $T_5 \neq T_4$ and $T_3 \neq T_2$ and $T_1 \neq T_0$;
- right (BC rules)..... $T_7 \neq T_3$ and $T_5 \neq T_1$ and $T_6 \neq T_2$ and $T_4 \neq T_0$;
- two-way (ABC rules).....both of the above conditions are true.

Looking back at the $n < 3$ rules, the $n = 1$ cluster 15 and the $n = 2$ cluster 60 are either AB or BC rules. The $n = 3$ limited pre-image rules are set out below.

SYMMETRIC CLUSTER 90.

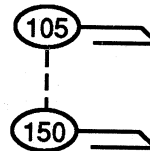
(ABC), 01011010, if $A=C$, $T=0$ else 1



if $A=C$, $T=1$ else 0, 10100101

SYMMETRIC CLUSTER 105.

(ABC), 01101001, if $A \neq C$, $T=B$ else \bar{B}



(ABC), 10010110, if $A=C$, $T=B$ else \bar{B}

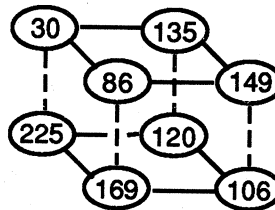
SEMI-ASYMMETRIC CLUSTER 30.

(BC), 00011110, if $BC=00$, $T=A$ else \bar{A}

(AB), 01010110, if $AB=00$, $T=C$ else \bar{C}

(BC), 11100001, if $BC=00$, $T=\bar{A}$ else A

(AB), 10101001, if $AB=00$, $T=C$ else \bar{C}



if $BC=11$, $T=A$ else \bar{A} , 10000111

if $AB=11$, $T=C$ else \bar{C} , 10010101

if $BC=11$, $T=\bar{A}$ else A, 01111000

if $AB=11$, $T=\bar{C}$ else C, 01101010

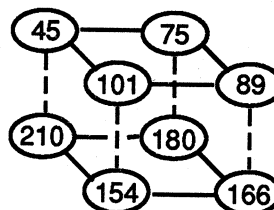
SEMI-ASYMMETRIC CLUSTER 45.

(BC), 00101101, if $B < C$, $T=A$ else \bar{A}

(AB), 01100101, if $A > B$, $T=\bar{C}$ else C

(BC), 11010010, if $B < C$, $T=\bar{A}$ else A

(AB), 10011010, if $A > B$, $T=C$ else \bar{C}



if $B > C$, $T=A$ else \bar{A} , 01001011

if $A < B$, $T=C$ else \bar{C} , 01011001

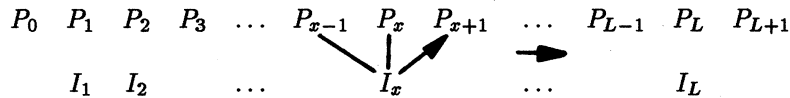
if $B > C$, $T=\bar{A}$ else A, 10110100

if $A < B$, $T=\bar{C}$ else C, 10100110

The rules have deterministic structure of the following type,

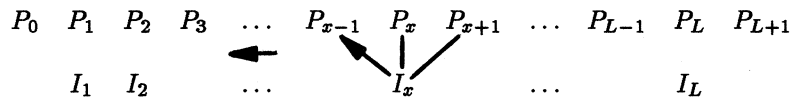
- left AB rules, AB and T will determine C;
- right BC rules, BC and T will determine A;
- two-way ABC rules, both the above will apply.

To determine the set of pre-images of a given state for **AB** rules, consider an unknown pre-image, $P_0, P_1, P_2, \dots, P_L, P_{L+1}$ (with notional values P_0 and P_{L+1}) of the known successor line of length L , I_1, I_2, \dots, I_L . As boundary conditions are periodic, $P_0 = P_L$ and $P_{L+1} = P_1$. To derive pre-images, the value of the start string, P_0P_1 , is assumed and the rule table used to determine, from left to right, successive values of P_{x+1} according to P_{x-1}, P_x , and I_x .



If $P_L = P_0$ and $P_{L+1} = P_1$, then periodic boundary conditions are satisfied, and the pre-image is valid. As the start string, P_0P_1 , can have four values (00, 01, 10, 11), each is assumed in turn to generate at most one pre-image, resulting in a maximum of four possible pre-images.

Conversely, for **BC** rules, pre-images may be derived by assuming the start string, $P_L P_{L+1}$, and determining, from right to left, successive values of P_{x-1} according to P_{x+1}, P_x and I_x .



If $P_L = P_0$ and $P_{L+1} = P_1$, then the pre-image is valid, and the same conclusions apply as with the left-to-right procedure.

Clusters 30 and 45 have *one-way* deterministic structure, either left (**AB**), or right (**BC**). Such rules have *excluded permutations* that reduces maximum pre-imaging to 3 (see section 3.4).

Consider the neighbourhood... **A B C**
and the target cell **T**

and the rule tables for the **AB** rule 86 (cluster 30) and 101 (cluster 45), which have *left* deterministic structure.

Rule table..	111	110	101	100	011	010	001	000	neighbourhoods
	T_7	T_6	T_5	T_4	T_3	T_2	T_1	T_0	outputs
	0	1	0	1	0	1	1	0	rule 86
	0	1	1	0	0	1	0	1	rule 101

Every permutation of **AB** and **T** will give a unique value of **C**. However there are two permutations of **BC** and **T** which are forbidden, $\begin{matrix} 1 & 1 \\ 1 & 1 \end{matrix}$ and $\begin{matrix} 1 & 0 \\ 1 & 0 \end{matrix}$

Thus, for any value of **T**, there is one forbidden value of the string **BC**. To determine the set of pre-images, we assumed in turn the four alternative start strings, P_0P_1 . However, one of these start strings must be invalid; therefore, maximum pre-imaging = 3. An equivalent argument can be made for all the other rules in the clusters 30 and 45.

3.5.4 The Reverse Algorithm for Pre-images of Any n=3 Rule

Consider the neighbourhood... **A B C**
and the target cell **T**

Consider the $n = 3$ rule table:

Rule table..	111	110	101	100	011	010	001	000	neighbourhoods
	T_7	T_6	T_5	T_4	T_3	T_2	T_1	T_0	outputs

and the limited pre-image rules with one, or both, of the following deterministic structures:

- left (**AB** rules)..... $T_7 \neq T_6$ and $T_5 \neq T_4$ and $T_3 \neq T_2$ and $T_1 \neq T_0$;
- right (**BC** rules)..... $T_7 \neq T_3$ and $T_5 \neq T_1$ and $T_6 \neq T_2$ and $T_4 \neq T_0$.

A deterministic structure has a complete set of *deterministic permutations*, with *unequal pairs* of outputs of the form $T_7 \neq T_6$; given a *left start string* $\mathbf{AB} = 11$ and \mathbf{T} , \mathbf{C} is determined. If, however, there are *ambiguous permutations* with equal pairs of the form $T_7 = T_6$, and if \mathbf{AB} and \mathbf{T} is not an *excluded permutation*, then \mathbf{C} could be 0 or 1 with equal validity.

Most rules have a mixture of ambiguous permutations (which amplify pre-imaging), and deterministic and excluded permutations (which inhibit pre-imaging).

To determine the set of pre-images of a given state for *any* rule, consider an unknown pre-image, $P_0, P_1, P_2, \dots, P_L, P_{L+1}$ (with notional values P_0 and P_{L+1}) of the known successor line of length L , I_1, I_2, \dots, I_L . As boundary conditions are periodic, $P_0 = P_L$ and $P_{L+1} = P_1$. To derive the values of successive cells of a candidate pre-image, the value of the start string, P_0P_1 , is assumed and the rule table used to determine, from left to right, successive values of P_{x+1} according to P_{x-1} , P_x , and I_x . As the start string accretes more cell values, we call it the *partial pre-image*.

$$\begin{array}{cccccccccccc} P_0 & P_1 & P_2 & P_3 & \dots & P_{x-1} & P_x & P_{x+1} & \dots & P_{L-1} & P_L & P_{L+1} \\ & & & & & & & \longrightarrow & & & & & \\ & I_1 & I_2 & & \dots & & I_x & & & & & I_L & \end{array}$$

At each step, the following procedure is enacted:

1. If P_{x-1} , P_x , and I_x make up an *excluded* permutation, abandon the start string or partial pre-image. Resume derivation of the next partial pre-image (step 5).
2. If P_{x-1} , P_x , and I_x make up a *deterministic* permutation, P_{x+1} has a unique value; proceed to the next cell (step 1).
- 3a. If P_{x-1} , P_x , and I_x make up an *ambiguous* permutation, P_{x+1} could be 0 or 1 with equal validity; assume 0.
- 3b. If P_x , P_{x+1} , and I_x make up an *excluded* permutation, change P_{x+1} to 1, and proceed to the next cell (step 1).
- 3c. If P_x , P_{x+1} , and I_x do *not* make up an *excluded* permutation, record the partial pre-image ending with $P_{x+1} = 1$, adding it to the *partial pre-image queue*. Reassume $P_{x+1} = 0$ and proceed to the next cell (step 1). At each new cell position, it may be necessary to add one partial pre-image to the queue.
4. Once the pre-image (ending with P_{L+1}) is completed, if periodic boundary conditions ($P_L = P_0$ and $P_{L+1} = P_1$) are *not* satisfied, the pre-image is abandoned; if satisfied, the pre-image is added to the list of valid pre-images.
5. Take the earliest partial pre-image, recorded in step 3, from the head of the partial pre-image queue and proceed to the next cell (step 1). More partial pre-images may be added to the end of the queue at step 3, and removed from the beginning of the queue at step 5, until none remain.
6. When the partial pre-image queue is exhausted, all possible pre-images, starting with the start string P_0P_1 , have been derived without duplication. The procedure is repeated in turn for the three remaining values of P_0P_1 .

The *reverse algorithm* will compute all possible pre-images, without duplication, to a given CA state for any rule and any array length, provided that the number of partial pre-images in the partial pre-image queue at any one time is within the limits of the computer system's memory. For an array size L , and a state with p pre-images, if the time required to output the full set of pre-images is t_p , it is estimated that, using this algorithm, t_p increases arithmetically with L and p (garden-of-Eden states are identified instantly), whereas, if the whole state space is exhaustively tested for pre-images, for any p , however small, t_p increases exponentially as 2^L .

3.5.5 Pre-images of $n=5$ Rules

Pre-images for $n = 5$ rules, or indeed $n > 5$ rules, may be computed with an extended reverse algorithm.

Consider the $n = 5$ neighbourhood... $a_1 a_2 a_3 a_4 a_5$
and the target cell \mathbf{T}

and consider the 32 neighbourhoods and their outputs $T_{31} \dots T_0$:

a_1 -	1 1 1 1 1 1 1 1 1 1 1 1 1 1 1 1	0 0 0 0 0 0 0 0 0 0 0 0 0 0 0 0
a_2 -	1 1 1 1 1 1 1 1 0 0 0 0 0 0 0 0	1 1 1 1 1 1 1 1 0 0 0 0 0 0 0 0
a_3 -	1 1 1 1 0 0 0 0 1 1 1 1 0 0 0 0	1 1 1 1 0 0 0 0 1 1 1 1 0 0 0 0
a_4 -	1 1 0 0 1 1 0 0 1 1 0 0 1 1 0 0	1 1 0 0 1 1 0 0 1 1 0 0 1 1 0 0
a_5 -	1 0 1 0 1 0 1 0 1 0 1 0 1 0 1 0	1 0 1 0 1 0 1 0 1 0 1 0 1 0 1 0
$T_{..}$	 31...	 ...3 2 1 0

Deterministic structures for $n = 5$ rules (left, right, or two-way) are as follows:

left $T_{31} \neq T_{30}$ and $T_{29} \neq T_{28}$ and ... $T_3 \neq T_2$ and $T_1 \neq T_0$,
generally, for odd $x = 1$ to 31, $T_x \neq T_{x-1}$;

right $T_{31} \neq T_{15}$ and $T_{30} \neq T_{14}$ and ... $T_{17} \neq T_1$ and $T_{16} \neq T_0$,
generally, for $x = 0$ to 15, $T_{x+16} \neq T_x$.

Given a *left* deterministic permutation, the start string $a_1 a_2 a_3 a_4$ and T will determine a_5 . The start string is four cells long, and thus has $2^4 = 16$ permutations, so maximum pre-imaging will be 16, irrespective of array size. Conversely, given a *right* deterministic permutation, the start string $a_2 a_3 a_4 a_5$ and T will determine a_1 , and the same conclusions apply.

The vast majority of $n = 5$ limited pre-image rules will have *one-way* deterministic structure, and will therefore have *excluded permutations*, resulting in less than maximum pre-imaging. Generally for a neighbourhood of size n , maximum pre-imaging is less than or equal to 2^{n-1} .

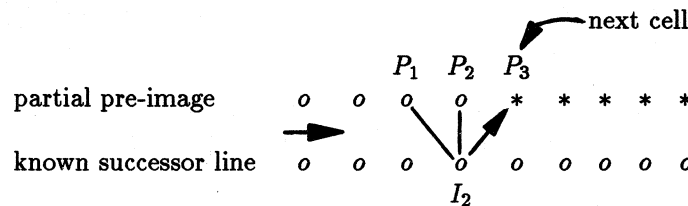
The procedure for deriving the pre-images of any $n = 5$ rule, takes into account deterministic, forbidden and ambiguous permutations, in an extension of the algorithm presented in section 3.5.4. In principle, the reverse algorithm may be applied to rules with any value of n , and may be extended for $k > 2$.

3.6 The Z Parameter

We will define *maximum pre-imaging* as the greatest number of incoming arcs to any node in a basin of attraction field. Maximum pre-imaging as a function of array length (see the data in the Atlas) would be expected to tie into other quantifiable measures of basin fields, for example, the density of garden-of-Eden nodes, and would reflect the degree of *convergence* of state space, discussed further in chapter 4. It would be useful to identify a quantifiable parameter implicit in the rule table that reflected such behaviour.

It is possible to quantify the *probability* that the *next unknown cell* in a partial pre-image is determined (i.e., has one solution, either 0 or 1); this will reflect the maximum pre-imaging exhibited and its variation with array length L , characteristic of a given rule. This probability is referred to as the *Z parameter*.

Consider the reverse algorithm for computing a pre-image (either from left to right, or conversely from right to left) as described in section 3.8. The left-to-right computation is represented by the diagram below:



where "o" represents a known cell value, and "*" an unknown value.

As a first approximation, the minimum value of Z is the proportion of *deterministic permutations* in a rule table, left or right, whichever is greater. It was demonstrated in section 3.4 that, if the rule table has a *deterministic*

structure, i.e., 100% deterministic permutations, then the probability that the next cell is determined equals 1, and the rule is a *limited pre-image rule*. Maximum pre-imaging, mp , is constant with increasing L .

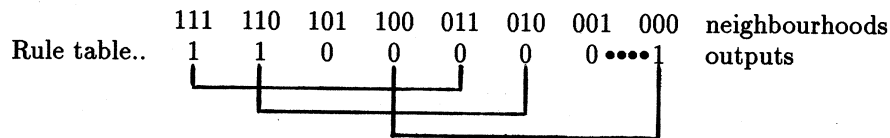
$$Z = 1, \quad mp \leq 2^{n-1}.$$

If the rule table has no deterministic permutations, for instance, the trivial rule 0, then the probability that the next cell is determined equals 0, and mp diverges exponentially as a function of L

$$Z = 0, \quad mp = 2^L.$$

The overwhelming majority of possible rules will have a rule table that has an intermediate proportion of deterministic permutations; Z and mp will have intermediate values.

For example, the $n = 3$ rule 193 has the rule table,



Left deterministic permutations are linked by a dotted line; the total, DP_L , equals 2. Right deterministic permutations are linked by a solid line; the total, DP_R , equals 6. The greater value as a proportion of the total of eight neighbourhoods equals $6/8$, so $Z = .75$.

Maximum pre-imaging data for rule 193, taken from the Atlas, is tabulated below in relation to L , with the intermediate function $\sqrt{2^L}$ listed as a rough yardstick for assessing the divergence of mp with L .

$L..$	1	2	3	4	5	6	7	8	9	10	11	12	13	14	15
$mp..$	2	2	3	2	5	5	7	10	12	17	22	29	39	51	68
$\sqrt{2^L}$		2		4		8		16		32		64		128	

For an example of an $n = 5$ rule, consider the totalistic rule, code 50. The rule table is shown below in two parts, one below the other.

T..	31 - 16	1	1	1-0	1-0	0	0	1-0	0	0	0	0	0	0	0-1
T..	15 - 0	1-0	0	0	0	0	0-1	0	0	0-1	0-1	0-1	1-0		

Left deterministic permutations are linked by a horizontal dash; the total, DP_L , equals 18. Right deterministic permutations are linked vertically; the total, DP_R , equals 18. Therefore, $Z = 18/32 = 0.5625$ (note that *symmetric* rules must have the same number of left and right deterministic permutations, and all totalistic rules are symmetrical). Maximum pre-imaging data for code 50, taken from the Atlas, is tabulated below, with the intermediate function $\sqrt{2^L}$ listed as a rough yardstick for assessing the divergence of mp with L .

$L..$	3	4	5	6	7	8	9	10	11	12	13	14	15	16
$mp..$	2	7	21	21	15	31	55	123	155	205	313	549	951	1423
$\sqrt{2^L}$		4		8		16		32		64		128		256

The divergence of mp with L relates inversely to Z (see chapter 4). For instance, the divergence of mp for rule 193 ($Z = .75$) is less than $\sqrt{2^L}$, whereas the divergence of mp for code 50 ($Z = .5625$) is greater than $\sqrt{2^L}$.

3.6.1 Corrected Z Parameter: n=3

Within the rule table of, say, an $n = 3$ rule, there may be *hidden deterministic permutations* present relating to the smaller neighbourhoods, $n = 2$ and $n = 1$. Within an $n = 5$ rule table there may be hidden deterministic

permutations relating to the smaller neighbourhoods, $n = 4$, $n = 3$, $n = 2$, and $n = 1$. Generally, an $n = z$ rule table may include deterministic permutations relating to neighbourhoods smaller than z . The first approximation of the value of the Z parameter must be corrected upward in many cases to take this into account.

Consider the $n = 3$ neighbourhood... $\begin{matrix} A & B & C \\ \swarrow & \downarrow & \nearrow \\ & T & \end{matrix}$ In a left deterministic permutation, **AB** and **T** will determine **C** (conversely, right).

and the target cell

The $n = 3$ rule table for rule 51, with neighbourhoods rearranged vertically, is shown below,

A..	11	11	00	00	
B..	11	00	11	00	
C..	10	10	10	10	neighbourhoods ABC
T..	00	11	00	11	rule table, rule 51

Although the rule table has no deterministic permutations (left or right), relating to the neighbourhood **ABC**, it has 100% *left deterministic permutations* relating to the neighbourhood **AB**, where row **C** can be ignored; thus,

the neighbourhood... $\begin{matrix} A & B & C \\ \swarrow & \uparrow & \\ & T & \end{matrix}$ Given **A** and **T**
 and the target cell **B** is determined;
C is irrelevant.

For an $n = 3$ rule, there will be three types of deterministic permutations (left and right), labelled $n3$, $n2$, and $n1$, as tabulated below:


neighbourhood	size	left	right	
	$n3$	ABC	ABC	Neighbourhoods to which the deterministic permutations relate.
	$n2$	AB	BC	
	$n1$	A	C	

To count the number of the three types of deterministic permutations in a rule table, it is convenient to visualise a set of deterministic *templates* that are applied to the rule table to check if specific deterministic permutations exist. For $n = 3$ rules there will be a left and a right set of three templates, $n3$, $n2$, and $n1$.

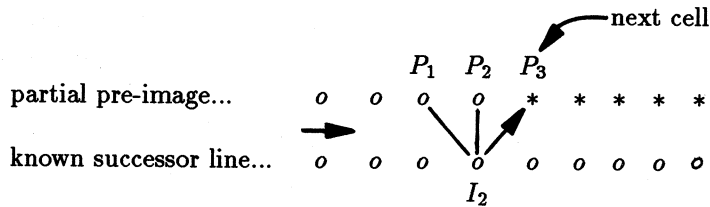
$n=3$. The $n3$ *template* (left or right) follows the definition described in section 3.4. The template size equals 2 and occupies 1/4 of the rule table, with a maximum of four positions. (In all the following examples, left and right templates and the corresponding deterministic permutation diagrams are illustrated.)



The curved link indicates rule table entries are different:



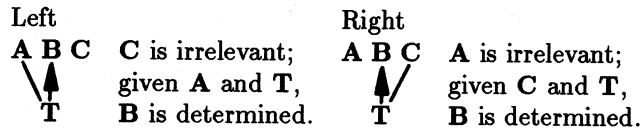
Let n_3 be the number of *left* n_3 template positions. Then the probability that $P_1 P_2 P_3$ belongs to a neighbourhood on an n_3 template equals $n_3/4$. If so, P_1, P_2 , and I_2 will determine the *next cell* P_3 , illustrated in the diagram below (conversely, *right*).



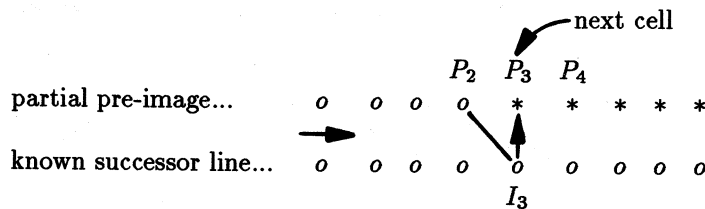
n=2. The n_2 template (left or right), size 4, has two possible positions and occupies 1/2 the rule table.



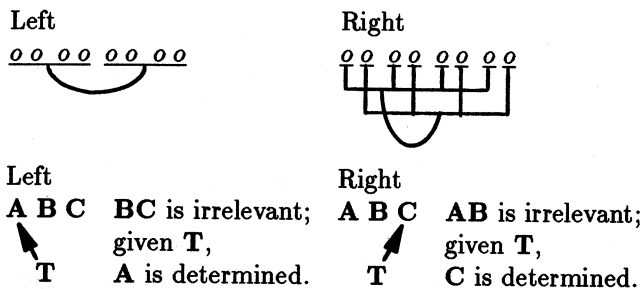
The underline (or linked underlines) indicated entries are equal; the curved link indicates the two sets of equal entries are different.



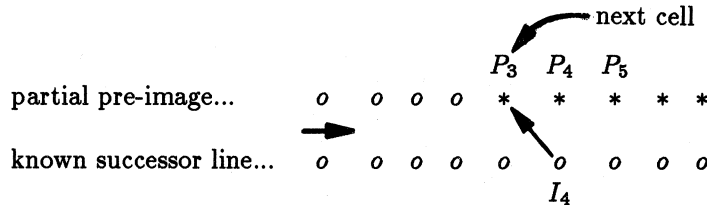
Let n_2 be the number of *left* n_2 template positions. Then the probability that $P_2 P_3 P_4$ belongs to a neighbourhood on an n_2 template equals $n_2/2$. If so, P_2 and I_3 will determine the *next cell* P_3 , illustrated in the diagram below (conversely, *right*).



n=1. The trivial n_1 template (left or right), size 8, has one possible position and occupies the entire rule table.



If a left n_1 template fits, then $n_1 = 1$. The probability that $P_3P_4P_5$ belongs to a neighbourhood on the n_1 template equals n_1 . If so, I_4 will determine the next cell P_3 , illustrated in the diagram below (conversely, right).



To summarise, given an $n = 3$ rule, the number of positions where the three types of template fit the rule table are designated as follows,

- n_3 (max 4) ... n_3 template (size 2)
- n_2 (max 2) ... n_2 template (size 4)
- n_1 (max 1) ... n_1 template (size 8)

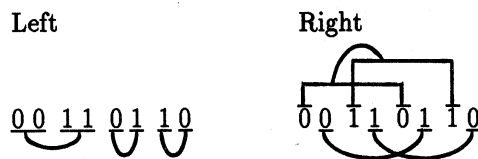
Templates relating to a given direction are mutually exclusive; a given rule table entry may not connect to more than one left template and one right template. The following method will give the corrected probability that the next cell is determined, thus the corrected value of Z . The method described below computes Z_L , from left to right. A converse, but otherwise identical method computes Z_R , from right to left.

- n_3 : let p_3 be the probability that the next cell is determined by n_3 , $p_3 = n_3/4$; the probability that it is not determined, $\bar{p}_3 = 1 - p_3$
- n_2 : if not determined by n_3 , let p_2 be the probability that the next cell is determined by n_2 , $p_2 = n_2/2 \times \bar{p}_3$
- n_1 : this is a special case, as the n_1 template takes up the whole rule table. Let p_1 be the probability that the next cell is determined by n_1 , $p_1 = n_1$ (note: if $n_1 = 1$, Z_L and $Z_R = 1$)

$$Z_L = p_3 + p_2 + p_1.$$

The corrected parameter $Z = Z_L$ or Z_R , whichever is greater.

As an example, consider the $n = 3$ rule 54. The rule table is set out below; left template positions are $n_3 = 2$ and $n_2 = 1$ and right template positions are $n_3 = 2$ and $n_2 = 1$



Left procedure (same for right)

$$p_3 = n_3/4 = 2/4 = 1/2. \quad \bar{p}_3 = 1 - 1/2 = 1/2$$

$$p_2 = n_2/2 \times \bar{p}_3 = 1/2 \times 1/2 = 1/4$$

$$Z_L = p_3 + p_2 = 1/2 + 1/4 = 3/4$$

$$Z_L = Z_R, \quad \text{so } Z = .75$$

3.6.2 Corrected Z Parameter: n=5

Consider the rule table for $n = 5$ rules, with 32 neighbourhoods and their outputs $T_{31} \dots T_0$:

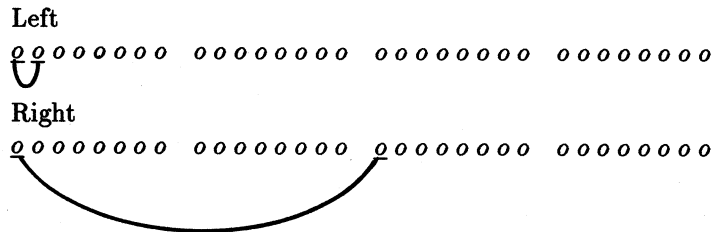
a_1 -	1 1 1 1 1 1 1 1 1 1 1 1 1 1 1 1	0 0 0 0 0 0 0 0 0 0 0 0 0 0 0 0
a_2 -	1 1 1 1 1 1 1 1 0 0 0 0 0 0 0 0	1 1 1 1 1 1 1 1 0 0 0 0 0 0 0 0
a_3 -	1 1 1 1 0 0 0 0 1 1 1 1 0 0 0 0	1 1 1 1 0 0 0 0 1 1 1 1 0 0 0 0
a_4 -	1 1 0 0 1 1 0 0 1 1 0 0 1 1 0 0	1 1 0 0 1 1 0 0 1 1 0 0 1 1 0 0
a_5 -	1 0 1 0 1 0 1 0 1 0 1 0 1 0 1 0	1 0 1 0 1 0 1 0 1 0 1 0 1 0 1 0
T..	31...	...3 2 1 0

There will be five types of deterministic permutations (left and right), labelled n_5, n_4, n_3, n_2 , and n_1 , as tabulated below:

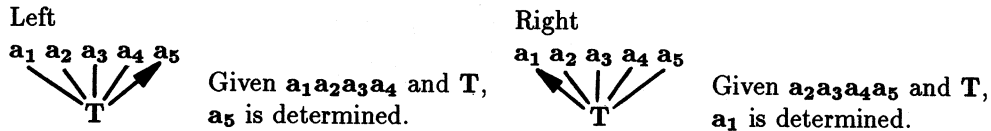
neighbourhood	left	right
size		
n_5	$a_1 a_2 a_3 a_4 a_5$	$a_1 a_2 a_3 a_4 a_5$
n_4	$a_1 a_2 a_3 a_4$	$a_2 a_3 a_4 a_5$
n_3	$a_1 a_2 a_3$	$a_3 a_4 a_5$
n_2	$a_1 a_2$	$a_4 a_5$
n_1	a_1	a_5

Neighbourhoods to which the deterministic permutations relate.

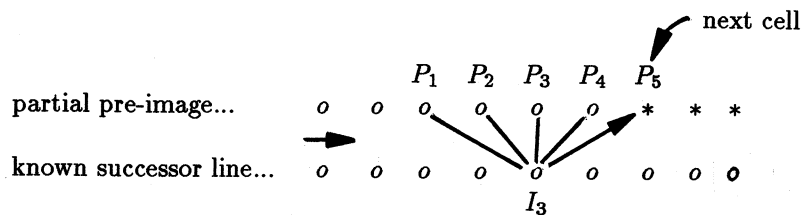
n=5. The n_5 template (left or right) follows the definition described in section 3.4. The template size equals 2 and occupies 1/16 of the rule table, with a maximum of 16 positions. It is shown below.



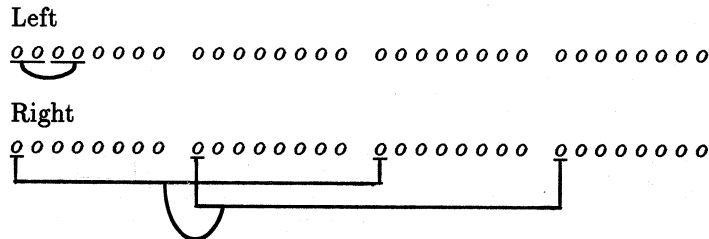
The curved link indicates rule table entries are different:



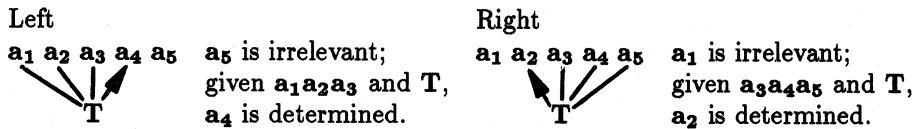
Let n_5 be the number of *left* n_5 template positions. Then the probability that $P_1P_2P_3P_4P_5$ belongs to a neighbourhood on an n_5 template equals $n_5/16$. If so, $P_1P_2P_3P_4$ and I_3 will determine the *next cell* P_5 , as illustrated in the diagram below (conversely, *right*).



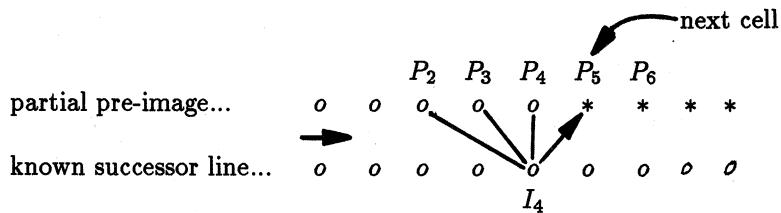
n=4. The n_4 template (left or right), size 4, has eight possible positions and occupies 1/8 the rule table.



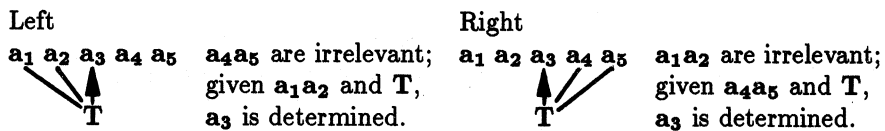
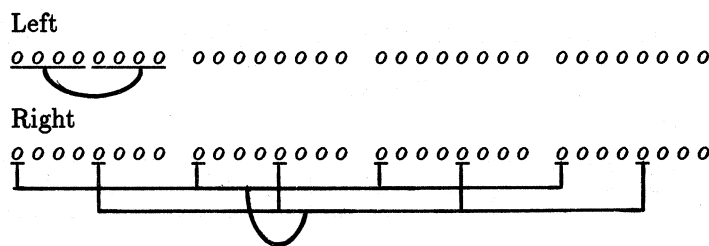
The underline (or linked underlines) indicates entries are equal; the curved link indicates the two sets of equal entries are different.



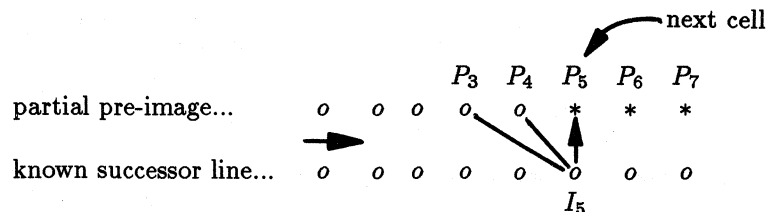
Let n_4 be the number of *left* n_4 template positions. Then the probability that $P_2P_3P_4P_5P_6$ belongs to a neighbourhood on an n_4 template equals $n_4/8$. If so, $P_2P_3P_4$ and I_4 will determine the *next cell* P_5 , as illustrated in the diagram below (conversely, *right*).



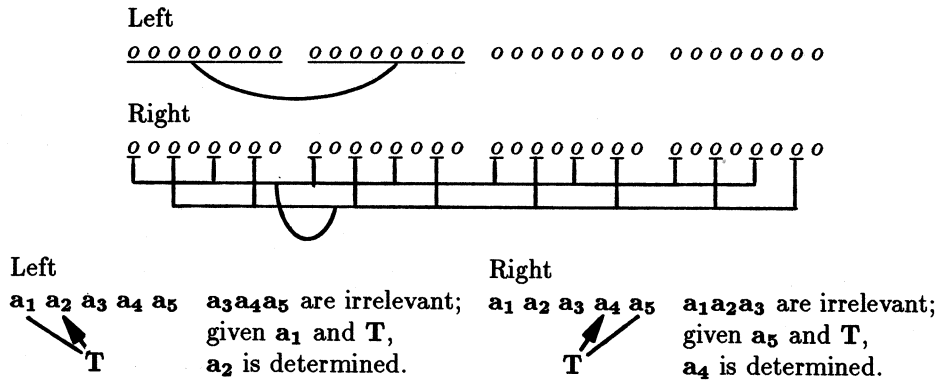
n=3. The n_3 template (left or right), size 8, has four possible positions and occupies 1/4 the rule table.



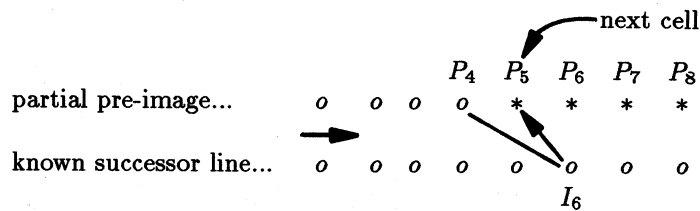
Let n_3 be the number of *left* n_3 template positions. Then the probability that $P_3P_4P_5P_6P_7$ belongs to a neighbourhood on an n_2 template equals $n_3/4$. If so, P_3P_4 and I_5 will determine the *next cell* P_5 , as illustrated in the diagram below (conversely, *right*).



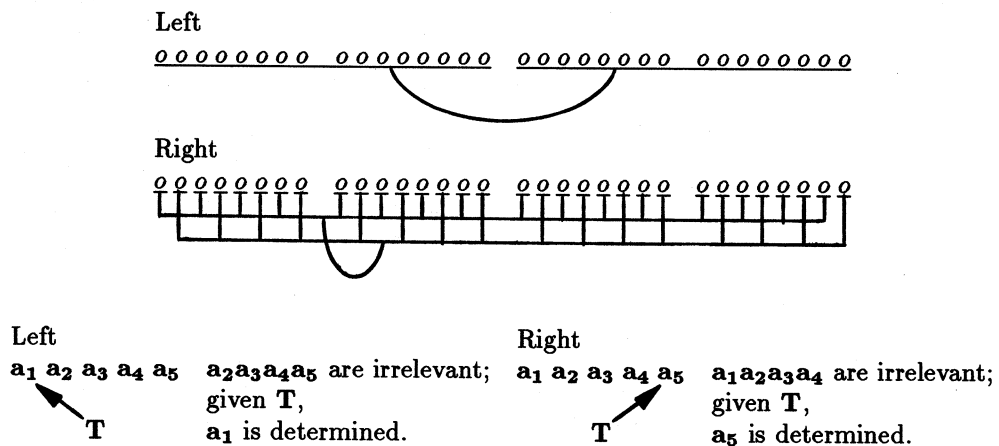
n=2. The n_2 template (left or right), size 16, has two possible positions and occupies 1/2 the rule table.



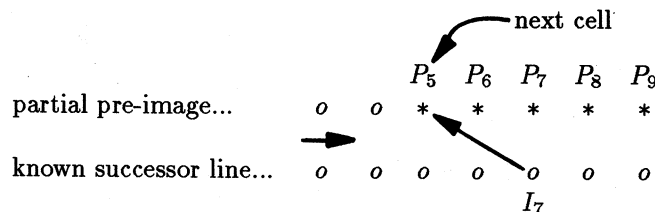
Let n_2 be the number of *left* n_2 template positions. Then the probability that $P_4 P_5 P_6 P_7 P_8$ belongs to a neighbourhood on an n_2 template equals $n_2/2$. If so, P_4 and I_6 will determine the *next cell* P_5 , as illustrated in the diagram below (conversely, *right*).



n=1. The trivial n_1 template (left or right), size 32, has one possible position and occupies the entire the rule table.



If a *left* n_1 template fits, then $n_1 = 1$. The probability that $P_5 P_6 P_7 P_8 P_9$ belongs to a neighbourhood on an n_1 template equals n_1 . If so, I_7 will determine the *next cell* P_5 , as illustrated in the diagram below (conversely, *right*).



To summarise, given an $n = 5$ rule, the number of positions where the five types of template fit the rule table are designated as follows:

- n_5 (max 16) ... n_5 template (size 2)
- n_4 (max 8) ... n_4 template (size 4)
- n_3 (max 4) ... n_3 template (size 8)
- n_2 (max 2) ... n_2 template (size 16)
- n_1 (max 1) ... n_1 template (size 32)

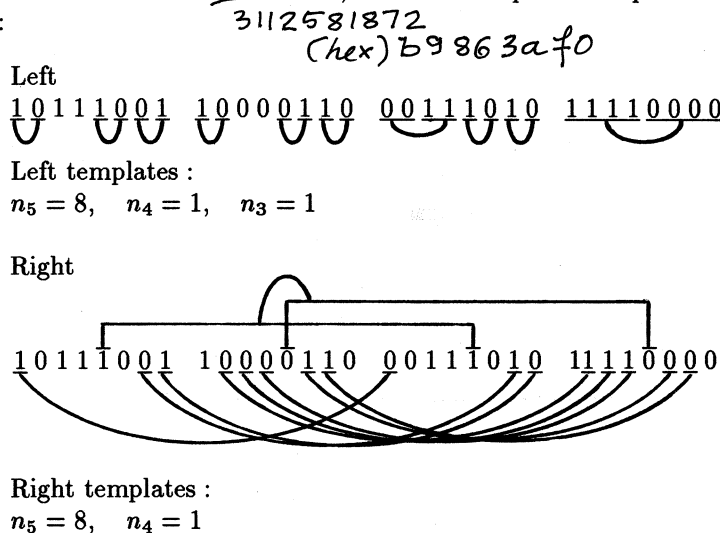
Templates relating to a given direction are mutually exclusive; a given rule table entry may not connect to more than one left template and one right template. The following method will give the corrected probability that the next cell is determined, thus the corrected value of Z . The method described below computes Z_L , from left to right. A converse but otherwise identical method computes Z_R , from right to left.

- n_5 : let p_5 be the probability that the next cell is determined by n_5 , $p_5 = n_5/16$; the probability that it is not determined, $\bar{p}_5 = 1 - p_5$.
- n_4 : if not determined by n_5 , let p_4 be the probability that the next cell is determined by n_4 , $p_4 = n_4/8 \times \bar{p}_5$; the probability that it is not determined, $\bar{p}_4 = 1 - p_5 - p_4$.
- n_3 : if not determined by n_4 , let p_3 be the probability that the next cell is determined by n_3 , $p_3 = n_3/4 \times \bar{p}_4$; the probability that it is not determined, $\bar{p}_3 = 1 - p_5 - p_4 - p_3$.
- n_2 : if not determined by n_3 , let p_2 be the probability that the next cell is determined by n_2 , $p_2 = n_2/2 \times \bar{p}_3$.
- n_1 : this is a special case, as the n_1 template takes up the whole rule table. Let p_1 be the probability that the next cell is determined by n_1 , $p_1 = n_1$. (Note: if $n_1 = 1$, Z_L and $Z_R = 1$)

$$Z_L = p_5 + p_4 + p_3 + p_2 + p_1.$$

The corrected parameter $Z = Z_L$ or Z_R , whichever is greater.

As an example, consider the $n = 5$ rule 2334561936, which has a space-time pattern illustrated in Fig. 2.2. The rule table is set out below:



Left procedure

$$\begin{aligned}
 p_5 &= n_5/16 = 8/16 = .5 & \bar{p}_5 &= 1 - .5 = .5 \\
 p_4 &= n_4/8 \times \bar{p}_5 = 1/8 \times .5 = .0625 & \bar{p}_4 &= 1 - .5 - .0625 = .4375 \\
 p_3 &= n_3/4 \times \bar{p}_4 = 1/4 \times .4375 = .109375
 \end{aligned}$$

$$Z_L = p_5 + p_4 + p_3 = .5 + .0625 + .109375 = .671875$$

Right procedure

$$p_5 = n_5/16 = 8/16 = .5 \qquad \bar{p}_5 = 1 - .5 = .5$$

$$p_4 = n_4/8 \times \bar{p}_5 = 1/8 \times .5 = .0625$$

$$Z_R = p_5 + p_4 = .5 + .0625 = .5625$$

$$Z_L > Z_R, \text{ so } Z = .671875$$

The method of computing Z gives the same result for an $n = z$ rule expressed as an $n > z$ rule. For instance, the $n = 3$ rule 54, 0011-0110, may be expressed as the $n = 5$ rule 255594300, 0000111100111100-0000111100111100. Z is the same for both rule tables.

Z is equal for rules belonging to the same rule cluster, and $Z_L = Z_R$ for *symmetric* and *fully asymmetric* rules. $Z_L \neq Z_R$ for *semi-asymmetric* rules.

The Z parameter could be extended for rules with greater neighbourhood size n , and generalised for greater value range k . The relationship between Z and Langton's λ parameter^{16,17} is discussed in chapter 4.

A set of tables, 3.2 and 3.3, showing the λ parameter, λ ratio (see chapter 4), and Z parameter for $n = 3$ rules and $n = 5$ totalistic codes appears below. Only the lowest rule number or code in each cluster is listed, and represents the whole cluster.

TABLE 3.2 $n = 5$ totalistic codes

rule code	λ parameter	λ ratio	Z parameter
0	0/32	0	0
1	1/32	0.0625	0.0625
2	5/32	0.3135	0.3125
3	6/32	0.375	0.25
4	10/32	0.625	0.625
5	11/32	0.6875	0.6875
6	15/32	0.9375	0.4375
7	16/32	1	0.375
9	11/32	0.6875	0.6875
10	15/32	0.9375	0.9375
11	16/32	1	0.875
12	20/32	0.75	0.5
13	21/32	0.6875	0.5625
14	25/32	0.4375	0.3125
17	6/32	0.375	0.375
18	10/32	0.625	0.625
21	16/32	1	1
22	20/32	0.75	0.75
25	16/32	1	0.5
30	30/32	0.125	0.125

TABLE 3.3 $n = 3$ rules

	rule number	λ parameter	λ ratio	Z parameter
symmetric rules	0	0/8	0	0
	1	1/8	0.25	0.25
	4	1/8	0.25	0.25
	5	2/8	0.5	0.5
	18	2/8	0.5	0.5
	19	3/8	0.75	0.625
	22	3/8	0.75	0.75
	23	4/8	1	0.5
	33	2/8	0.5	0.5
	36	2/8	0.5	0.5
	37	3/8	0.75	0.75
	50	3/8	0.75	0.625
	51	4/8	1	1
	54	4/8	1	0.75
	73	3/8	0.75	0.75
	77	4/8	1	0.5
	90	4/8	1	1
94	5/8	0.75	0.75	
105	4/8	1	1	
126	6/8	0.5	0.5	
semi-asymmetric rules	2	1/8	0.25	0.25
	3	2/8	0.5	0.5
	6	2/8	0.5	0.5
	7	3/8	0.75	0.75
	9	2/8	0.5	0.5
	12	2/8	0.5	0.5
	13	3/8	0.75	0.75
	26	3/8	0.75	0.75
	27	4/8	1	0.75
	30	4/8	1	1
	35	3/8	0.75	0.625
	38	3/8	0.75	0.75
	41	3/8	0.75	0.75
	45	4/8	1	1
	58	4/8	1	0.75
62	5/8	0.75	0.75	
fully asymmetric rules	10	2/8	0.5	0.5
	11	3/8	0.75	0.75
	14	3/8	0.75	0.75
	15	4/8	1	1
	24	2/8	0.5	0.5
	25	3/8	0.75	0.75
	28	3/8	0.75	0.75
	29	4/8	1	0.5
	43	4/8	1	0.5
	46	4/8	1	0.5
	57	4/8	1	0.75
60	4/8	1	1	

Implications of Basin of Attraction Fields

4.1 Basin Field Topology and Rule Space

In this section, some implications of the emerging basin field landscape on the current perception of the structure of rule space are examined. Wolfram has proposed that all CA rules belong to one of four universality classes.^{34,36,39} These classes are essentially phenomenological,⁸ based on the characteristic appearance of typical space-time patterns. Wolfram's classes, and their analogues in continuous dynamical systems, are said to exhibit the behaviour shown below.

<i>CA behaviour</i>	<i>dynamical systems analogue</i>
class 1 evolves to a fixed, homogeneous state	limit points
class 2 evolves to separated periodic regions	limit cycles
class 3 evolves to <i>chaotic</i> , aperiodic patterns	strange attractors
class 4 evolves to <i>complex</i> , localised structures	long transients, no analogue

It is accepted that many rules show "intermediate" behaviour,³⁶ and there is also scope for defining subclasses,^{19,20} but the discussion below uses a loose definition of the four classes listed. Of these classes, it is conjectured that the supposedly rare¹⁶ *complex rules* (class 4) may in some cases be capable of supporting *universal computation*.^{17,34} The space-time patterns of the complex rules contain interacting, static, and propagating structures, sometimes called *information structures*, similar to those illustrated in Figs. 2.2 and 4.1.

Langton proposed that class 4 rules are located at a *phase transition* in rule space. He suggested that the long transients typical of these rules have potential for information processing, and implications for understanding the origin and evolution of life.¹⁷

4.1.1 The λ Parameter

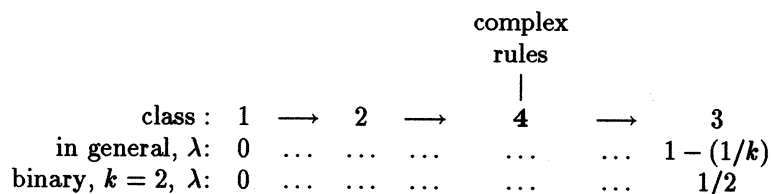
Rule space has been characterised by the λ parameter,^{16,17} the proportion of *non-zero* entries in the rule table. If the value range is k , with possible values $0, 1, 2, \dots, k-1$, then a particular value, say 0, is selected as the *quiescent* value. The λ parameter is the proportion of rule table entries other than 0.

Langton and others^{17,20,41} have shown that the rule classes can be roughly selected by adjusting λ between 0 and $1 - (1/k)$. A rule table may be constructed by assigning one of the k values to each entry with equal probability, so that the density of all values, including the quiescent value, will be roughly equal, and $\lambda \simeq 1 - (1/k)$. At this value of λ , space-time patterns are most likely to appear chaotic.

Rules may be selected according to other values of λ . This is typically done by assigning the quiescent value with a selected probability x , so that $\lambda = 1 - x$. The remaining values are then assigned with equal probability $\lambda/(k-1)$.

For binary rules where $k = 2$, λ is simply the density of 1s in the rule table. Maximum chaos in the appearance of space-time patterns is likely to occur at $\lambda = 1/2$, a rule table with an equal number of 0s and 1s.

As the λ parameter is varied from 0 to $1/2$, the various classes of behaviour are traversed. Complex, class 4 behaviour occurs at a *phase transition* between periodic, class 2 and chaotic, class 3 behaviour, reordering Wolfram's classes as follows^{16,17}:



As λ increases from $1/2$ to 1 the sequence is reversed, so that the complex rules occur in two limited regions on either side of $\lambda = 1/2$.

4.1.2 Convergence of State Space

It is suggested that the λ parameter is modulating the same aspect of CA global behaviour as the Z parameter (introduced in chapter 3, section 3.6)—the *maximum pre-imaging (mp)* as a function of array length. In general this will reflect the *degree of pre-imaging* typical of a rule. The degree of pre-imaging is apparent in the topology of a rule's basin of attraction field, and reflects the *convergence of state space*,¹⁴ which may be equivalently measured as the density of garden-of-Eden nodes in state space (or in one basin).

Low pre-imaging implies low convergence and a low density of garden-of-Eden nodes; high pre-imaging implies high convergence and high density of garden-of-Eden nodes. The degree of pre-imaging and the density of garden-of-Eden nodes are available in the Atlas (or program).

4.1.3 The Z Parameter and the λ Parameter

The Z parameter is the probability that the *next cell* of a partial pre-image has a unique value (see chapter 3, section 3.6). For binary rules, when $Z = 1$, the quantity of 0s and 1s in the rule table is equal, $\lambda = 1/2$; when $Z = 0$, $\lambda = 0$. As Z varies between 0 and 1, λ varies between 0 and $1/2$ or conversely between 1 and $1/2$.

The Z parameter may possibly be the mechanism underlying the operation of the λ parameter, because the probability of a rule table having a given value of Z depends on the proportions of 0s and 1s assigned at random to the rule table according to the setting of λ . Thus λ seems to be a measure of the *probability* of a particular value of Z . The Z parameter is concerned not only with the numbers of 0s and 1s in the rule table, but also their position and thus might be expected to modulate behaviour more closely.

For a more direct comparison between the values of λ and Z for a given binary rule table, the λ parameter may be modified as follows. The quiescent state is taken as the majority value in the rule table; the minority value is taken as the active state. The modified λ parameter, referred to as the *λ ratio*, is the ratio of the active values to $1/2$ of the rule table (the potential maximum of active values). For example, in an $n = 5$ rule table with 32 entries, say 10 entries in the rule table are 0, then the λ ratio equals $10/16$.

$$\text{If } \lambda \leq 1/2, \text{ then } \lambda \text{ ratio} = 2\lambda.$$

$$\text{If } \lambda > 1/2, \text{ then } \lambda \text{ ratio} = 2(1 - \lambda).$$

The value of the λ ratio varies between 0 and 1 roughly in line with, but never smaller than, the Z parameter. $Z \leq \lambda$ ratio, and $Z = \lambda$ ratio = 1 only for limited pre-image rules.

As an example of the λ ratio and the Z parameter, consider the space-time patterns with complex structures that were illustrated in Figs. 2.2(a-c). The relevant rules have the following values for the λ ratio and Z :

- a. rule 3112581872 λ ratio = 1, $Z = .671875$
- b. rule 2334561936 λ ratio = .8125, $Z = .6875$
- c. rule 3583552890 λ ratio = .875, $Z = .75$

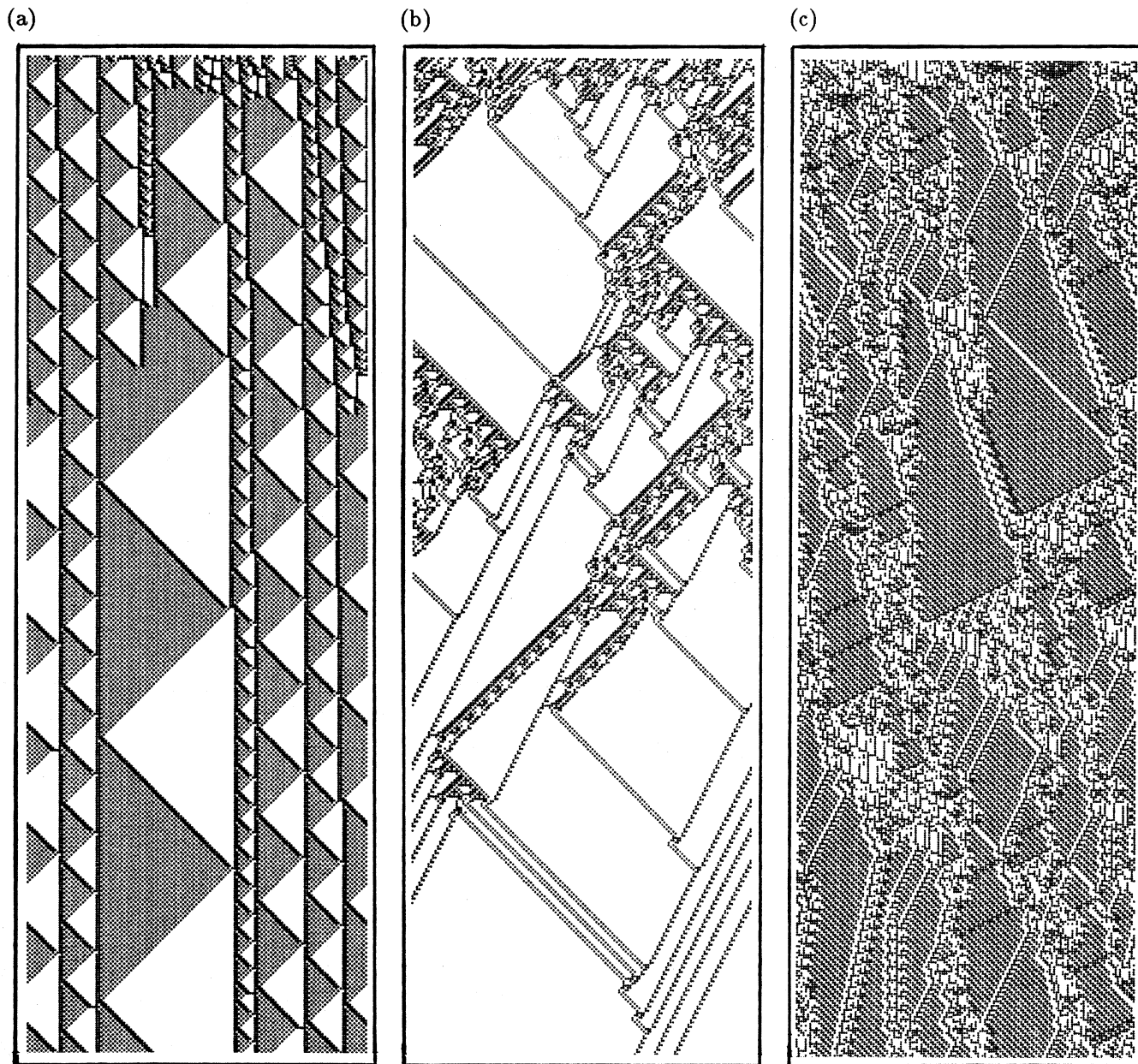


FIGURE 4.1 Space-time patterns for $n = 5$ rules. Array size is 150, 440 time steps from a random initial state. Rule numbers, λ ratio, and Z parameter are: (a) rule 1598319856, λ ratio = 1, $Z = .58984375$. (b) rule 1550470552, λ ratio = .9375, $Z = .7265625$. (c) rule 2912711218, λ ratio = 1, $Z = .75$.

There are many examples of rules where the λ ratio equals 1 or close to 1, suggesting a chaotic space-time pattern, when in fact the pattern appears complex. In such cases the value of Z will typically be between .6 and .8. In Figure 4.1 are some examples of space-time patterns for various $n = 5$ rules that appear to belong to class 4, with complex interacting large-scale structures. The values of λ ratio and Z are shown.

	HIGH convergence and garden of Eden density		phase transition <i>mp</i> and (<i>mc, ml, nb</i>) in balance		LOW convergence and garden of Eden density
class	1	→ 2 →	4	→	3
<i>Z</i> :	0	1
λ ratio :	0	1
λ :	0	$1 - (1/k)$
<i>mp</i> :	diverges exponentially with <i>L</i>	fixed upper limit
(<i>mc, ml, nb</i>) :	fixed lower limit	diverges exponentially with <i>L</i>

FIGURE 4.2 Relationship between the *Z* parameter (and λ) and the change in basin of attraction field topology as *L* increases, reflecting convergence of state space.

4.1.4 Basin Field Topology and the Z Parameter

As *Z* is varied between 0 and 1, it may be possible to predict how the following quantifiable features of basin field topology will vary with increasing array length *L* (see data in the Atlas), and correlate this with behaviour classes.

1. *mp*, maximum pre-imaging (will reflect the density of garden-of-Eden states in state space) .
2. *mc*, maximum period of attractor cycles.
3. *ml*, maximum length of transient trees.^[1]
4. *nb*, the number of separate basins in the field.

mc, ml, and nb will vary together, because a preponderance of any one will tend to diminish the other two.

Taking the general case of a CA with neighbourhood *n* and value range *k*, the possible ways that the finite number of states, k^n , can be connected together into basins depends critically on the maximum pre-imaging, *mp*. Kauffman has observed that “high convergence in state space...is associated with short cycles.”¹⁴ If *mp* diverges exponentially with *L*, ($Z < 1/2$), most states will be locked up in pre-image fans, so that the scope for *mc, ml* and *nb* to diverge with *L* will be severely limited. This is characteristic of class 1 and 2 behaviour.

Conversely, if *mp* is held constant irrespective of *L* ($Z = 1$, limited pre-image rules), then some combination of *mc, ml, and nb* must diverge exponentially with *L*. Such exponential divergence is characteristic of chaotic, class 3 behaviour.

At an intermediate value of *Z*, *mp* and some combination of *mc, ml, and nb* will be finely balanced and will diverge by some intermediate function with *L*. An example of an intermediate function for a binary rule is $\sqrt{2^L}$, and in general $(k^L)^{1/k}$.

[1]In this paper, the length of transient trees is interpreted literally as the number of time steps from the furthest garden-of-Eden node to the attractor. However, beyond the “phase transition,” the space-time patterns may quickly settle to what appears to be a “chaotic steady state.” The number of time steps to reach this chaotic state (typically becoming shorter with increasing λ) is an alternative, descriptive interpretation of transient length, for instance.¹⁷

Following our literal interpretation, transient length typically continues to increase exponentially to an ever greater degree after the phase transition. Although the characteristic appearance of the space-time patterns, whether on a long transient or in the attractor, may be indistinguishable, the difference is clear in a state transition diagram.

It has been suggested that as the λ parameter is increased, this balancing point will emerge abruptly, and locates the class 4 complex rules at a *phase transition* in rule space.¹⁷

It is evident from the atlas that there is a certain trade-off between mc , ml , and nb , as Z approaches 1, and that often only one or two of these variables will diverge with L . For example, consider the complementary $n = 3$ limited pre-image rules, 45 and 210, where $Z = 1$, and $mp = 3$ irrespective of L . In rule 45, mc and ml diverge exponentially with L ; nb diverges to a limited extent. By contrast, in rule 210, mc and ml diverge to a limited extent with L , whereas nb diverges exponentially. The mechanism of the trade-off between mc , ml and nb is unclear.

Figure 4.2 summarises the expected variation of the characteristics of the basin field with array size L , as Z is varied between 0 and 1, and the corresponding rule classes.

4.1.5 Examples of Typical Basin Topology in Relation to Rule Class

To illustrate the relationships in Fig. 4.2, an example of a typical basin of attraction for $n = 3$ rules characteristic of each rule class is given in Figs. 4.3–4.6, including the following data: mp , maximum pre-imaging; g -density, density of garden-of-Eden nodes; $period$, of attractor cycle; and ml , maximum transient length.

In these examples, rotation equivalent transients are suppressed for the sake of clarity. General examples of the complete basin field over a range of array length L are presented in the Atlas.

CLASS 1. Rules where $Z = .25$ will have a large proportion of ambiguous permutations in the rule table, so mp will diverge exponentially with L ; mc , ml , and nb will either remain fixed or relate arithmetically to L . Most states are locked into pre-image fans flowing into point attractors, or two-state attractors, especially the *uniform* states (all 0s or 1s). The few states outside the influence of these attractors will only have enough scope to form basins with short cycles and transients. (See Fig. 4.3.)

CLASS 2. Rules where $Z = .5$ may have many basins separated from the uniform attractor. mp will diverge exponentially with L , but to a lesser extent than for class 1. mc , ml , and nb will relate arithmetically to L . Again many states are locked up in pre-image fans leaving enough scope for only short cycles or transients. (See Fig. 4.4.)

CLASS 4. The complex, class 4 rules occur typically at $Z = .75$. mp and some combination of mc , ml , and nb will be finely balanced and will diverge by some intermediate function with L . Controlled pre-imaging allows enough scope for moderately long cycles and transients. (See Figure 4.5.)

CLASS 3. The chaotic, class 3 rules are limited pre-image rules where $Z = 1$. mp is fixed irrespective of L . Some combination of mc , ml , and nb diverge exponentially with increasing L . For instance, clusters 30 and 45, where $mp = 3$, have the greatest values of mc and ml among the $n = 3$ rules. (See Fig. 4.6.)

In general, the space-time patterns of the $n = 3$ and $n = 5$ rules have been found to correlate with the Z parameter; however, as with the λ parameter, there are exceptions. It has been noted that the transition to chaotic behaviour may occur at different λ values, although there is a well-defined distribution around a mean value.^{17,19} Chaotic space-time patterns may also occur at low values of Z . For example, the $n = 3$ rules 18 and 126 have a value of $Z = .5$. Although the typical basin topology of these rules correlates with Z , their space-time patterns appear chaotic, but are confined to only a subset of possible configurations of neighbourhoods. This is clearly seen when colors are assigned to cells in space-time patterns according to the neighbourhood which determined the cell's value, implemented in the program Spacel following a suggestion by Warrell.⁴³ The process whereby active neighbourhoods are eliminated requires further investigation.

The space-time patterns of the class 2, 4, and 3 rules used in the examples are shown in Figure 4.7.

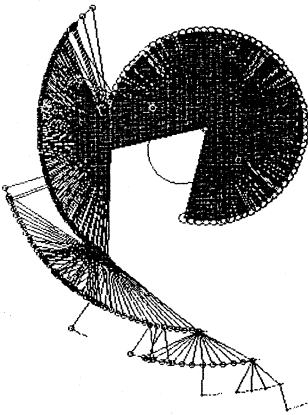


FIGURE 4.3 Class 1, rule 251. $L = 12$, seed 111111111111. $mp = 853$, g -density = .92, period = 1, $ml = 6$. mp diverges exponentially with L ; $Z = .25$; (λ ratio = .25). Equivalent transients above level 1 are suppressed.

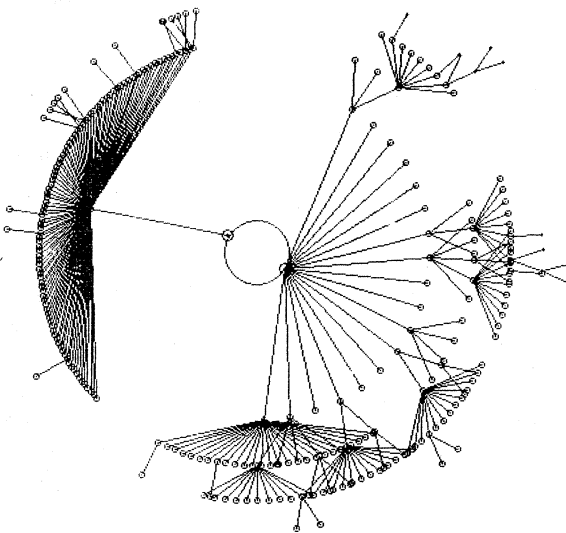


FIGURE 4.4 Class 2, rule 33. $L = 16$, seed 0111111111100000. $mp = 97$, g -density = .84, period = 2, $ml = 5$. mp diverges exponentially with L ; $Z = .5$; (λ ratio = .5).

4.2 Mutation

Kauffman and others have made the analogy between CA behaviour and biological systems.^{14,15,20} The rule table is regarded as the *genotype* and the dynamics shown by the rule, the *phenotype*. The rule, as expressed by its rule table, is compared to a DNA sequence. Experiments may be done to see how changing, or mutating, the elements in a rule table may change behaviour in terms of typical space-time patterns.

The same investigation may now be applied to basin of attraction fields, which in principle represent all possible space-time patterns or global behaviour. The effects of a mutation of the rule table on the topology, or form, of the basin field has added significance for biology because it is analogous to mutation of the genetic code altering the morphological form of an organism.

The *Hamming distance* between two rules specifies the extent of a mutation of a binary rule table, and is a measure of the number elements, or bits, in the rule table that have been changed. A Hamming distance of one bit is the smallest possible mutation of a given rule table.

4.2.1 Mutant Basins of Attraction

A binary rule table has 2^n entries. A given rule will have a set of 2^n mutants separated from it by one bit. In the




FIGURE 4.5 Class 4, rule 193. $L = 18$, seed 011010001110000010. $mp = 70$, $g\text{-density} = .61$, period = 27, $ml = 120$. mp , mc , and ml diverge with L ; $Z = .75$; (λ ratio = .75). Equivalent transients are suppressed.

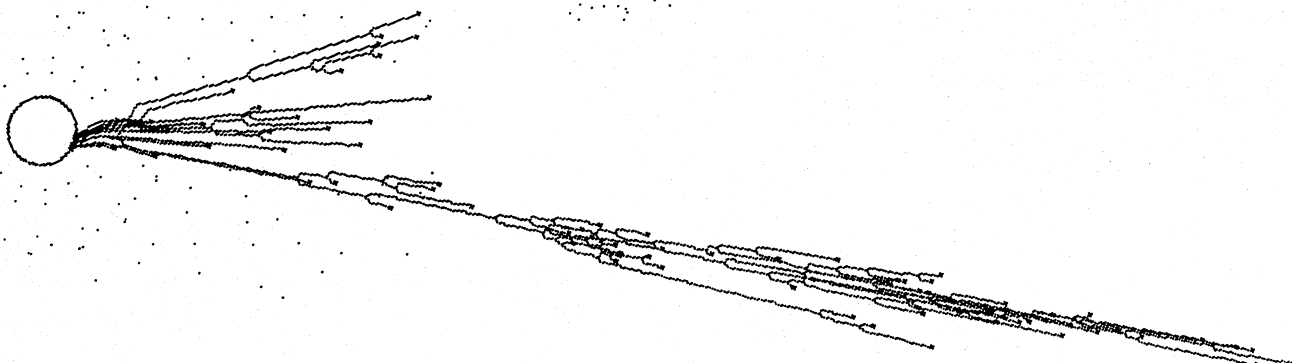


FIGURE 4.6 Class 3, rule 30. $L = 15$, seed 110110111000000. $mp = 2$, $g\text{-density} = .04$, period = 1455, $ml = 321$. mp and ml diverge exponentially with L ; $Z = 1$; (λ ratio = 1). Equivalent transients and pre-image nodes are suppressed; angle between pre-image arcs is increased.

case of the $n = 3$ rule table, each rule will have 8 one-bit mutants. An $n = 5$ rule table will have 32 one-bit mutants.

In the $n = 3$ rule table, with eight entries, the smallest mutation of the rule table, one bit, is likely to result in a very significant change to the basin field topology, because a relatively large change, 12.5%, has been made to the rule table.

As the size of the rule table, 2^n , is increased, the rule space becomes "smoother." The significance of the smallest mutation decreases. Mutating the $n = 5$ rule table, with 32 entries, by one bit, results in a relatively smaller change to the rule table, 3.125%, and a correspondingly less significant change in basin field topology. The set of 32 one-bit mutant basin topologies are recognisably related. If further mutations are made to the rule table, the divergence increases.

It is possible to mutate an $n = 3$ rule by a change of less than 12.5%, if it is expressed as an $n = 5$ rule (see chapter 3, section 3.3.9). Mutating the $n = 5$ rule table by one bit means moving in rule space away from the $n = 3$ rule into the space of $n = 5$ rules that are as close as possible to the $n = 3$ source rule. Rules in the $n = 3$ rule




FIGURE 4.7 Space-time patterns for $n = 3$ rules. Array size is 150, 420 time steps from a random initial state. Rule numbers and Z parameter are: (a) Class 2: rule ~~33~~₃, $Z = .5$; (b) Class 4: rule 193, $Z = .75$; (c) Class 3: rule 30, $Z = 1$.

subset, far from forming a cohesive group, are scattered within $n = 5$ rule-space. In the same way, $n = 5$ rules are scattered within $n = 7$ rule space, and so on.

Fig. 4.8 shows the basin field for the $n = 3$ rule 195, $L = 8$ (the source rule), located in the lower left corner of the diagram. In fact, the basin field consists of a single basin, with a point attractor whose global state is all 1s. The other 32 panels in the diagram show the single basin of attraction containing the seed all 1s, according to a rule mutated by one bit from the $n = 5$ expression of the source rule. The mutations are made to successive bits in the rule table from left to right, numbered 1 to 32. The corresponding one-bit mutant basins are located in ascending rows from left to right.




FIGURE 4.8 Rule 195 and 32 one-bit mutants. Seed state—all 1s; $L = 8$. The source rule is at the lower left corner. Successive mutants (1-32) are in ascending rows from left to right (angle between pre-image arcs increased).

In general, $n = 5$ rule space has been found to have a measure of continuity from a subjective appraisal of basin field topology, but sharp changes are also present. Rule space for $n > 5$, with a larger rule table, would be expected to be proportionately smoother.

Rules may be mutated cumulatively by 32 one-bit steps, until the rule table is turned into its complement. Appendix 4 shows further examples of sets of one-bit mutants and cumulative mutants.

The program allows automatic mutation of rules (see Appendix 1) to produce mutated basin of attraction fields (or single basins), or mutated space-time patterns. Sets of 32 mutants as illustrated may be assembled. Space-time patterns may be mutated by one bit (and mutated back) in mid run to allow the evolution and selection of a preferred pattern. Complex space-time patterns may be easily found in this way.

4.2.2 Mated Rules

Rules may be mated by combining the left half of one rule table with the right half of another. If the “parent” rule tables are very different, having different basin structure, then the *offspring* will have an intermediate basin

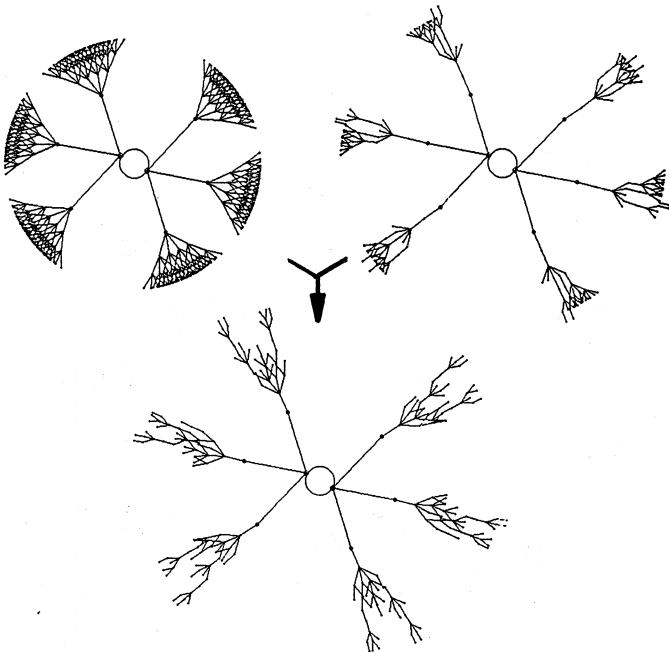


FIGURE 4.9 The $n = 3$ parent rules 105, 01101001, and 73, 01001001, and their offspring, the $n = 5$ rule 818101443, 0011110011000011-0011000011000011, $L = 12$, seed all 0s.

structure. If the parents are separated by only one bit, then mating rules will result in an offspring that is identical to either one parent rule or the other. Slightly greater distance between parent rules results in greater variation, but with the offspring basin structure bearing a closer family resemblance to each parent than the parents to each other. The parallels with sexual reproduction are clear. An example is given in Fig. 4.9.

4.3 Conclusion

This book demonstrates the complex unfolding of basin of attraction fields, for CA constructed with simple parameters. This complements, in terms of global behaviour, the well-documented space-time patterns of individual trajectories. Access to basin field structure may allow insights into the global behaviour of CA with more complex parameters, and indeed to any dynamical model or real system that evolves within a basin of attraction field. The basin field is self-organised according to a linear code, and responds to mutations of the code, a poignant analogue to genetic systems.

A synoptic view of basin structure has suggested a number of principles underlying CA behaviour and the structure of rule space. It has been shown that rotational symmetry, and bilateral symmetry for symmetrical rules, are conserved in CA evolution. The organisation of rule equivalence classes into rule clusters and symmetry categories has been proposed. A general reverse algorithm for generating all pre-images to a given CA state has been presented.

The subset of limited pre-image rules has been identified, and the mechanism within a rule table that modulates the degree of pre-imaging has been quantified by a proposed Z parameter. It has been shown that the degree of pre-imaging is likely to be a key variable controlling the topology of basin of attraction fields, and may explain the operation of the λ parameter used to classify rule space.¹⁷

The raw data in the atlas, and the program for generating basin fields, will, it is hoped, provide further avenues of research.

The Atlas Program

The programs included with this volume are a research tool under development, and not presented as a consumer product. The programs run only on PC-compatible computers in DOS; Apple Macintosh computers can be made to emulate DOS, but the authors have not experimented with what kind of hardware would be required. The software is purchased "as is." Those interested in receiving future developments of the software (including versions for the Apple Macintosh and Sun Microsystems computers) should write to: Mr. A. Wuensche, ~~48 Esmond Road, London W4 1JQ, U.K.~~ For the latest features update, run the "update" file included with the diskette. *andy@ddlab.com*

The authors retain copyright on the software and the images implicit in the software, which may not be published without the authors' permission. Copyright © 1990 A.Wuensche & M.Lesser. All rights reserved.

A1.1 Operating Instructions

A1.1.1 Hardware/Software Recommendations/Requirements

- *IBM PC or compatible, with DOS 2.0 or above
- 80286 chip or above, math co-processor recommended
- 640k memory available
- *VGA (640 × 480) 16-colour graphics card
- Epson MX-80 dot matrix printer, or compatible

Variation from the above may cause problems. Items marked "*" are essential.

A1.1.2 The Programs

There are three programs on a 3.5-inch diskette enclosed inside the back cover:

- ATLAS1.EXE: for drawing basin of attraction fields.
- SPACE1.EXE: for drawing space-time patterns.
- UPDATE.EXE: for the latest features not described in the operating instructions.

A1.1.3 The Setup and Graphics Screens and the Interrupt Key (F12)

The Atlas1 and Space 1 programs divide into two parts, the setup screen where parameters are specified and the graphics screen where the graphics are drawn. In both screens, except when printing, loading, or saving, **key F12 + RETURN** will interrupt operation and allow options as follows:

The interrupt key (F12)

abort To the beginning of the setup screen
 dump The screen image to the printer
 continue From point of interrupt

for ATLAS1 only

save The screen image to disk
 load A screen image file, or series of files, from disk

for SPACE1 only

revise The revision menu

key (F11) will interrupt while printing

At the foot the screen, the following prompt and title appears:

F12-interrupt Networks of Attraction/copyright © A.Wuensche & M.Lesser/May 1990.

or

F12-interrupt Space-Time Patterns/copyright © A.Wuensche & M.Lesser/May 1990.

A1.2 ATLAS1: Basin of Attraction Fields

A1.2.1 Running the Program; the Set-up Screen

To run: insert the diskette into a drive, or save onto hard disk; if in drive A, at the DOS prompt, enter A:ATLAS1. The setup screen (grey background) will appear, with this message:

```
free date bytes 460048 (or similar), at least 180000 required.
to quit Atlas1 enter 99 + RETURN, else RETURN:
```

The following is a brief commentary on each setup choice. Press RETURN for the next choice.

In general, 99 selects an option, and RETURN the default. A series of prompts are presented to specify the rule parameters, graphics screen layout, and the seed line. (Note that NAT, short for Network of ATtraction, is used to denote a basin of attraction/state transition diagram.)

A1.2.2 Select Either Single NAT (or transient branch only) or NAT Field

A single NAT is one basin in the basin field, whereas the NAT field is the entire set of nonequivalent basins making up the basin field.

for single NAT enter 99, else for NAT field RETURN:
transient branch only enter 99, else for complete NAT RETURN:

A transient branch is a fragment of the NAT consisting of all upstream states from a given seed state. Note that if the seed state is on the attractor, the sequence of upstream states will be endless.

A1.2.3 NAT Information to the Printer

Selects automatic printing of NAT data (see A1.2.14) as NATs are being drawn. Selecting this option when the printer is not ready will cause "error - 57 - printer not ready."

for NAT info to printer enter 99, else RETURN:

A1.2.4 Select the Line Length or Range of Line Lengths

A single NAT or the NAT field may be drawn for either one particular line length, or over a range of line lengths. For a range of line lengths, specify the first and last line lengths; for one line length only, specify the same line length for first and last. There are different defaults according to *single NAT* or *NAT field* selected in A1.2.2. For instance, for a NAT field,

select first line length, (default 1), 1-18:
select last line length, (default 10), 1-18:

The maximum line length for a *single NAT* is 31 and for a *NAT field*, 18. The minimum line length is 1. "error - 14 - out of memory" may occur, if the configuration of rule and seed, combined with an excessive line length, results in:

- a. too great a *disclosure length*,
- b. too many *partial pre-images*, or
- c. too many *pre-images* at the same level on one transient tree.

Note that the time taken to draw a NAT field tends to increase as 2^{L-1} , where L is the line length, rather than 2^L . This is because equivalent basins, equivalent transient trees, and equivalent transient branches from uniform states do not need to be regenerated.

A1.2.5 Select the Type of Rule and Notation

The rule type may be selected as an $n = 5$ rule (in decimal or binary), an $n = 3$ rule (the default), or an $n = 5$ totalistic code (the specific rule will be chosen in A1.2.7). There is also the choice of a random $n = 5$ rule.

Select notation to specify 5-rule or subset
1) 5-rule Decimal
2) 5-rule Binary
3) 3-rule (default)
4) 5-rule Totalistic code
5) 5-rule Random
enter 1, 2, 3, 4, 5 or RETURN:

A1.2.6 Specify Automatic Mutation, Screen Save, or Printer Dump

When the graphic image is complete, RETURN will result in a new graphic image according to a mutated rule, retaining the current setup. The default is a one-bit mutation of the source rule, starting from the leftmost position in the rule table. After 32 mutations you are returned to the setup screen.

Mutations are made to the $n = 5$ expression of totalistic codes and $n = 3$ rules. A random $n = 5$ next rule may also be selected. Mutations may be automatically saved, or printed (see A1.2.17). Selecting "next rule without pause" and option 1 or 4 results in an endless succession of graphic output.

```
to specify mutated or automatic next rule
or automatic screen save or printer dump,
enter 99, else RETURN:
```

If 99 is selected, the various options for mutation and automatic saving or printing are presented:

```
1) increment rule number by +1
2) 32 single mutations from left (default)
3) 32 cumulative mutations from left
4) a new rule selected at random
enter 1, 2, 3, 4 or RETURN:
```

If option 2 or 3 is selected, the position of the first bit to be changed, from the left, may be specified. The default is 1, i.e., the leftmost bit.

```
enter start mutation 1-32 (default = 1):
```

NATs for successive rules may be drawn without a pause:

```
next rule without pause enter 1, else RETURN
```

Each complete screen for successive rules may be automatically saved. This permits a set of 32 mutant NATs to be assembled (see A1.2.17).

```
for automatic screensave enter 1, else RETURN:
```

```
enter mutant filename max 6 characters
default is d:myfile (? to list):
```

Each complete screen for successive rules may be automatically dumped to the printer, with an optional pause before each dump:

```
for automatic printer dump enter 1, else RETURN:
to pause before dump enter 1, else RETURN:
```

A1.2.7 Select the Rule

According to the choice of rule type and notation in A1.2.5, the rule is selected in decimal or binary (the default is a random rule). For example,

```
select 3-rule notation 1) decimal (default), 2) binary
enter 1, 2 or RETURN:
```

```
enter 3-rule number 0 to 255 (default random):
```

or

```
enter 0s and 1s to make up an 8-bit binary number
```

A1.2.8 Reposition or Rotate

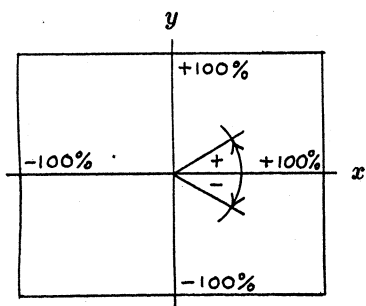
The centre of the first NAT may be located anywhere on (or off) the screen. The screen is centrally divided by notional x, y coordinates. The centre of the screen is at $x = 0, y = 0$, the left and right edges at $x = -100%$ and $+100%$, and the top and bottom edges at $y = +100%$ and $-100%$.

Defaults for the initial position vary according to parameters previously selected. The position may be specified *off screen*, to allow partial views of NATs at greater resolution (the % sign is optional).

to reposition or rotate NATs enter 99, for default RETURN

If 99 is selected, the position and angle may be specified; for example,

enter x position, (default 0%) displace from centre - or +:
 enter y position, (default 0%) displace from centre - or +:



The default orientation of NATs may be rotated by a selected angle, + for anti-clockwise and - for clockwise. For *cycle lengths* greater than 2, the first transient tree (if any) is attached to the node lying due east (0 degrees). For cycles of 1 and 2, the default orientation is as illustrated in A1.3.

alter angle of initial transient from cycle, for default RETURN:
 enter angle (degrees) anti-clockwise from +x axis:

A1.2.9 Alter Presentation

Various options are offered for altering the default presentation of NATs, which may be used in any combination (see A1.2.13 for examples). Suppressing copies of equivalent transient trees will result in drawing only the first of each equivalent set of transient trees (or branches from the uniform states, all 0s or 1s). However, garden-of-Eden nodes may be retained, as the footprints of the suppressed transient trees.

The option to mark singleton states (a single 1 among 0s) will put a white circle around such nodes. Numbering the nodes according to the global state will place the decimal equivalent of the binary state (or the binary state itself) at the node. Beyond a certain scale, about 12 levels (see A1.2.10), these numbers become indistinct.

Garden-of-Eden nodes may be reduced to a dot, or suppressed. Pre-image nodes (i.e., nodes in transient trees that are not garden-of-Eden nodes) may be suppressed. Increasing the angle between transient arcs can be useful for a clearer presentation, if pre-imaging is restricted (for example, Fig. 4.6).

to alter presentation of NATs enter 99, else RETURN:

If 99 is selected, the following options are offered:

to suppress equivalent transients enter 99, else RETURN:
 to mark singleton states enter 99, else RETURN:
 to number nodes according to state enter 99, else RETURN:
 to reduce size of Garden of Eden nodes enter 99,
 to suppress enter 88, else RETURN:
 to suppress pre-image nodes enter 99, else RETURN:
 to increase angle between pre-image arcs, enter 99, else RETURN:

A1.2.10 Set the Number of Levels (Scale)

This scales the NATs by setting the approximate number of levels (time steps to the attractor) that would fit the screen if a NAT was positioned centrally. The default varies according to previously selected parameters. For practical reasons of node density and transient length, the gap between levels decreases by a logarithmic function of the distance (in levels) from the attractor.

```
set number of levels, for default ( varies )-RETURN:
```

A1.2.11 Set the Separation between NATs

This may be required to amend the default separation between multiple NATs on the screen, for instance, for a basin of attraction field over a range of line lengths. An initial x - and y -axis separation factor is specified. A factor of 1 ensures that two NATs, each with transients trees about eight levels long, will not touch. As transients trees tend to become longer with increasing line length, the separation factor can be set to automatically increase by a given compound percentage.

```
enter x separation factor, for default (.5)-RETURN:
enter y separation factor, for default (.5)-RETURN:
```

If a range of line lengths was selected, specify the percentage increase (the % sign is optional)

```
enter compound increase x separation (default 10%):
enter compound increase y separation (default 10%):
```

A1.2.12 Select the Seed State for Single NAT(s)

Various options are offered for specifying the seed state for single NATs (NAT fields are seeded automatically). Any state that is part of the NAT will seed the entire NAT. The default is a singleton state. Note that specific binary or decimal seeds are selected on the graphics screen, in the top left dialogue area.

```
select seed line
1) all 0s
2) all 1s
3) 01.. repeating
4) 001... repeating
5) 0001.... repeating
6) singleton - positive (default)
7) singleton - negative
8) random
9) random-symmetric
10) decimal
11) binary
enter 1-11 or RETURN:
```

If "transient branch only" was selected in A1.2.2, an option to start the transient branch from a seed at a given number of steps forward in time from the selected seed state is offered.

```
transient branch from future time step,
how many steps forward (default 0, max (varies)):
```

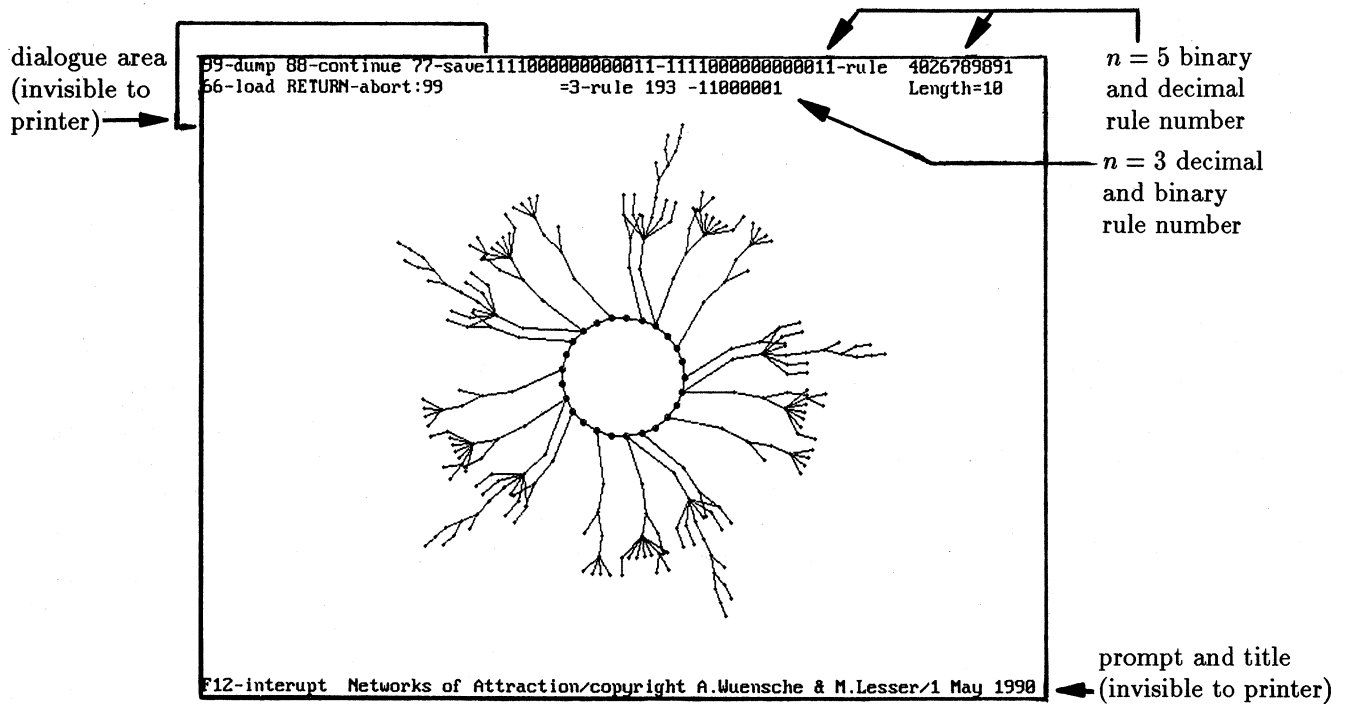
Running forward by at least one step before seeding the transient branch will ensure the existence of pre-images. A random state is very likely to have no pre-images (a garden-of-Eden state).

A1.2.13 The Graphics Screen and Examples

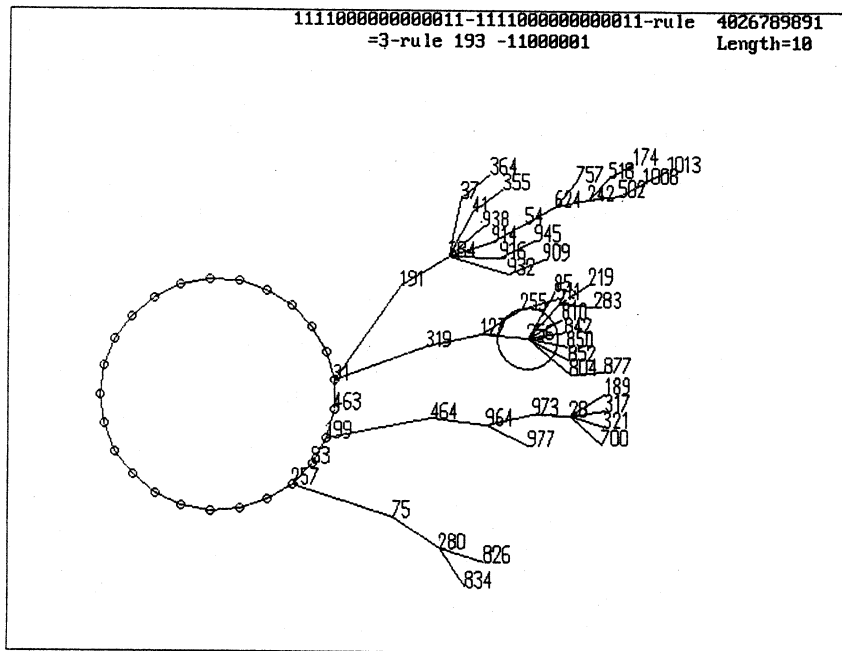
When the setup choices are complete, the following option to revise choices from A1.2.10, or RETURN for graphics, is presented:

99 to revise, RETURN for graphics:

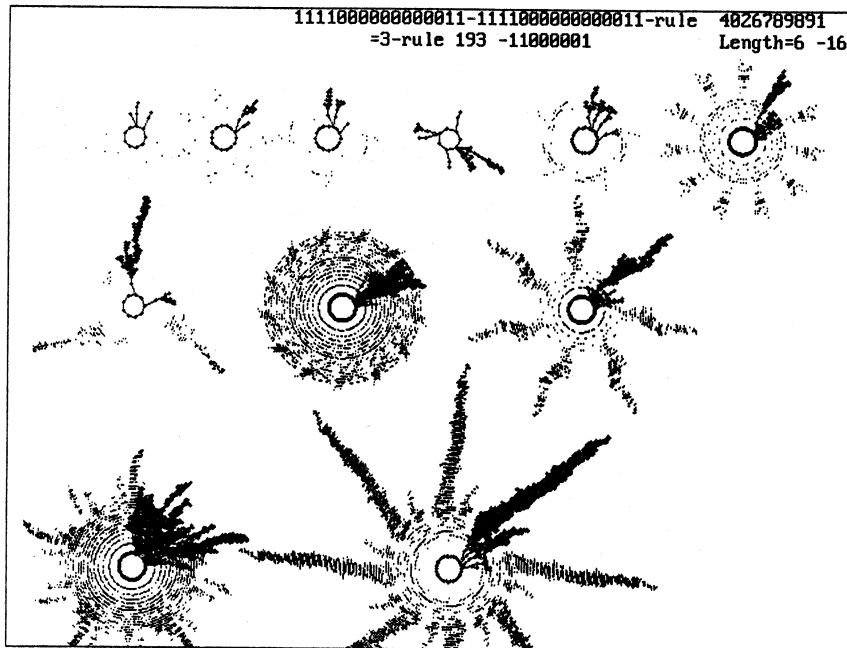
After RETURN, the graphics screen will appear (black background), laid out as shown below. The attractor cycle will be generated first, followed by transient trees in turn, growing outward from the attractor. Successive NATs will be generated in successive rows from the left.



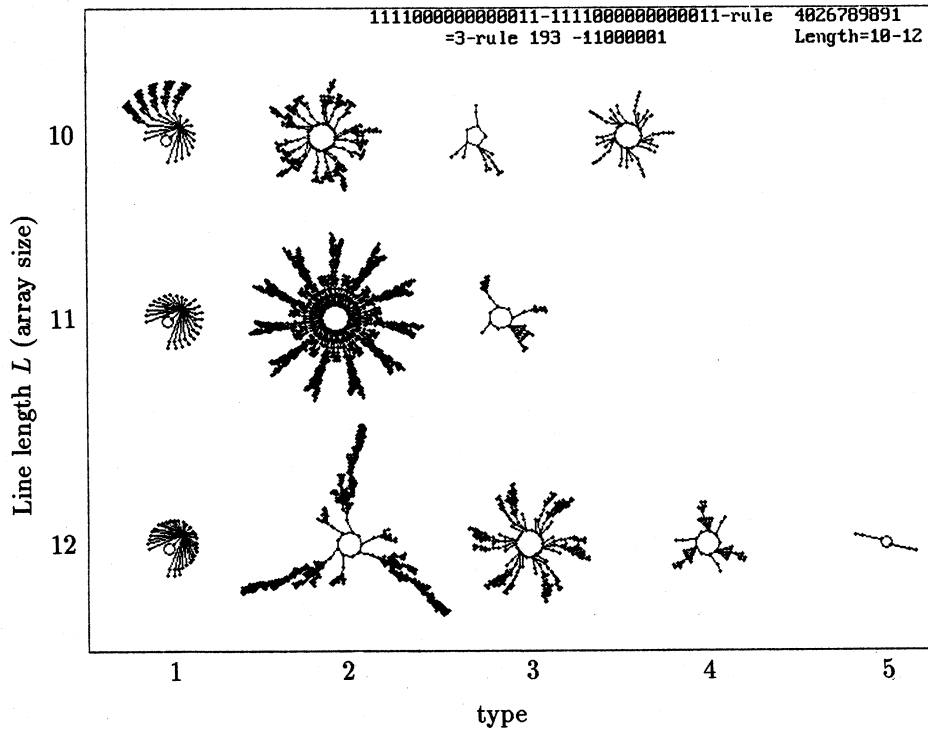
Example of a *single NAT*, line length, $L = 10$, singleton seed. Position: $x = 0, y = 0$. Levels: 15.



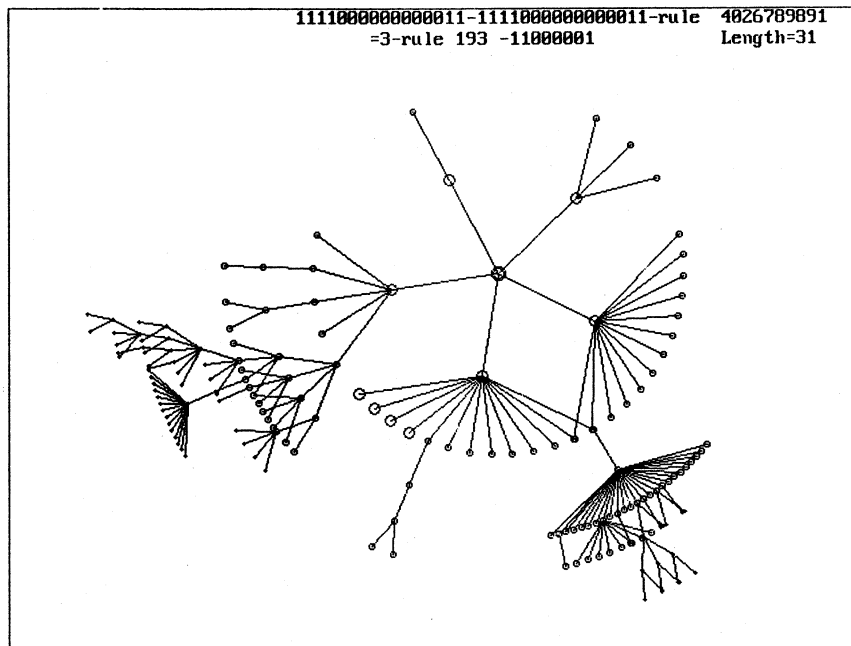
Example of *single NAT*, $L = 10$, transients suppressed, garden-of-Eden nodes suppressed, singleton marked, nodes numbered, singleton seed. Position: $z = -50, y = -20$. Angle: rotated -50 degrees. Levels: 4.



Example of *single NATs*, for range of $L = 6$ to 16, transients suppressed, garden-of-Eden nodes reduced, singleton seed. Position: $x = -70, y = 60$. Levels: 130. Separation: $x : 1, y : 1$. % increase: $x : 15, y : 15$.



Example of NAT fields, for range of $L = 10$ to 12 . Note that only one example of each set of rotation equivalent NATs is drawn. Printed data on these NAT fields (see A1.2.3), and key to this data, is shown in A1.2.14. Position: $x = -80$, $y = 60$. Levels: 120. Separation: $x : 1.8$, $y : 1.8$. % increase: $x : 8$, $y : 25$.



Example of a transient branch only from the seed two steps forward in time from the state 1997870096. $L = 31$. Position: $x = 15$, $y = 17$. Levels: 6.

A1.2.14 Key to Printed Data

If the "NAT info to printer" option (A1.2.3) is selected, data will be printed as NATs are drawn. The key to the printed data is set out below.

Rule type, decimal and binary rule number

	3-rule 193 =11000001		
	ty. at no(p)s g ml mp		Reminder of data order:
Line length	L= 10		ty - type of basin
	1.1111111111 1(1)134 72 9 17		at - a binary state belonging to the attractor cycle
	2.0001111100 2(25)270 120 9 7		no - the number of equivalent basins of the type
	3.0000001001 10(5)22 9 5 4		(p) - the attractor period
Total NATs in field	4.1000100000 2(15)65 20 5 4		s - the total states (nodes) in the basin
	total NATs = 15		g - total of garden-of-Eden states
	L= 11		ml - maximum number of levels of the longest transient
	1.1111111111 1(1)35 22 3 22		mp - maximum number of preimages to any state
	2.11000100000 1(110)1518 682 20 10		
	3.00000000111 11(7)45 21 5 6		
	total NATs = 13		
	L= 12		
	1.11111111111 1(1)34 29 3 29		
	2.110001111100 4(9)831 402 35 13		
	3.100011100000 2(18)312 138 10 6		
	4.000001000001 2(9)51 27 4 7		
	5.000100010001 2(2)6 2 2 2		
	total NATs = 11		

A1.2.15 The Interrupt Message: To Print, Load, or Save the Screen Image

Except when printing, loading, or saving, "key F12 + RETURN" will interrupt operation and the following interrupt message will appear in the top left-hand corner of the graphics screen, the dialogue area; in the setup screen the message appears in the text:

```
99-dump 88-continue 77-save
66-load RETURN-abort:99
```

RETURN-abort	■ Returns to the beginning of the setup screen.
99-dump	■ Prints the screen image to the printer. To continue from point of interrupt after printer dump, select 88 and RETURN twice. key F11 interrupts printing "error - 57 - printer not ready", may occur
88-continue	■ Continues from the point of interrupt.
77-save	■ Saves the screen image to disk.
66-load	■ Loads a screen image file, or series of files, from disk. To continue from point of interrupt after loading, select 88 and RETURN twice.

The extension *.NAT* is automatically included in all graphics screen filenames. Omit the extension when entering a filename. Where indicated, *.NAT* files may be listed by responding with ? when prompted for the filename.

A1.2.16 Saving the Screen Image to Disk

```

at the interrupt message enter... 77
you will be prompted for...      filename:
answer with any legal name
without extension, i.e....       d:rule193
while the file is being saved... d:rule193 - being saved
will appear in the dialogue area.

```

After saving, the interrupt message will reappear in the dialogue area. You may continue from the point of interrupt with 88.

A1.2.17 Automatic Screen Save

A sequence of graphics screens of a rule and its mutants may be saved automatically. This procedure is initiated in the setup screen (see A1.2.6).

Files will be saved automatically after each screen image is complete, with the mutant number added to the filename, i.e.,

```

myfile0  source rule
myfile1  1st mutant
myfile2  2nd mutant
:        :
myfile32 32nd mutant

```

If the start position was altered, for example, to 20, the file name of the first mutant will be "myfile20." A message in the dialogue area will indicate that a file is being saved, i.e., d:myfile25-being saved. When the last file has been saved, the interrupt message will reappear in the dialogue area.

A1.2.18 To Load a Screen Image File

```

at the interrupt message enter... 66
you will be prompted...          for automutant-99 else RETURN:
(for automutant see 2.19 below)  filename (? to list, 99 to exit):
(if the drive is omitted, the default is c:, or the last drive specified)
enter the filename, i.e....      d:rule193
a chance for revision is offered... d:rule193.NAT -to revise enter 99:
for overlay of images...        keep screen-99 else RETURN:

```

On RETURN, the image will be loaded. "error - 53 - file not found" may occur.

A1.2.19 To Load a Sequence of "Mutant" Files Automatically

```

at the interrupt message enter... 66
at the prompt...                 for automutant-99 else RETURN:
enter 99...                       one screen-99 else RETURN:
enter 99...                       filename (? to list, 99 to exit):
enter the "mutant" filename,
omitting the mutant number (see 2.17)... d:myfile
a chance for revision is offered.... d:myfile.NAT - to revise enter 99:
you will be prompted...          start mutant 1-32 (default=1):
(select the start mutant number)

```




FIGURE A1.1 Composite screen: original rule, bottom left and the 32 mutants in ascending rows from left to right. Setup: rule 193, single NAT, $L = 10$, levels 15.

If "one screen" is selected, the sequence of mutant files will be loaded onto one composite screen, as shown in Fig. A1.1. Otherwise the "mutant" files will be loaded to the whole screen in sequence, with an optional pause between successive screens.

When the composite screen has been loaded, prompts appear in the top *right*-hand corner,

```

to dump to the printer...          99 to dump:
to save the composite screen to disc... 99 to save:
if save is selected...            filename (default d:myfile-M):
enter any legal filename ending with -M, d:193-M

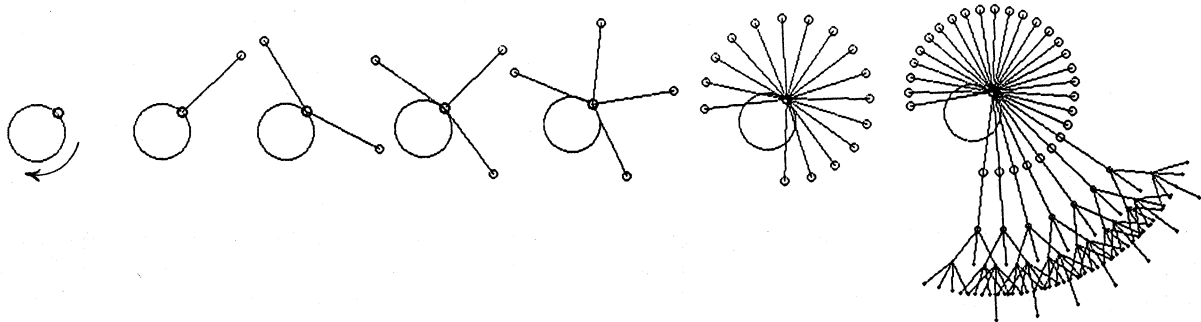
```

A filename ending with `-M` will be recognised as a composite screen filename. To load a composite screen file, proceed as for loading a single screen image file (see A1.2.18).

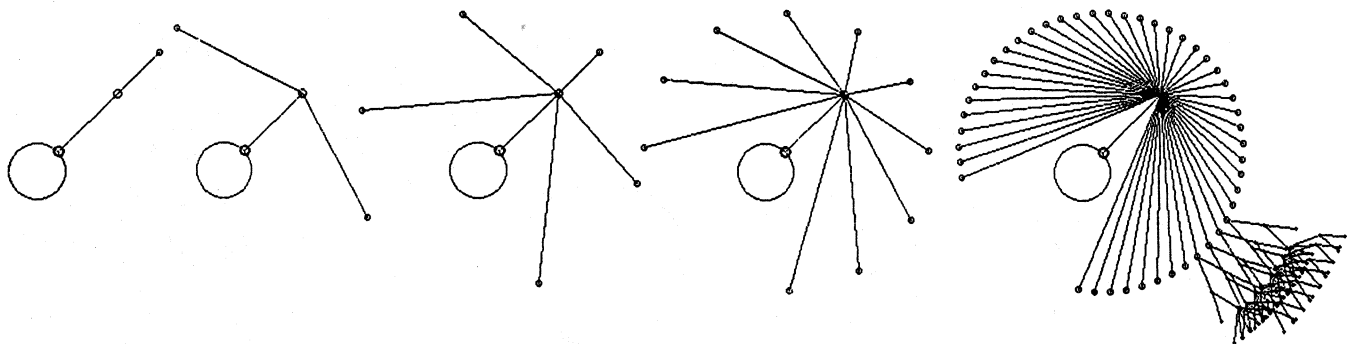
A1.3 Graphic Conventions

A1.3.1 Point Attractors

A point attractor is represented as a node cycling to itself. The centreline of the pre-image fan (level 1) is set at a default angle of 45 degrees, and the fan is spread out as illustrated below, to minimise overlap to transient branches. The centre line of subsequent pre-image fans (level 2+) are radial to the point attractor node.



The pre-image fan (level 2) of a single pre-image (at level 1) of a point attractor is spread out on a circle centred at the point attractor node, and radial to the level 1 pre-image. The centre lines of subsequent pre-image fans (level 3) are radial to the point attractor node.

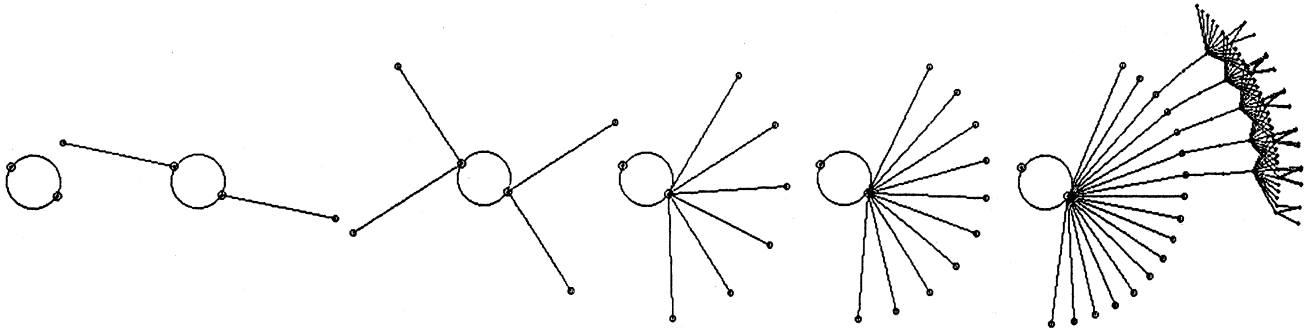


A1.3.2 Transient Branch Only

A NAT fragment representing an isolated transient branch from a given seed state is represented in a similar way to a point attractor, except that there is no indication of the seed node *cycling to itself*. The pre-image fan is evenly spaced around the seed node. (See the last example in A1.2.13.)

A1.3.3 Period-2 Attractors

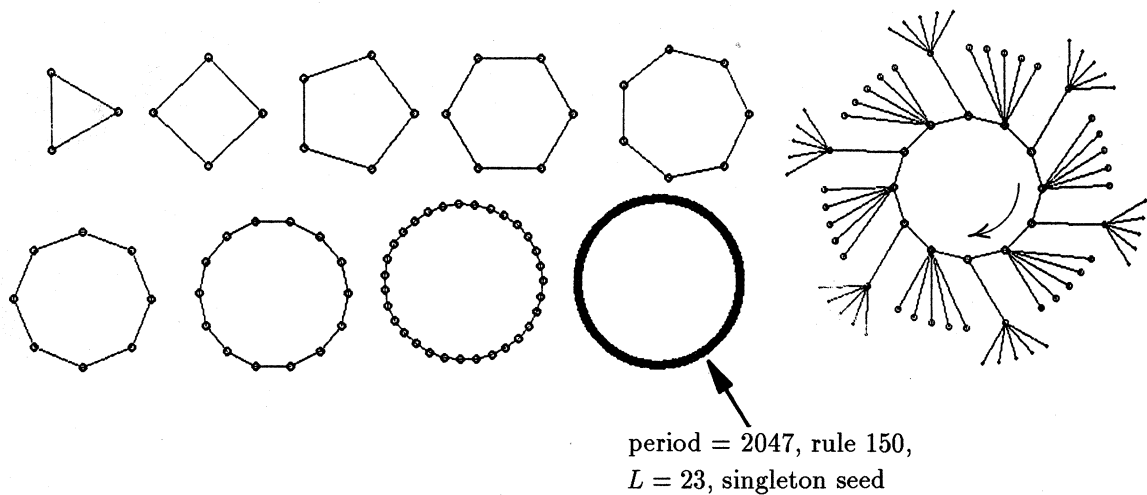
A period-2 attractor has a default orientation and spread-out pre-image fans as illustrated below. pre-image fans at level 1 are angled relative to the attractor cycle to indicate that evolution proceeds clockwise around the attractor. The centre lines of subsequent pre-image fans (level 2+) are radial to the notional centre point of the attractor cycle.



A1.3.4 Period-3+ Attractors

Attractor cycles with periods of 3 and above are represented as polygons. The diameter of the polygon asymptotically approaches an upper limit with increasing period, so that attractor cycles with larger periods are drawn with approximately the same diameter irrespective of the number of nodes in the attractor, as illustrated below.

Level 1 of each pre-image fan is angled relative to the centre of the polygon, to indicate that evolution proceeds clockwise around the cyclic attractor. By default, the first transient tree (if any) is attached to the node lying due east (0 degrees). The centre lines of subsequent pre-image fans (level 2+) are radial to the notional centre point of the attractor cycle.



The default orientation of NATs may be rotated (see A1.2.9).

In transient trees, the gap between successive levels (representing time steps) decreases by a logarithmic function of the distance (in levels) from the attractor.

A1.3.5 Colours

Four colours—red, blue, green and yellow—are used for lines representing transitions (and four contrasting colours for nodes). Equivalent transients trees (and equivalent branches from uniform states) are coloured identically.

For attractor periods of 6 and above, successive nonequivalent transients trees (and branches) will be assigned the next available colour, thus cycling through the four colours. For attractor periods of 5 and below, successive fans will be assigned the next available colour.

Garden-of-Eden nodes and attractor cycle nodes without transients are coloured white.

A1.4 SPACE1: Space-Time Patterns

A1.4.1 Running the Program; the Set-up Screen

To run: insert the floppy disk into a drive, or save onto hard disk; if in drive A, at the DOS prompt, enter A:SPACE1. The setup screen (grey background) will appear, with this message:

```
free date bytes 503696 (or similar), at least 180000 required.
to quite Space1 enter 99 + RETURN, else RETURN:
```

The setup choices, as they would appear on screen, are summarised below, with a brief commentary on each choice.

In general, 99 selects an option, and RETURN the default. A series of prompts are presented to specify the pattern mode, rule parameters, and the seed line.

A1.4.2 Select Space-Time Pattern Mode

```
1. text mode (fast).....max L - 80
2. graphics mode.....max L - 79
3. graphics pixel mode (default).....max L - 640
enter 1, 2 or 3:
```

MODES 1 AND 2. The operation of modes 1 and 2 are basically the same, with space-time patterns presented as text on a scrolling screen. The differences between the two modes are as follows:

- Mode 1 is much faster than mode 2 (too fast for some applications).
- Mode 1 has 25 lines of scrolling text, whereas mode 2 has 29 lines.
- Mode 2 can be dumped to printer; mode 1 cannot.

RUNNING "FORWARDS" OR "BACKWARDS." In modes 1 and 2 (running "forward"), a repeat state, and thus the attractor cycle, may be identified. The CA may also be run "backwards"; pre-images (and pre-images of pre-images) may be generated from any seed state, thus potentially disclosing the seed's entire upstream configuration. If the seed state is on an attractor cycle, this configuration is the basin of attraction. If the seed is on a transient tree, the configuration is the transient branch joining the seed.

When running "forward" in modes 1 and 2, the decimal equivalent of the CA's global state will be given alongside the space-time pattern, up to $L = 53$.

MODE 3. In mode 3, space-time patterns are presented in high resolution on the basis of single screen pixels. The line length may be set to a maximum of 640. Patterns do not scroll; after 480 time steps, which fill the screen vertically, evolution of the CA is continued from the top of the screen by pressing RETURN.

Mode 3 does not allow for identifying repeat states, or running "backwards."

A1.4.3 Select the Type of Rule and Notation

The rule type may be selected as an $n = 5$ rule (in decimal, or binary), an $n = 3$ rule, or an $n = 5$ totalistic code (the specific rule will be chosen in A1.4.4). The default is an $n = 5$ decimal rule.

```
Select notation to specify 5-rule or subset
1) 5-rule Decimal (default)
2) 5-rule Binary
3) 3-rule
4) 5-rule Totalistic code
enter 1, 2, 3, 4, 5 or RETURN:
```

A1.4.4 Select the Rule

According to the choice of rule type and notation in section A1.4.3, the rule is selected in decimal or binary (the default is a random rule). For example,

```
select 3-rule notation 1) decimal (default), 2) binary
enter 1, 2 or RETURN:
```

```
enter 3-rule number 0 to 255 (default random):
enter 0s and 1s to make up an 8-bit binary number:
```

The rule table, the λ parameter, the λ ratio, and the Z parameter will be given for the chosen rule.

A1.4.5 Select the Line Length

The minimum line length is 1; the maximum line length (and default) depends on the mode:

- mode 1 - max L and default = 80
- mode 2 - max L and default = 79
- mode 3 - max L = 640, default = 150

For example,

```
select first line length (max 640) default 150:
```

In modes 1 and 2 only, the number of time steps for which the repeat check is active may be set. This allows attractor cycles to be identified. The default is 200. If 0 is set, the repeat check is deactivated.

```
extent of repeat check (default 200):
```

A1.4.6 Mutation and Automatic Mutation

While the CA space-time pattern is being generated on screen, a one-bit mutation may be made at a random position in the $n = 5$ rule table by the pressing *key F1*. The rule just changed is restored by pressing *key F2*. This may be done repeatedly to select interesting patterns. At each mutation, the colour of the space-time pattern changes from yellow to blue, or vice versa. In *mode 3*, *complex rules* may be easily found using this method.

If *automatic mutation* is selected, the rule table will randomly mutate by one bit at every time step. During the run, *key F1* will toggle automatic mutation on and off. This will also change the colour of the space-time pattern between yellow and blue.

```
set automatic mutation enter 99:
```

To summarise, by default,

key F1 - one-bit random mutation

key F2 - restores rule just changed

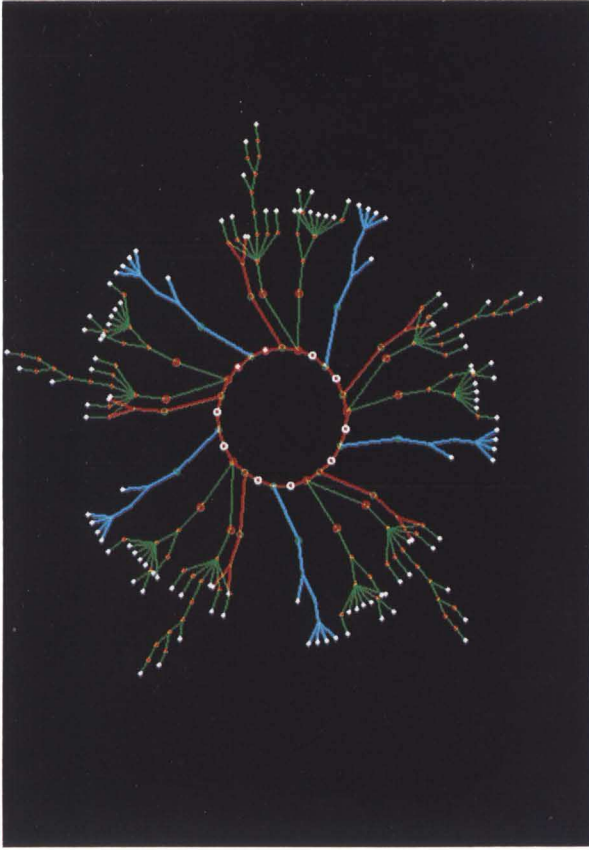
If automatic mutation is set,

key F1 - toggles automatic mutation on and off


A1.4.7 Select the Seed State

Various options are offered for specifying the seed state. The default is random. In mode 3, the binary option allows a central zone of the seed line (max 79 cells) to be defined, with other cells set to 0.


Color Plates



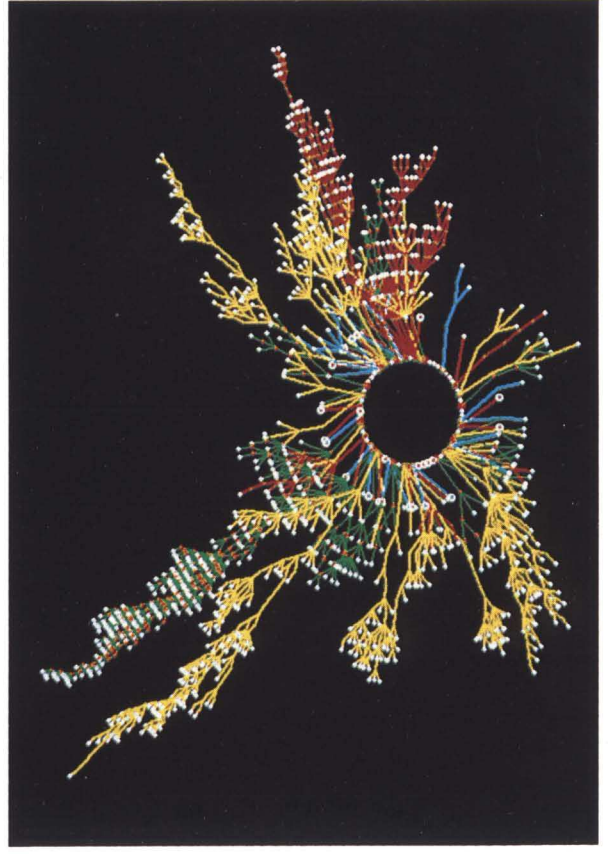
n=3 rule 193, L=10, seed singleton



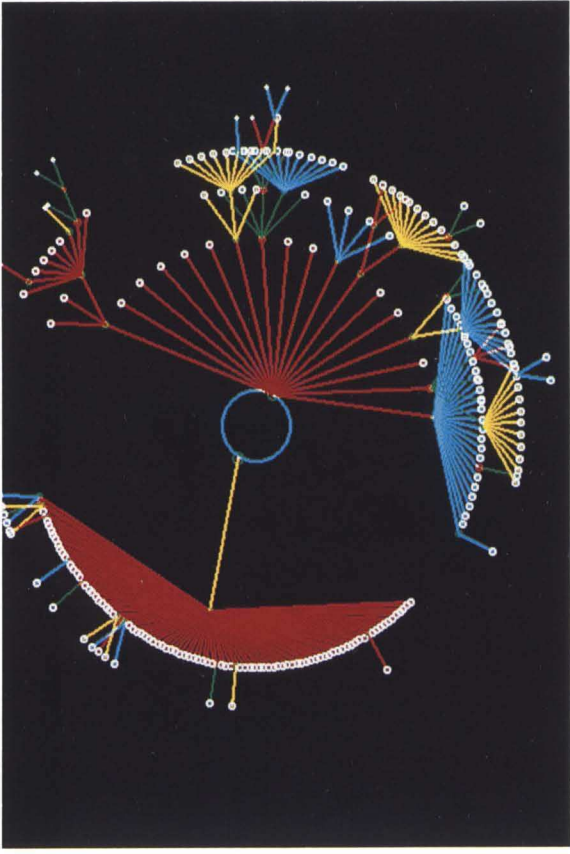
n=3 rule 193, L=15, seed 110011000001101
Equivalent transient trees suppressed.



n=3 rule 193, L=18, seed 011010001110000010




n=3 rule 41 (mutant 1), L=16, seed 0001010001000101



n=3 rule 33, L=16, seed 011111111111100000



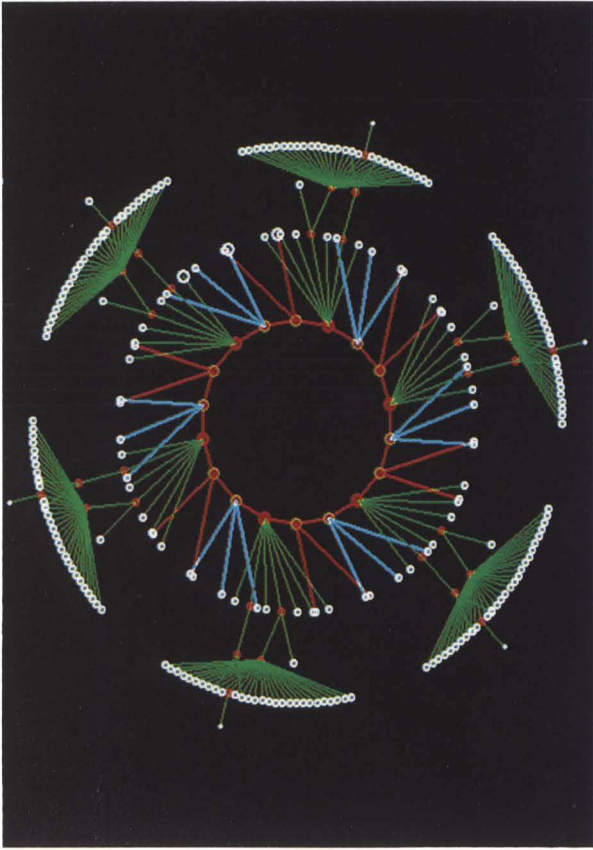
n=3 rule 249, L=15, seed all 0s
Equivalent transient branches suppressed.



n=3 rule 18, L=18, seed 101000000101000000




n=3 rule 251, L=12, seed singleton
Equivalent transient branches suppressed.



n=3 rule 9, L=12, seed 010000010001




n=3 rule 250, L=15, seed all 1s
Equivalent transient branches suppressed.




n=3 rule 58, L=15, seed 011011011011011



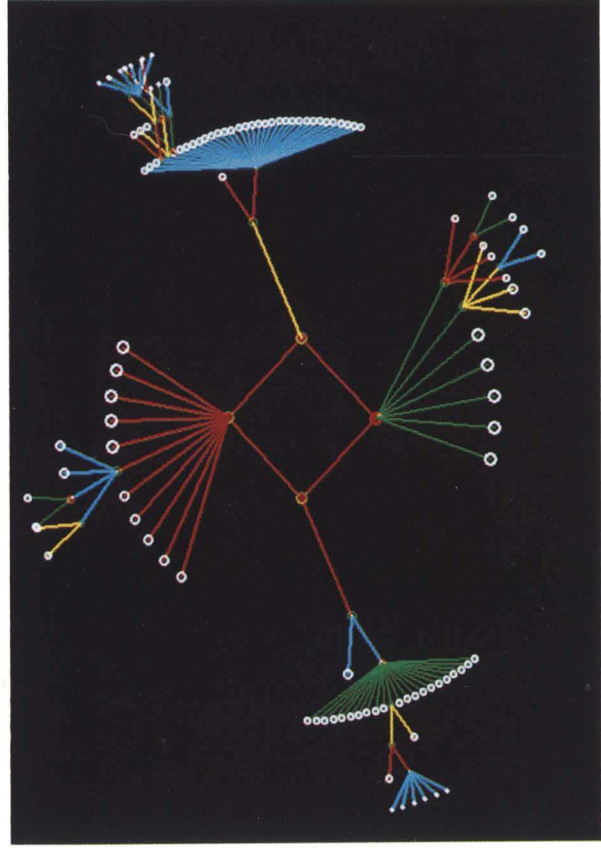
n=3 rule 228, L=15, seed singleton




n=3 rule 90, L=24, seed 10000000000001000000000000




n=3 rule 60, L=24, seed 011011011011011011011011011



n=3 rule 126, L=11, seed singleton



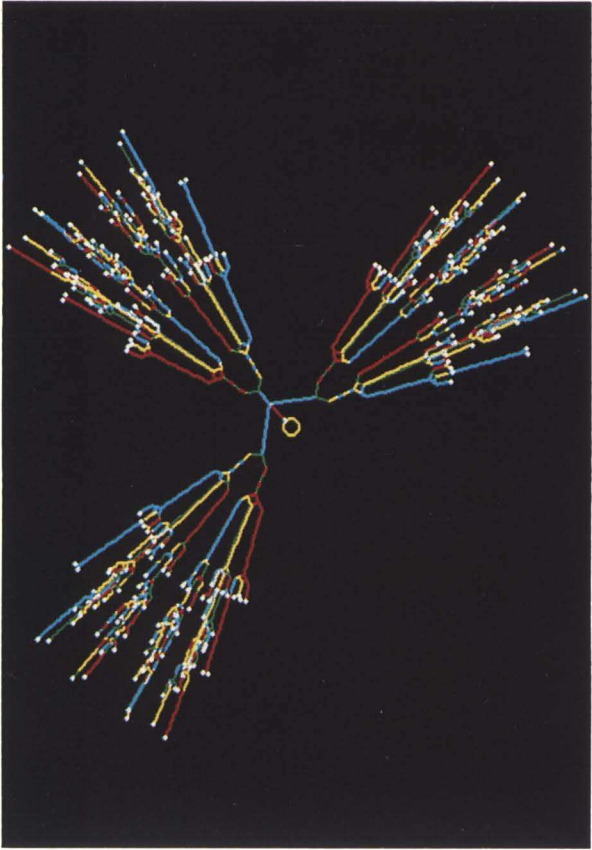
n=3 rule 51 (mutant 1), L=31, seed singleton



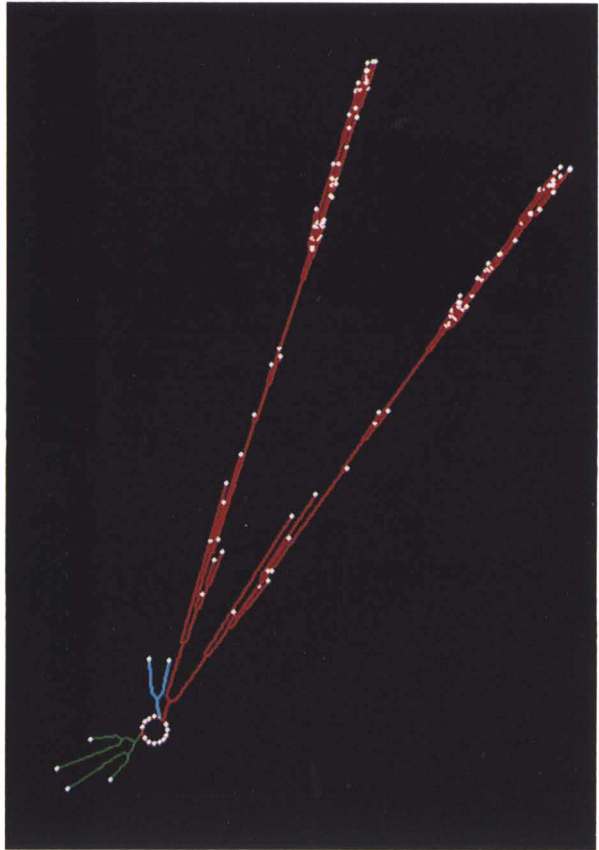
n=3 rule 225, L=13, seed 2769



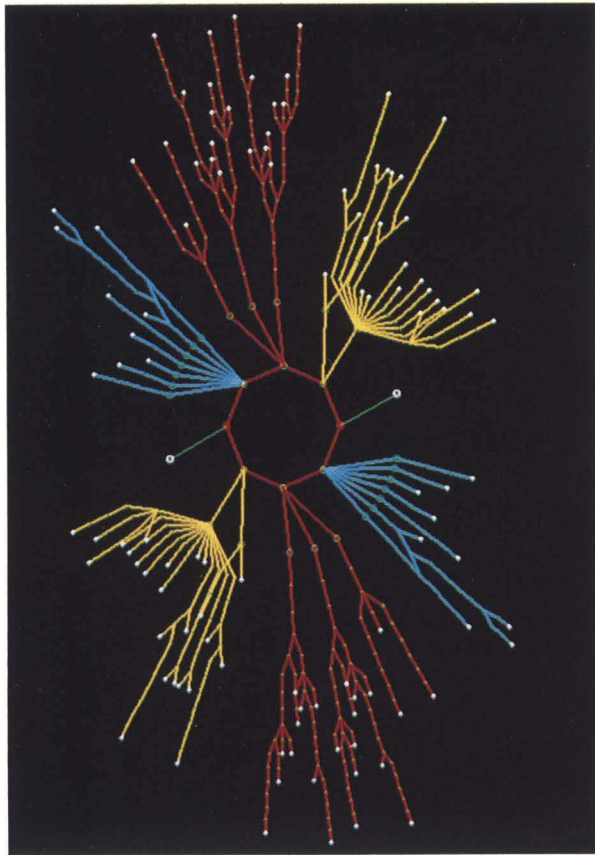
n=3 rule 30, L=15, seed 28096
Equivalent transient trees suppressed.




n=3 rule 225, L=12, seed all 0s



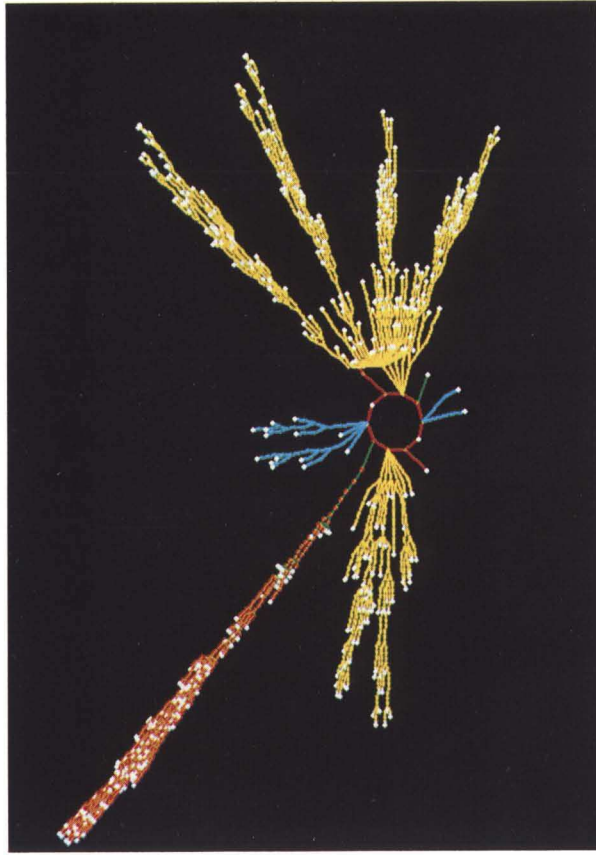
n=3 rule 225, L=16, seed 1000000010000000



n=5 code 10, L=16, seed singleton



n=5 code 10, L=15, seed singleton



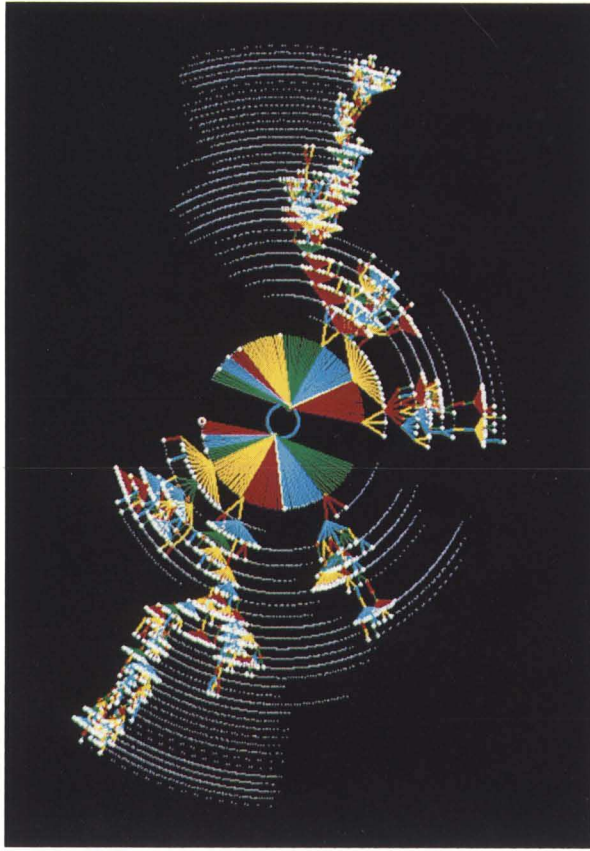
n=5 code 10, L=19, seed singleton




n=5 code 25, L=15, seed all 0s
Equivalent transient branches suppressed.



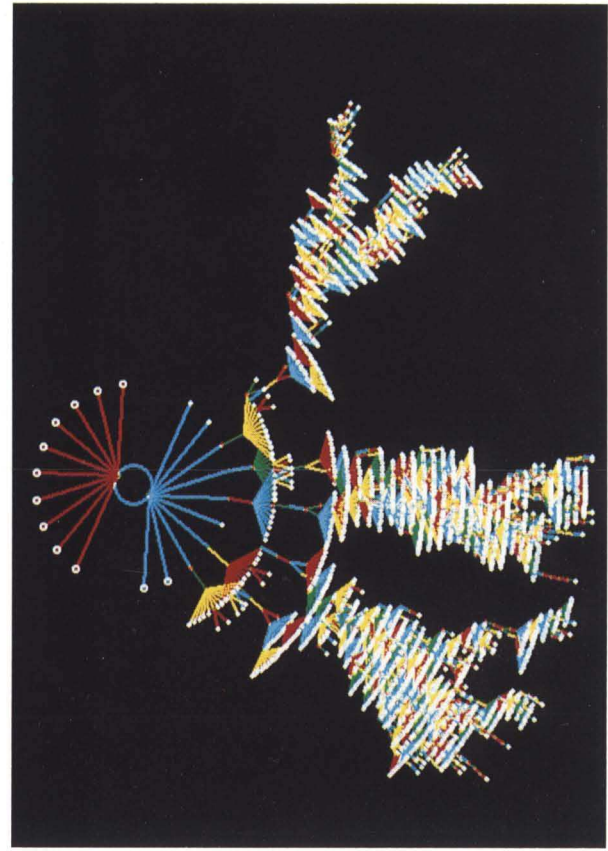
n=5 code 14, L=12, seed all 0s
Equivalent transient branches suppressed.



n=5 code 11, L=15, seed all 0s
Equivalent transient branches suppressed.



n=5 code 53, L=15, seed 101111101101100



n=5 code 53, L=15, seed singleton




FIGURE A1.4 Mode 3. $n = 5$ rule 4234825112 ($Z = .6171875$, λ ratio = .9375), $L = 450$, 330 time steps. The rule “evolved” as illustrated in Fig. A1.5(a).

The latest (mutated) rule number (in decimal and binary), and the λ parameter, λ ratio, and the Z parameter will be given.


When running forward using *modes 1 and 2 only*, if a repeat state is found, the space-time patterns will stop. Information regarding the attractor cycle will be given.

The revision menu will then be presented, with the added options of selecting the *repeat state* as the new seed, and running forwards or backwards. A repeat state must be on the attractor cycle and thus have at least one pre-image.

A1.4.12 Color Cells According to Neighbourhoods

Each cell may be assigned a color depending on the neighbourhood which determined the cell's value. Colors are assigned to the rule table from a palette of 16 available colors. Black represents the neighbourhood all zeros, and white all ones. The color option is selected in the set-up screen, or toggled on and off during the run with key F3.

(a)



(b)




FIGURE A1.5 (a) Mode 3: one-bit mutations. 5-rule 1550470552 (see chapter 4, Fig. 4.1(b)) with a number of one-bit mutations during the run to “evolve” the $n = 5$ rule 4234825112, (see Fig. A1.4). 480 time steps. (b) Mode 3: automatic mutations. $n = 3$ rule 30, with a one-bit random mutation at each time step. $L = 200$. 480 time steps.

Atlas of Basin of Attraction Fields

CA rules are presented in sequence according to the rule in the top left hand corner of the rule cluster. Complementary equivalence classes are presented on facing pages. Subject to available space, basin of attraction fields and data are shown for a range of array length L of 1 to 15 for $n = 3$ rules, and 3 to 16 for $n = 5$ totalistic codes. All basin of attraction fields are drawn to the same scale. The scale of the blow up of a typical basin varies.

Note that some pages are left intentionally blank in order for rules and their complements to appear on facing pages.

A2.1 Contents

A2.2 Key to Basin Field Presentation	82
A2.3 $n=3$ Rules	
A2.3.1 Index	83
A2.3.2 Symmetrical Rules	84
A2.3.3 Semi-Asymmetrical Rules	125
A2.3.4 Fully Asymmetrical Rules	158
A2.4 $n=5$ Rules, Totalistic Code	
A2.4.1 Index	185
A2.4.2 Totalistic Codes	185

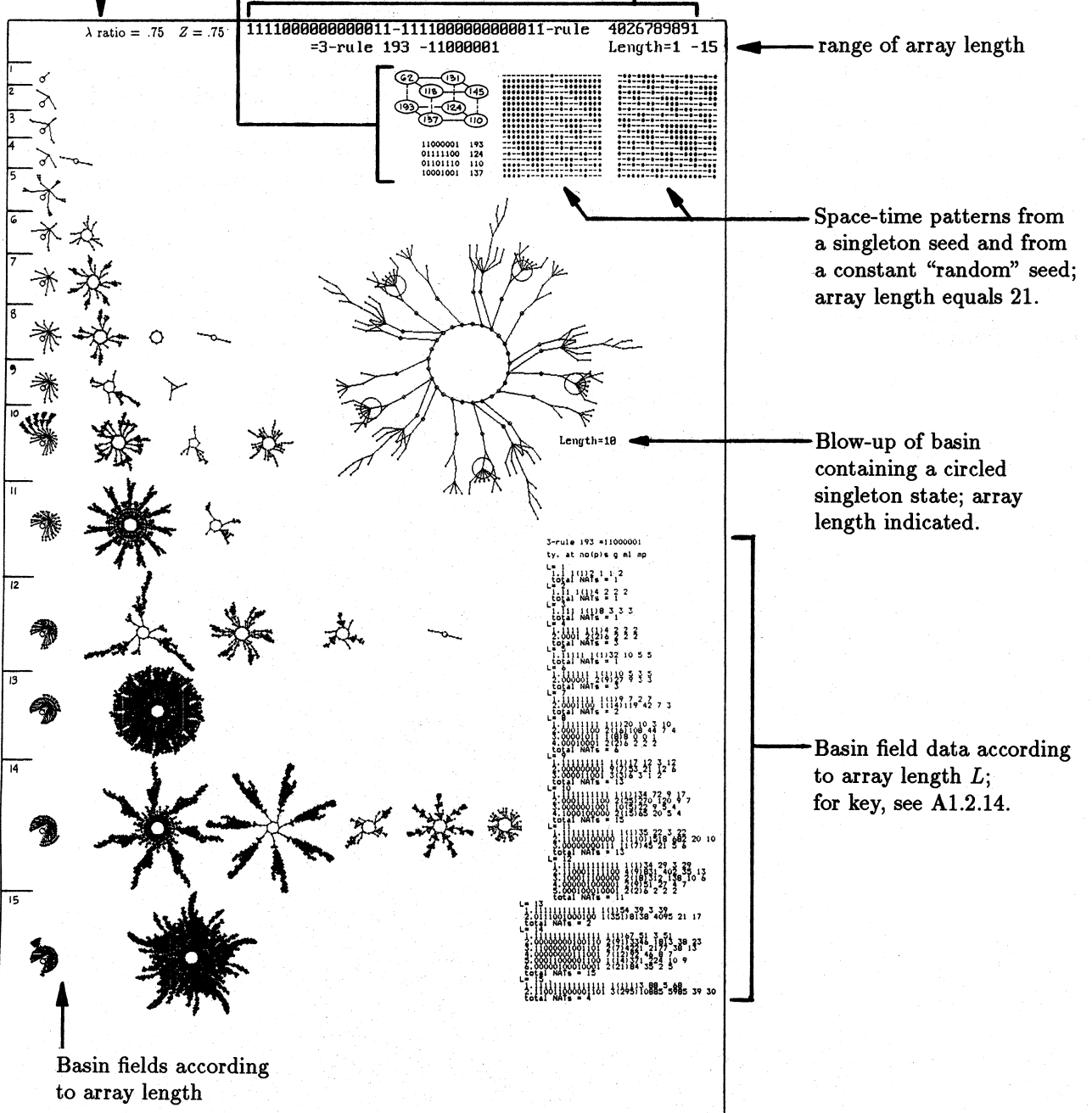
A2.2 Key to Basin Field Presentation

A typical page from the Atlas of basin of attraction fields is annotated below.

The rule cluster, and the rule or code numbers forming the equivalence class to which the basin fields relate, shown in decimal and binary.

$n = 5$ equivalent binary and decimal rule number;
 $n = 3$ binary and decimal rule or code number below.

λ ratio and Z parameter



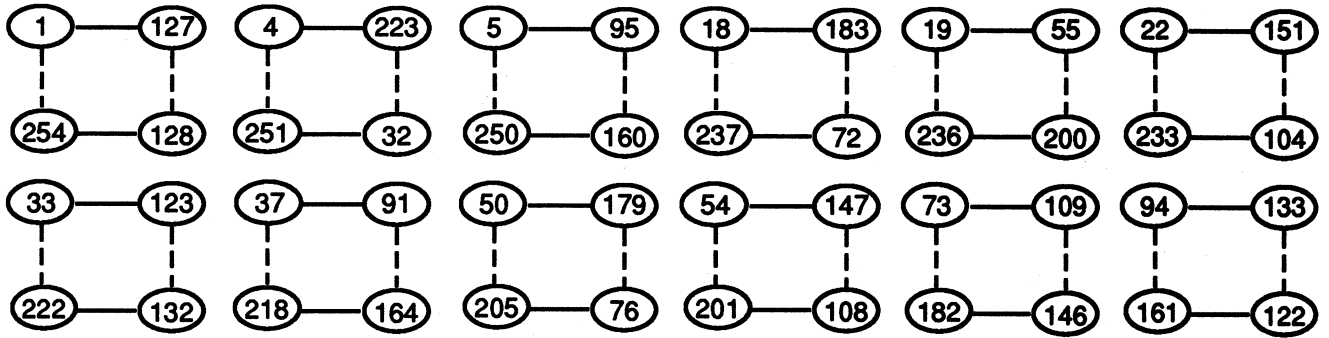
A2.3 n=3 Rules
A2.3.1 Index

Key: [decimal rule number],[hex rule number]-[page number].

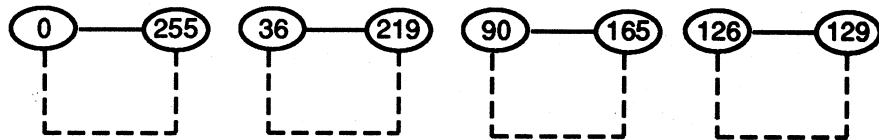
0,0-85	32,20-89	64,40-127	96,60-131	128,80-87	160,A0-91	192,C0-129	224,E0-133
1,1-86	33,21-100	65,41-134	97,61-150	129,81-123	161,A1-119	193,C1-157	225,E1-145
2,2-126	34,22-137	66,42-169	98,62-173	130,82-135	162,A2-139	194,C2-171	226,E2-175
3,3-128	35,23-146	67,43-170	99,63-180	131,83-156	163,A3-154	195,C3-183	227,E3-173
4,4-88	36,24-103	68,44-136	100,64-149	132,84-101	164,A4-105	196,C4-147	228,E4-143
5,5-90	37,25-104	69,45-138	101,65-152	133,85-118	165,A5-117	197,C5-155	229,E5-141
6,6-130	38,26-148	70,46-172	102,66-183	134,86-151	166,A6-153	198,C6-181	230,E6-171
7,7-132	39,27-142	71,47-174	103,67-170	135,87-144	167,A7-140	199,C7-172	231,E7-169
8,8-127	40,28-131	72,48-93	104,68-97	136,88-129	168,A8-133	200,C8-95	232,E8-99
9,9-134	41,29-150	73,49-112	105,69-120	137,89-157	169,A9-145	201,C9-111	233,E9-97
10,A-161	42,2A-165	74,4A-141	106,6A-145	138,8A-163	170,AA-167	202,CA-143	234,EA-133
11,B-162	43,2B-176	75,4B-152	107,6B-150	139,8B-179	171,AB-165	203,CB-149	235,EB-131
12,C-136	44,2C-149	76,4C-107	108,6C-111	140,8C-147	172,AC-143	204,CC-109	236,EC-95
13,D-138	45,2D-152	77,4D-114	109,6D-112	141,8D-155	173,AD-141	205,CD-107	237,ED-93
14,E-164	46,2E-179	78,4E-155	110,6E-157	142,8E-177	174,AE-163	206,CE-147	238,EE-129
15,F-166	47,2F-162	79,4F-138	111,6F-134	143,8F-164	175,AF-161	207,CF-136	239,EF-127
16,10-126	48,30-137	80,50-161	112,70-165	144,90-135	176,B0-139	208,D0-163	240,F0-167
17,11-128	49,31-146	81,51-162	113,71-176	145,91-156	177,B1-154	209,D1-179	241,F1-165
18,12-92	50,32-106	82,52-140	114,72-154	146,92-113	178,B2-115	210,D2-153	242,F2-139
19,13-94	51,33-108	83,53-142	115,73-146	147,93-110	179,B3-106	211,D3-148	243,F3-137
20,14-130	52,34-148	84,54-164	116,74-179	148,94-151	180,B4-153	212,D4-177	244,F4-163
21,15-132	53,35-142	85,55-166	117,75-162	149,95-144	181,B5-140	213,D5-164	245,F5-161
22,16-96	54,36-110	86,56-144	118,76-156	150,96-121	182,B6-113	214,D6-151	246,F6-135
23,17-98	55,37-94	87,57-132	119,77-128	151,97-96	183,B7-92	215,D7-130	247,F7-126
24,18-169	56,38-173	88,58-141	120,78-145	152,98-171	184,B8-175	216,D8-143	248,F8-133
25,19-170	57,39-180	89,59-152	121,79-150	153,99-183	185,B9-173	217,D9-149	249,F9-131
26,1A-140	58,3A-154	90,5A-117	122,7A-119	154,9A-153	186,BA-139	218,DA-105	250,FA-91
27,1B-142	59,3B-146	91,5B-104	123,7B-100	155,9B-148	187,BB-137	219,DB-103	251,FB-89
28,1C-172	60,3C-183	92,5C-155	124,7C-157	156,9C-181	188,BC-171	220,DC-147	252,FC-129
29,1D-174	61,3D-170	93,5D-138	125,7D-134	157,9D-172	189,BD-169	221,DD-136	253,FD-127
30,1E-144	62,3E-156	94,5E-118	126,7E-123	158,9E-151	190,BE-135	222,DE-101	254,FE-87
31,1F-132	63,3F-128	95,5F-90	127,7F-86	159,9F-130	191,BF-126	223,DF-88	255,FF-85

A2.3.2 Symmetric Rule Clusters (see section 3.3.8)

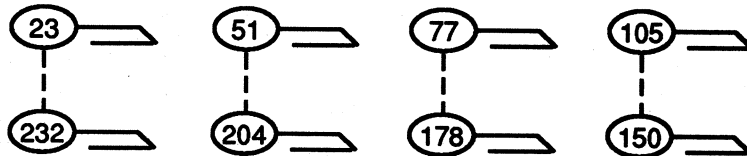
By definition, $R = R_r$, so the reflection links will collapse.



The cluster will collapse further, if for a given rule R , $R_c = R_n$



and also if $R = R_n$



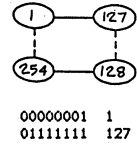
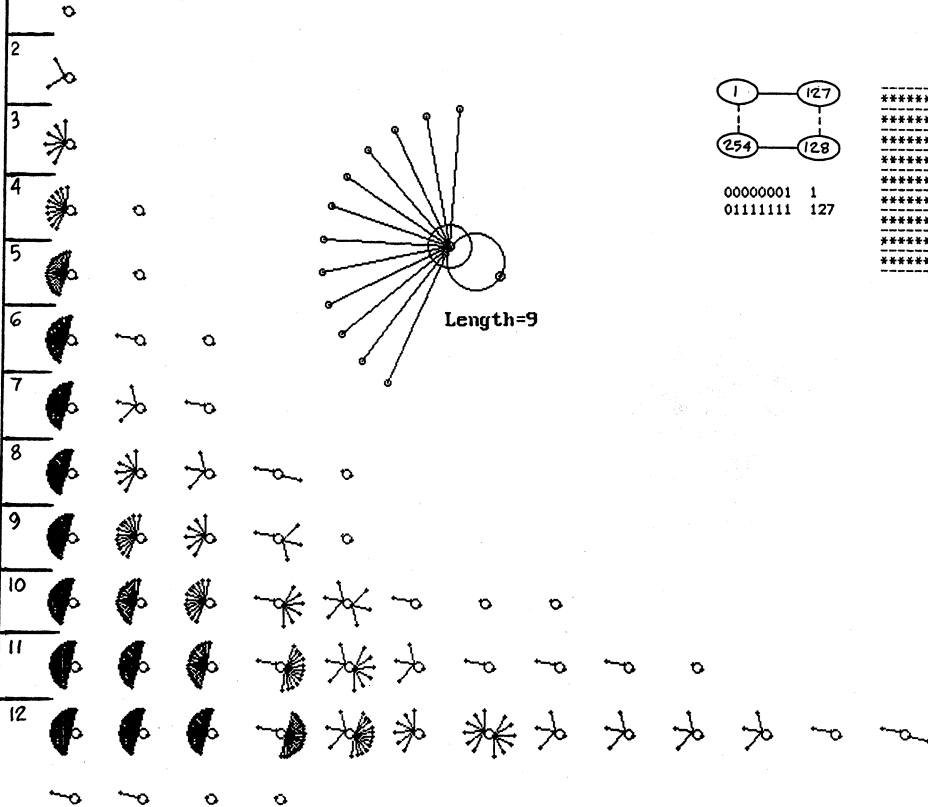
0			4		1		5	
	18			22		19		23
	72		76		73		77	
		90		94		91		95
32			36		33		37	
	50			54		51		55
	104		108		105		109	
		122		126		123		127
128			132		129		133	
	146			150		147		151
	200		204		201		205	
		218		222		219		223
160			164		161		165	
	178			182		179		183
	232		236		233		237	
		250		254		251		255

The rule-space matrix (see appendix 4).

λ ratio = .25 Z = .25

0000000000000011-0000000000000011-rule
=3-rule 1 -00000001

196611
Length=1 -12



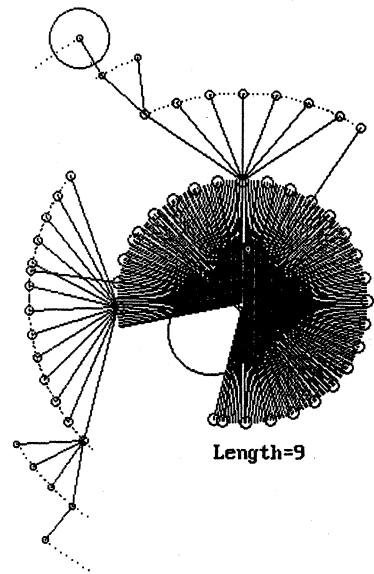

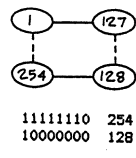
```
*****
*****
*****
*****
*****
*****
*****
*****
*****
*****
*****
*****
```

```
3-rule 1 =00000001
ty. at no(p)s g ml mp
L= 1
1.0 1(2)2 0 0 1
total NATs = 1
L= 2
1.00 1(2)4 2 1 3
total NATs = 3
L= 3
1.000 1(2)8 6 1 7
total NATs = 10
L= 4
1.0000 1(2)12 10 1 11
total NATs = 23
L= 5
1.00000 1(2)20 20 1 21
total NATs = 46
L= 6
1.000000 1(2)40 38 1 39
total NATs = 100
L= 7
1.0000000 1(2)72 70 1 71
total NATs = 196
L= 8
1.00000000 1(2)132 130 1 131
total NATs = 377
L= 9
1.000000000 1(2)242 240 1 241
total NATs = 754
```

λ ratio = .25 Z = .25

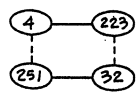
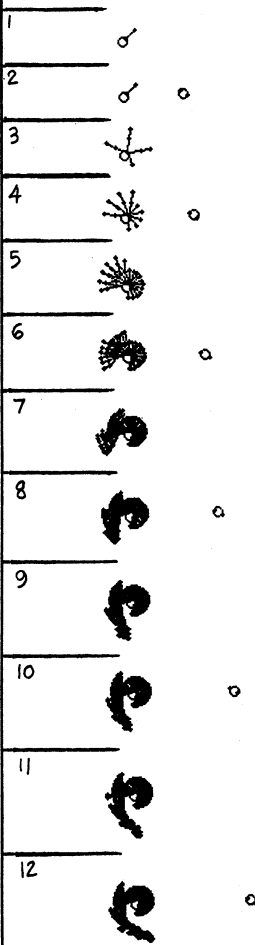
111111111111100-111111111111100-rule 4294770684
 =3-rule 254 -11111110 Length=1 -12

- 1
- 2
- 3
- 4
- 5
- 6
- 7
- 8
- 9
- 10
- 11
- 12

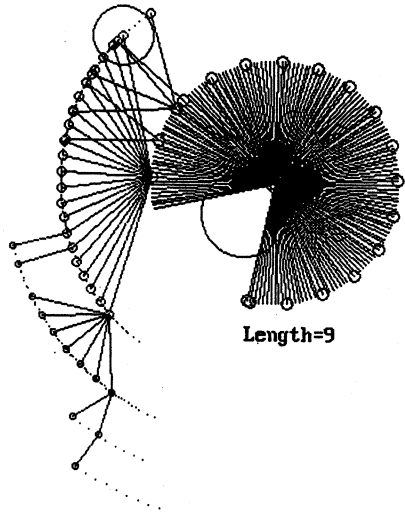



3-rule 254 =11111110
 ty. at no(p)s g ml mp
 L= 1
 1.0 1(1)1 0 0 1
 total NATs = 2
 L= 2
 1.00 1(1)1 0 0 1
 2.1 1(1)1 0 1 1
 total NATs = 2
 L= 3
 1.000 1(1)1 0 0 1
 2.11 1(1)1 0 1 1
 total NATs = 2
 L= 4
 1.0000 1(1)1 0 0 1
 2.1111 1(1)1 0 1 1
 total NATs = 2
 L= 5
 1.00000 1(1)1 0 0 1
 2.11111 1(1)1 0 1 1
 total NATs = 2
 L= 6
 1.000000 1(1)1 0 0 1
 2.111111 1(1)1 0 1 1
 total NATs = 2
 L= 7
 1.0000000 1(1)1 0 0 1
 2.1111111 1(1)1 0 1 1
 total NATs = 2
 L= 8
 1.00000000 1(1)1 0 0 1
 2.11111111 1(1)1 0 1 1
 total NATs = 2
 L= 9
 1.000000000 1(1)1 0 0 1
 2.111111111 1(1)1 0 1 1
 total NATs = 2
 L= 10
 1.0000000000 1(1)1 0 0 1
 2.1111111111 1(1)1 0 1 1
 total NATs = 2
 L= 11
 1.00000000000 1(1)1 0 0 1
 2.11111111111 1(1)1 0 1 1
 total NATs = 2
 L= 12
 1.000000000000 1(1)1 0 0 1
 2.111111111111 1(1)1 0 1 1
 total NATs = 2

λ ratio = .25 Z = .25 111111111001111-111111111001111-rule 4291821519
 =3-rule 251 -1111011 Length=1 -12



11111011 251
 00100000 32



3-rule 251 =1111011
 ty. at no(p)s g ml mp
 L= 1
 1.1 1(1)2 1 1 2
 total NATs = 1
 L= 2
 1.11 1(1)2 1 1 2
 2.01 1(2)2 0 0 1
 total NATs = 2
 L= 3
 1.111 1(1)8 4 2 5
 total NATs = 1
 L= 4
 1.1111 1(1)14 9 2 10
 2.0101 1(2)2 0 0 1
 total NATs = 2
 L= 5
 1.11111 1(1)32 21 3 17
 total NATs = 1
 L= 6
 1.111111 1(1)62 46 3 29
 2.010101 1(2)2 0 0 1
 total NATs = 2
 L= 7
 1.1111111 1(1)128 99 4 51
 total NATs = 1
 L= 8
 1.11111111 1(1)254 209 4 90
 2.01010101 1(2)2 0 0 1
 total NATs = 2
 L= 9
 1.111111111 1(1)512 436 5 158
 total NATs = 1
 L= 10
 1.1111111111 1(1)1022 901 5 277
 2.0101010101 1(2)2 0 0 1
 total NATs = 2
 L= 11
 1.11111111111 1(1)2048 1849 6 486
 total NATs = 1
 L= 12
 1.111111111111 1(1)4094 3774 6 853
 2.010101010101 1(2)2 0 0 1
 total NATs = 2

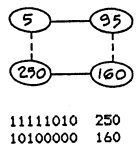

λ ratio = .5 $Z = 5$

1111111111001100-1111111111001100-rule
=3-rule 250 -11111010

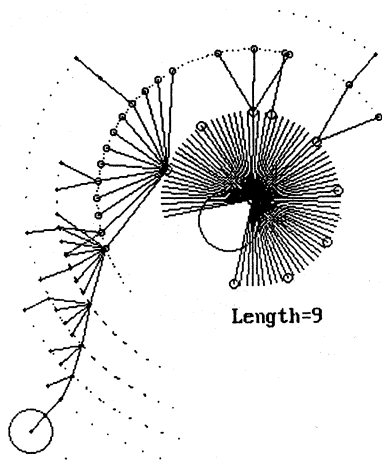

4291624908

Length=1 -15

- 1
- 2
- 3
- 4
- 5
- 6
- 7
- 8
- 9
- 10
- 11
- 12
- 13
- 14
- 15



11111010 250
10100000 160



Length=9

3-rule 250 =11111010
ty. at no(p)l s g ml mp

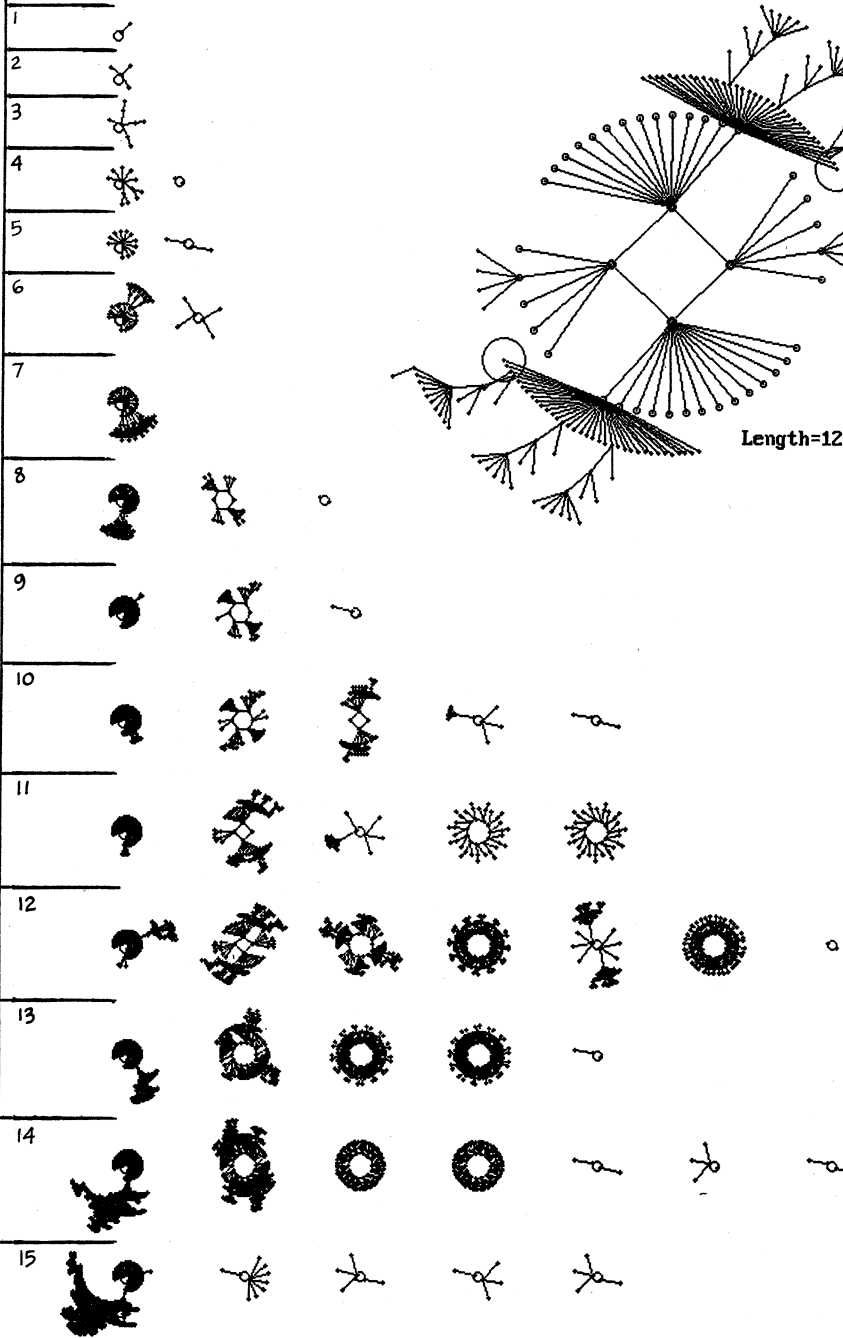

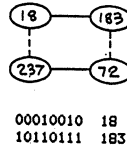
```

L=1
1.0 1(1)1 0 0 1
2.1 1(1)1 0 0 1
total NATs = 2
L=2
1.00 1(1)1 0 0 1
2.01 1(2)2 0 0 1
total NATs = 3
L=3
1.000 1(1)1 0 0 1
2.111 1(1)1 0 0 1
total NATs = 2
L=4
1.1010 1(2)6 4 1 3
3.1111 1(1)9 8 1 9
total NATs = 3
L=5
1.00000 1(1)1 0 0 1
2.11111 1(1)31 15 4 11
total NATs = 2
L=6
1.000000 1(1)1 0 0 1
2.010101 1(2)14 6 2 4
3.11111 1(1)49 33 2 16
total NATs = 3
L=7
1.0000000 1(1)1 0 0 1
2.111111 1(1)127 77 6 29
total NATs = 2
L=8
1.00000000 1(1)1 0 0 1
2.10101010 1(2)30 12 3 7
3.1111111 1(1)225 144 3 49
total NATs = 3
L=9
1.000000000 1(1)1 0 0 1
2.11111111 1(1)511 354 8 76
total NATs = 2
L=10
1.0000000000 1(1)1 0 0 1
2.01010101 1(2)62 30 1 11
3.11111111 1(1)921 705 4 121
total NATs = 3
L=11
1.00000000000 1(1)1 0 0 1
2.111111111 1(1)2047 1562 10 199
total NATs = 2
L=12
1.000000000000 1(1)1 0 0 1
2.1010101010 1(2)126 70 5 18
3.1111111111 1(1)3969 3185 5 324
total NATs = 3
L=13
1.0000000000000 1(1)1 0 0 1
2.11111111111 1(1)8191 6695 12 521
total NATs = 2
L=14
1.00000000000000 1(1)1 0 0 1
2.010101010101 1(2)250 154 6 29
3.111111111111 1(1)16129 13629 6 841
total NATs = 3
L=15
1.000000000000000 1(1)1 0 0 1
2.1111111111111 1(1)32767 28158 14 1364
total NATs = 2
    
```

λ ratio = .5 $Z = 5$

0000001100001100-0000001100001100-rule
 =3-rule 18-00010010

51118860
 Length=1-15



3-rule 18 = 00010010
 ty. at no(p)s g ml mp

L=1
 1 0 1(1)2 1 1 2
 total NATs = 1

L=2
 1 00 1(1)4 3 1 4
 total NATs = 1

L=3
 1 000 1(1)8 4 2 5
 total NATs = 1

L=4
 1 0000 1(1)12 9 2 8
 2 0011 2(2)2 0 0 1
 total NATs = 3

L=5
 1 00000 1(1)12 11 1 12
 2 10010 5(2)4 2 1 2
 total NATs = 5

L=6
 1 000000 1(1)46 33 4 19
 total NATs = 4

L=7
 1 0000000 1(1)128 92 5 30
 total NATs = 1

L=8
 1 00000000 1(1)132 109 8 48
 5 00110011 2(2)2 0 0 1 88 48
 total NATs = 7

L=9
 1 000000000 1(1)180 76 2 77
 2 100000010 6(6)45 34 3 13
 3 000110011 9(2)3 1 1 2 13
 total NATs = 19

L=10
 1 0000000000 1(1)134 123 2 124
 4 1000000100 3(3)95 72 5 21
 2 010010001 5(2)12 9 2 5
 3 0001010011 10(2)4 2 1 2
 total NATs = 26

L=11
 1 00000000000 1(1)211 199 2 200
 4 0100001000 11(1)136 110 6 34
 2 01001000011 1(1)144 22 3 4
 3 01001010000 1(1)144 22 2 4
 total NATs = 25

L=12
 1 000000000000 1(1)534 459 8 323
 4 0100000000100 6(4)198 158 5 55
 2 010001000011 1(36)160 120 2 55
 3 010001010000 3(2)114 90 3 14
 6 010001011000 1(2)160 120 2 5
 7 0001100110011 2(2)2 0 0 1
 total NATs = 20

L=13
 1 0000000000000 1(1)2121 1730 8 522
 2 1000000000010 13(14)428 373 6 89
 3 100000101000 1(39)234 182 3 6
 3 0001100110011 13(2)5 1 1 2
 total NATs = 29

L=14
 1 00000000000000 1(1)11960 10300 17 844
 2 10000000000010 7(14)582 518 6 90
 2 10000000001000 1(14)98 84 1 7
 3 00010100010011 14(2)4 2 1 2
 6 00011000110011 14(2)5 3 1 4
 7 0001100110011 7(2)4 2 1 2
 total NATs = 45

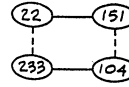

L=15
 1 000000000000000 1(1)32448 28619 19 1365
 1 00010100010010 5(2)10 8 1 4
 2 000101000110011 15(2)6 4 1 4
 2 0001010001010011 15(2)6 4 1 4
 5 00011001100011 15(2)6 4 1 4
 total NATs = 51

λ ratio = .75 Z = .75

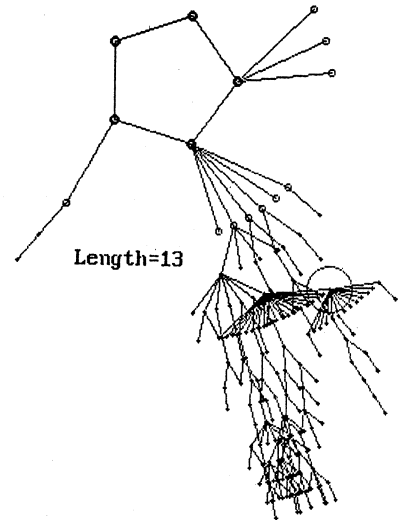

0000001100111100-0000001100111100-rule
=3-rule 22 -00010110

54264636

Length=1 -15



00010110 22
10010111 151



3-rule 22 =00010110

ty. at no(p)s g ml mp

```

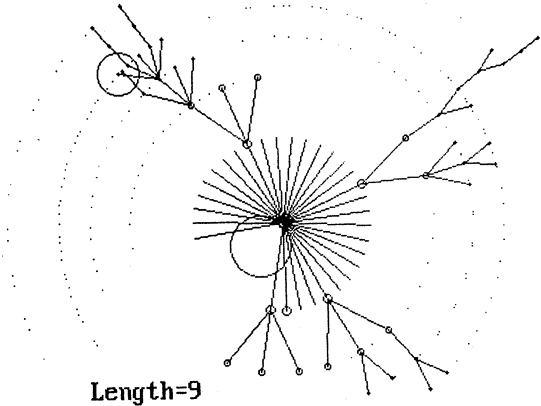

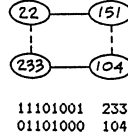

L= 1
1.00000000 1(1)1 1 1 2
total NATs = 2
L= 2
1.00100000 1(1)2 1 1 2
3.01000000 2(1)1 0 0 1
total NATs = 3
L= 3
1.00010000 1(1)3 6 2 5
3.00100000 2(1)1 0 0 1
total NATs = 5
L= 4
1.00001000 1(1)10 5 2 6
3.01010000 2(1)1 0 0 1
total NATs = 5
L= 5
1.00000100 1(1)32 6 6 7
total NATs = 1
L= 6
1.00000010 1(1)62 30 5 11
2.01010100 2(1)1 0 0 1
total NATs = 3
L= 7
1.00000001 1(1)114 50 6 16
2.00010011 1(7)7 0 0 1
3.00011011 1(7)7 0 0 1
total NATs = 3
L= 8
1.00000000 1(1)154 49 8 22
3.00000011 4(6)15 6 2 3
2.00110011 2(2)2 0 0 1
3.01010101 2(1)1 0 0 1
total NATs = 13
L= 9
1.00000000 1(1)53 42 2 32
2.00100100 4(4)51 23 9 5
total NATs = 10
L= 10
1.00000000 1(1)142 56 7 47
2.01000010 10(4)39 56 6 7
3.10000010 5(4)78 36 7 6
4.00000100 11(6)10 4 1 2
3.01010101 2(1)1 0 0 1
total NATs = 28
L= 11
1.00000000 1(1)233 100 6 68
3.01000010 11(5)50 20 7 9
4.10010001 11(11)264 88 9 3
3.00010011 11(11)264 88 9 3
7.00010011 11(11)264 88 9 3
total NATs = 25
L= 12
1.00000000 1(1)2586 1278 23 99
2.01000010 12(4)104 52 9 13
3.00100010 12(5)155 37 9 13
4.00110011 2(2)2 0 0 1
3.01010101 2(1)1 0 0 1
total NATs = 23
L= 13
1.00000000 1(1)5540 2757 20 145
2.00100010 13(5)204 104 13 19
total NATs = 14
L= 14
1.00000000 1(1)15752 7827 25 212
2.10000011 14(12)48 18 4 4
3.00010100 11(7)7 0 0 1
4.00010100 11(7)7 0 0 1
2.01010101 2(1)1 0 0 1
total NATs = 19
L= 15
1.00000000 1(1)25928 14141 32 310
2.00001100 13(20)1140 565 20 13
3.00001100 13(20)1140 565 20 13
total NATs = 7
    
```

λ ratio = .75 Z = .75

1111110011000011-111110011000011-rule
=3-rule 233 -11101001

4240702659

Length=1 -15



```

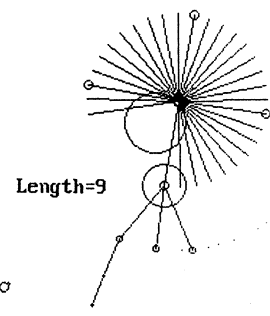

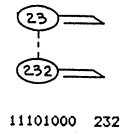

3-rule 233 =11101001
ty. at no(p)s g ml mp
L= 1
1.1 1(1)2 1 1 2
total NATs = 1
L= 2
1.1 1 1(1)2 1 1 2
2.01 1(2)2 0 0 1
total NATs = 2
L= 3
1.111 1(1)8 6 2 5
total NATs = 1
L= 4
1.111 1(1)6 5 1 6
2.0001 2(2)2 0 0 1
4.001 4(1)2 0 0 1
total NATs = 8
L= 5
1.1111 1(1)27 6 5 7
2.00111 5(1)1 0 0 1
total NATs = 6
L= 6
1.11111 1(1)56 30 4 11
2.001111 6(1)1 0 0 1
3.010101 1(2)2 0 0 1
total NATs = 8
L= 7
1.111111 1(1)114 43 5 16
2.0011111 7(1)2 1 1 2
total NATs = 8
L= 8
1.1111111 1(1)190 73 6 22
2.00010001 2(2)2 0 0 1
3.00110011 4(1)1 0 0 1
4.01010101 1(2)2 0 0 1
total NATs = 16
L= 9
1.11111111 1(1)395 204 8 32
2.001100111 9(1)1 0 0 1
total NATs = 19
L= 10
1.111111111 1(1)727 346 7 47
2.1111100111 10(1)27 11 4 6
3.0110011110 10(1)2 1 1 2
4.0011001110 5(1)1 0 0 1
5.0101010101 1(2)2 0 0 1
total NATs = 27
L= 11
1.1111111111 1(1)1355 595 7 68
2.111111001111 1(1)28 22 5 9
3.011100111110 11(1)2 1 1 2
4.0100111110 11(1)2 1 1 2
total NATs = 34
L= 12
1.111111111111 1(1)2616 1374 9 99
2.011110011110 12(1)5 2 2 3 6 13
3.011100111110 12(1)5 4 3 4
4.0100111110 12(1)5 0 0 1
5.000100010001 2(2)2 0 0 1
6.001100111011 4(1)1 0 0 1
7.010101010101 1(2)2 0 0 1
total NATs = 50
L= 13
1.1111111111111 1(1)5020 2614 9 145
2.1111110011111 13(1)21 11 10 8 19
3.0111100111110 13(1)11 4 4 4 4
4.011100110011 13(1)9 5 3 6 4
5.0100111110 13(1)5 3 6 4
6.001100110011 13(1)1 0 0 1
total NATs = 66
L= 14
1.11111111111111 1(1)9662 4936 8 212
2.11111110011111 14(1)41 11 19 8 28
3.01111100111110 14(1)16 8 4 5
4.011100111110 7(1)15 7 4 6
5.11111001110011 14(1)24 10 6 6
6.01100111001110 14(1)2 1 1 2 9
7.011001111110 14(1)17 8 4 9
8.01100111001110 14(1)1 0 0 1
9.01010101010101 1(2)2 0 0 1
total NATs = 93

```


λ ratio = 1 $Z = .5$
majority rule

111110011000000-111110011000000-rule
=3-rule 232 -11101000

4240506048
Length=1 -14



3-rule 232 = 11101000
 ty. at no(p)s g ml mp

```



[ = 1
1.0 1(1)1 0 0 1
2.1 1(1)1 0 0 1
total NATs = 2
[ = 2
1.00 1(1)1 0 0 0 1
2.01 1(2)2 0 0 1
3.1 1(1)1 0 0 0 1
total NATs = 4
[ = 3
1.000 1(1)4 0 1 4
2.11 1(1)4 0 1 4
total NATs = 2
[ = 4
1.0000 1(1)5 4 1 5
2.001 1(1)5 4 1 5
3.010 1(2)2 0 0 1 5
4.111 1(1)5 4 1 5
total NATs = 7
[ = 5
1.00000 1(1)11 5 2 6
2.0001 1(1)11 5 2 6
3.011 1(1)11 5 2 6
4.1111 1(1)11 5 2 6
total NATs = 12
[ = 6
1.000000 1(1)15 9 2 10
2.00001 1(1)15 9 2 10
3.0001 1(1)15 9 2 10
4.0101 1(2)2 0 0 1 10
5.1111 1(1)15 9 2 10
total NATs = 21
[ = 7
1.0000000 1(1)29 14 15
2.000001 1(1)29 14 15
3.00001 1(1)29 14 15
4.0001 1(1)29 14 15
5.0100 1(2)2 0 0 1 15
6.1111 1(1)29 14 15
total NATs = 39
[ = 8
1.00000000 1(1)45 28 21
2.00000001 1(1)45 28 21
3.0000001 1(1)45 28 21
4.000001 1(1)45 28 21
5.0001 1(1)45 28 21
6.0010 1(2)2 0 0 1 21
7.1111 1(1)45 28 21
total NATs = 47
[ = 9
1.000000000 1(1)76 48 31
2.000000001 1(1)76 48 31
3.00000001 1(1)76 48 31
4.0000001 1(1)76 48 31
5.000001 1(1)76 48 31
6.0001 1(1)76 48 31
7.0010 1(2)2 0 0 1 31
8.1111 1(1)76 48 31
total NATs = 74
[ = 10
1.0000000000 1(1)121 85 4 46
2.0000000001 1(1)121 85 4 46
3.000000001 1(1)121 85 4 46
4.00000001 1(1)121 85 4 46
5.0000001 1(1)121 85 4 46
6.000001 1(1)121 85 4 46
7.0001 1(1)121 85 4 46
8.0010 1(2)2 0 0 1 46
9.1111 1(1)121 85 4 46
total NATs = 123
  
```


λ ratio = .5 Z = 5

1111001111111100-1111001111111100-rule
=3-rule 222 -11011110

4093441020
Length=1 -13

1
2
3
4
5
6
7
8
9
10
11
12
13



3-rule 222 =11011110
ty. at no(p)s g ml mp

```

L=1
1-0 1(1)1 0 0 1
total NATs = 2
L=2
1-00 1(1)1 0 0 0 1
2-01 1(1)1 0 0 0 1
total NATs = 4
L=3
1-000 1(1)1 0 0 0 1
2-011 1(1)1 0 0 0 1
3-010 1(1)1 0 0 0 1
total NATs = 8
L=4
1-0000 1(1)1 0 0 0 1
2-0111 1(1)1 0 0 0 1
3-0101 1(1)1 0 0 0 1
4-0110 1(1)1 0 0 0 1
total NATs = 16
L=5
1-00000 1(1)1 0 0 0 1
2-01111 1(1)1 0 0 0 1
3-01011 1(1)1 0 0 0 1
4-01101 1(1)1 0 0 0 1
5-01110 1(1)1 0 0 0 1
total NATs = 32
L=6
1-000000 1(1)1 0 0 0 1
2-011111 1(1)1 0 0 0 1
3-010111 1(1)1 0 0 0 1
4-011011 1(1)1 0 0 0 1
5-011101 1(1)1 0 0 0 1
6-011110 1(1)1 0 0 0 1
total NATs = 64
L=7
1-0000000 1(1)1 0 0 0 1
2-0111111 1(1)1 0 0 0 1
3-0101111 1(1)1 0 0 0 1
4-0110111 1(1)1 0 0 0 1
5-0111011 1(1)1 0 0 0 1
6-0111101 1(1)1 0 0 0 1
7-0111110 1(1)1 0 0 0 1
total NATs = 128
L=8
1-00000000 1(1)1 0 0 0 1
2-01111111 1(1)1 0 0 0 1
3-01011111 1(1)1 0 0 0 1
4-01101111 1(1)1 0 0 0 1
5-01110111 1(1)1 0 0 0 1
6-01111011 1(1)1 0 0 0 1
7-01111101 1(1)1 0 0 0 1
8-01111110 1(1)1 0 0 0 1
total NATs = 256
L=9
1-000000000 1(1)1 0 0 0 1
2-011111111 1(1)1 0 0 0 1
3-010111111 1(1)1 0 0 0 1
4-011011111 1(1)1 0 0 0 1
5-011101111 1(1)1 0 0 0 1
6-011110111 1(1)1 0 0 0 1
7-011111011 1(1)1 0 0 0 1
8-011111101 1(1)1 0 0 0 1
9-011111110 1(1)1 0 0 0 1
total NATs = 512
L=10
1-0000000000 1(1)1 0 0 0 1
2-0111111111 1(1)1 0 0 0 1
3-0101111111 1(1)1 0 0 0 1
4-0110111111 1(1)1 0 0 0 1
5-0111011111 1(1)1 0 0 0 1
6-0111101111 1(1)1 0 0 0 1
7-0111110111 1(1)1 0 0 0 1
8-0111111011 1(1)1 0 0 0 1
9-0111111101 1(1)1 0 0 0 1
10-0111111110 1(1)1 0 0 0 1
total NATs = 1024
L=11
1-00000000000 1(1)1 0 0 0 1
2-01111111111 1(1)1 0 0 0 1
3-01011111111 1(1)1 0 0 0 1
4-01101111111 1(1)1 0 0 0 1
5-01110111111 1(1)1 0 0 0 1
6-01111011111 1(1)1 0 0 0 1
7-01111101111 1(1)1 0 0 0 1
8-01111110111 1(1)1 0 0 0 1
9-01111111011 1(1)1 0 0 0 1
10-01111111101 1(1)1 0 0 0 1
11-01111111110 1(1)1 0 0 0 1
total NATs = 2048
L=12
1-000000000000 1(1)1 0 0 0 1
2-011111111111 1(1)1 0 0 0 1
3-010111111111 1(1)1 0 0 0 1
4-011011111111 1(1)1 0 0 0 1
5-011101111111 1(1)1 0 0 0 1
6-011110111111 1(1)1 0 0 0 1
7-011111011111 1(1)1 0 0 0 1
8-011111101111 1(1)1 0 0 0 1
9-011111110111 1(1)1 0 0 0 1
10-011111111011 1(1)1 0 0 0 1
11-011111111101 1(1)1 0 0 0 1
12-011111111110 1(1)1 0 0 0 1
total NATs = 4096
L=13
1-0000000000000 1(1)1 0 0 0 1
2-0111111111111 1(1)1 0 0 0 1
3-0101111111111 1(1)1 0 0 0 1
4-0110111111111 1(1)1 0 0 0 1
5-0111011111111 1(1)1 0 0 0 1
6-0111101111111 1(1)1 0 0 0 1
7-0111110111111 1(1)1 0 0 0 1
8-0111111011111 1(1)1 0 0 0 1
9-0111111101111 1(1)1 0 0 0 1
10-0111111110111 1(1)1 0 0 0 1
11-0111111111011 1(1)1 0 0 0 1
12-0111111111101 1(1)1 0 0 0 1
13-0111111111110 1(1)1 0 0 0 1
total NATs = 8192

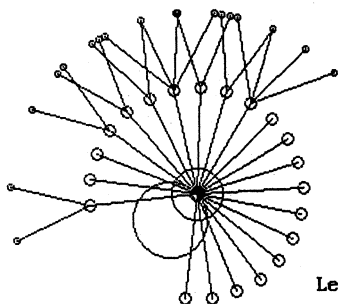
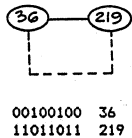
```

102


intentionally blank

λ ratio = .5 Z = .5

0000110000110000-0000110000110000-rule 204475440
=3-rule 36 -00100100 Length=1 -15



Length=10


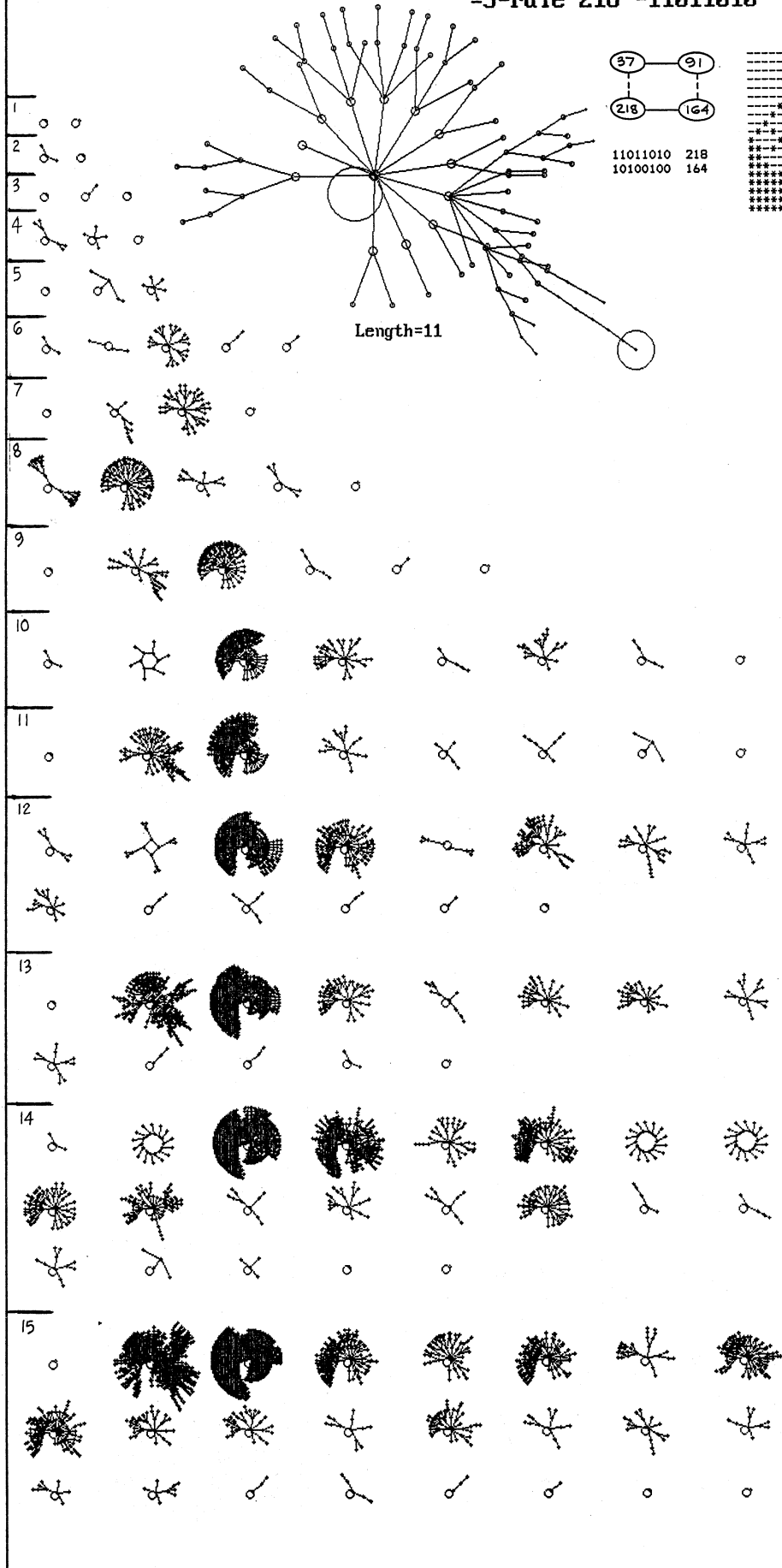


3-rule 36 =00100100
ty. at no(p)s g ml mp

```

L=1
1.0 1(1)2 1 1 2
total NATs = 1
L=2
1.00 1(1)4 2 2 2
total NATs = 1
L=3
1.000 1(1)2 1 1 2
total NATs = 4
L=4
1.0000 1(1)8 6 2 2
total NATs = 5
L=5
1.00000 1(1)2 1 1 2
total NATs = 6
L=6
1.000000 1(1)22 14 2 12
total NATs = 6
L=7
1.0000000 1(1)46 32 2 20
total NATs = 10
L=8
1.00000000 1(1)86 64 2 30
total NATs = 15
L=9
1.000000000 1(1)152 114 2 46
total NATs = 21
L=10
1.0000000000 1(1)272 217 2 74
total NATs = 31
L=11
1.00000000000 1(1)504 412 2 122
total NATs = 48
L=12
1.000000000000 1(1)948 793 2 200
total NATs = 67
L=13
1.0000000000000 1(1)1790 1530 2 324
total NATs = 98
L=14
1.00000000000000 1(1)3356 2926 2 522
total NATs = 144
L=15
1.000000000000000 1(1)6262 5560 2 842
total NATs = 211
  
```


λ ratio = .75 $Z = .75$ 1111001111001100-1111001111001100-rule 4090295244
=3-rule 218 -11011010 Length=1 -15



3-rule 218 =11011010
ty. at no(p)s g ml mp

```

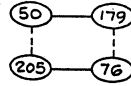
L=1
1.0 1(1)1 0 0 1
total NATs = 2
L=2
1.00 1(1)3 0 1 3
total NATs = 2 1
L=3
1.000 1(1)4 0 0 1
total NATs = 5
L=4
1.0000 1(1)7 4 2 2
total NATs = 6
L=5
1.00000 1(1)8 6 0 1
total NATs = 7
L=6
1.000000 1(1)13 3 2 1
total NATs = 14
L=7
1.0000000 1(1)11 0 0 1
total NATs = 16
L=8
1.00000000 1(1)17 4 4 4
total NATs = 22
L=9
1.000000000 1(1)21 0 0 1
total NATs = 32
L=10
1.0000000000 1(1)32 2 1 3
total NATs = 52
L=11
1.00000000000 1(1)49 0 1 13
total NATs = 68
L=12
1.000000000000 1(1)74 2 2 3
total NATs = 108
L=13
1.0000000000000 1(1)111 0 1 19
total NATs = 148
L=14
1.00000000000000 1(1)166 4 4 9
total NATs = 221
L=15
1.000000000000000 1(1)244 6 6 25
total NATs = 342

```



λ ratio = .75 Z = .625

0000111100001100-0000111100001100-rule
=3-rule 50 -00110010

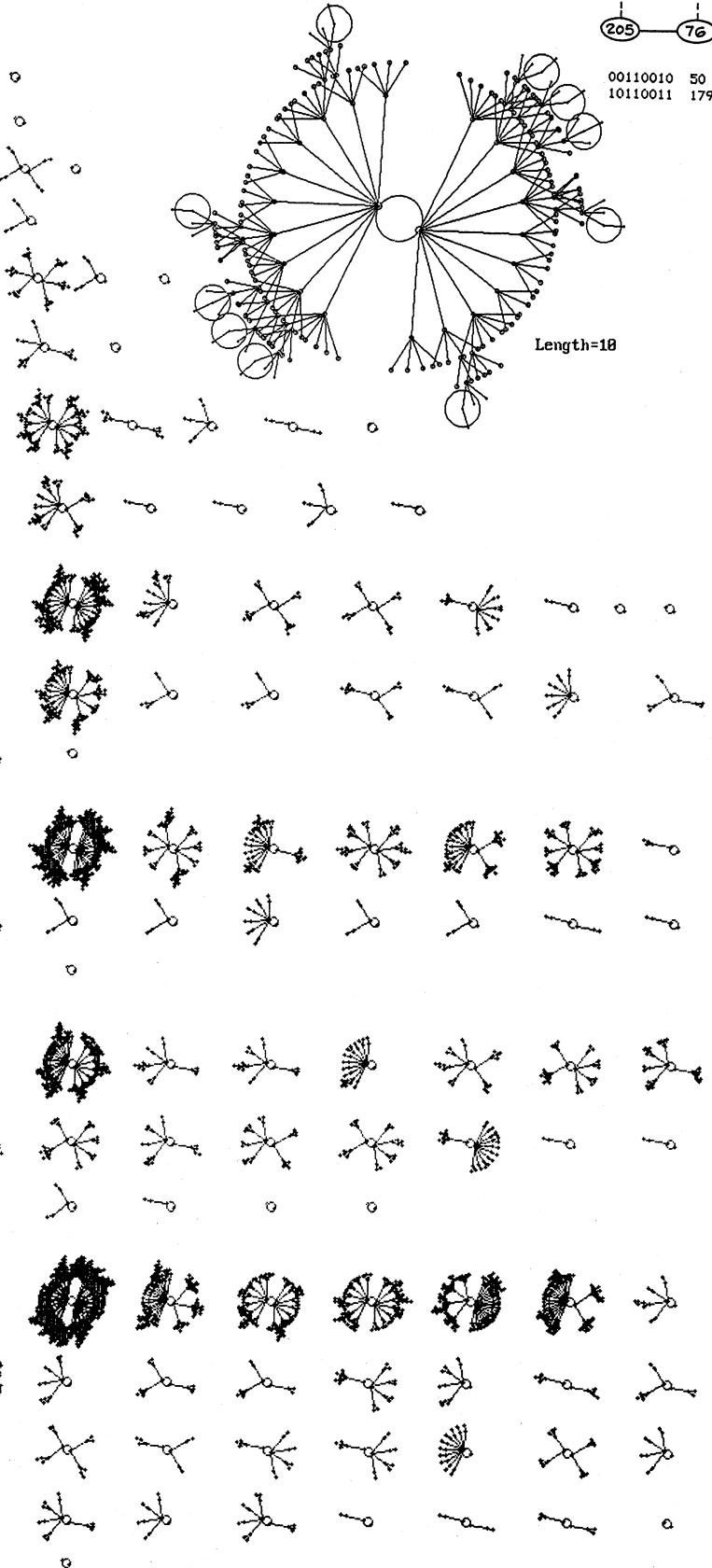
252448524
Length=1 -14



00110010 50
10110011 179



- 1
- 2
- 3
- 4
- 5
- 6
- 7
- 8
- 9
- 10
- 11
- 12
- 13
- 14



Length=18

3-rule 50 =00110010
ty. at no(p)s g ml mp

```

L= 1
1.0 1(1)2 1 1 2
total NATs = 1
L= 2
1.60 1(1)2 1 1 2
2.01 1(2)2 0 0 1
total NATs = 2
L= 3
1.000 1(1)2 1 1 2
2.001 3(2)2 0 0 1
total NATs = 4
L= 4
1.0000 1(1)2 1 1 2
2.0010 1(2)2 0 0 1
3.0011 2(2)2 0 0 1
total NATs = 4
L= 5
1.00000 1(1)2 1 1 2
2.10010 5(2)2 2 2 3
total NATs = 6
L= 6
1.000000 1(1)2 1 1 2
2.010101 1(2)2 2 2 4
3.100100 3(2)2 0 0 1
4.010101 5(2)2 0 0 1
total NATs = 11
L= 7
1.0000000 1(1)2 1 1 2
2.0100101 7(2)2 6 3 4
3.0010011 7(2)2 0 0 1
total NATs = 15
L= 8
1.00000000 1(1)2 1 1 2
2.0101010 1(2)2 2 2 7
3.1001010 3(2)2 2 2 4
4.0101010 5(2)2 2 2 4
5.0011001 2(2)2 0 0 1
total NATs = 24
L= 9
1.000000000 1(1)2 1 1 1
2.010101010 9(2)2 4 1 28
3.100101100 9(2)2 4 1 28
4.010101100 9(2)2 4 1 28
5.001100110 9(2)2 0 0 1
total NATs = 40
L= 10
1.0000000000 1(1)2 1 1 1
2.0101010101 11(2)2 4 1 180
3.1001010101 11(2)2 4 1 180
4.0101010101 11(2)2 4 1 180
5.0011001100 11(2)2 0 0 1
total NATs = 54
L= 11
1.00000000000 1(1)2 1 1 1
2.01010101010 13(2)2 4 1 1080
3.10010101010 13(2)2 4 1 1080
4.01010101010 13(2)2 4 1 1080
5.00110011000 13(2)2 0 0 1
total NATs = 78
L= 12
1.000000000000 1(1)2 1 1 1
2.010101010101 15(2)2 4 1 6480
3.100101010101 15(2)2 4 1 6480
4.010101010101 15(2)2 4 1 6480
5.001100110000 15(2)2 0 0 1
total NATs = 102
L= 13
1.0000000000000 1(1)2 1 1 1
2.0101010101010 17(2)2 4 1 40320
3.1001010101010 17(2)2 4 1 40320
4.0101010101010 17(2)2 4 1 40320
5.0011001100000 17(2)2 0 0 1
total NATs = 136
L= 14
1.00000000000000 1(1)2 1 1 1
2.010101010101010 19(2)2 4 1 241920
3.100101010101010 19(2)2 4 1 241920
4.010101010101010 19(2)2 4 1 241920
5.00110011000000 19(2)2 0 0 1
total NATs = 180

```


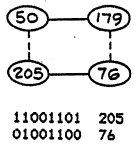
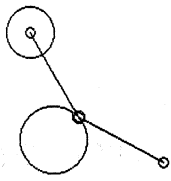

λ ratio = .75 Z = .625

1111000011110011-1111000011110011-rule
=3-rule 205 -11001101

4042518771

Length=1 -14

1
2
3
4
5
6
7
8
9
10
11
12
13
14



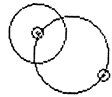
3-rule 205 =11001101
ty. at no(p)s g ml mp

L=1
total NATS = 1
L=2
total NATS = 5
L=3
total NATS = 25
L=4
total NATS = 125
L=5
total NATS = 625
L=6
total NATS = 3125
L=7
total NATS = 15625
L=8
total NATS = 78125
L=9
total NATS = 390625
L=10
total NATS = 1953125
L=11
total NATS = 9765625
L=12
total NATS = 48828125
L=13
total NATS = 244140625
L=14
total NATS = 1220703125

λ ratio = 1 $Z = 1$

0000111100001111-0000111100001111-rule
=3-rule 51 -00110011


252645135
Length=1 -14



all lengths



00110011 51



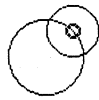
3-rule 51 =00110011
ty. at no(p)s g ml mp

L= 1
1.0 1(2)2 0 0 1
total NATs = 1
L= 2
1.00 1(2)2 0 0 1
2.01 1(2)2 0 0 1
total NATs = 2
L= 3
1.000 1(2)2 0 0 1
2.001 3(2)2 0 0 1
total NATs = 4
L= 4
1.0000 1(2)2 0 0 1
2.0001 2(2)2 0 0 0 1
3.0011 2(2)2 0 0 0 0 1
4.0101 1(2)2 0 0 0 0 1
total NATs = 8
L= 5
1.00000 1(2)2 0 0 0 0 1
2.00001 6(2)2 0 0 0 0 0 1
3.00011 7(2)2 0 0 0 0 0 0 1
4.00101 6(2)2 0 0 0 0 0 0 1
5.00111 7(2)2 0 0 0 0 0 0 1
6.01001 7(2)2 0 0 0 0 0 0 1
7.00101 6(2)2 0 0 0 0 0 0 1
8.01010 7(2)2 0 0 0 0 0 0 1
total NATs = 16
L= 6
1.000000 1(2)2 0 0 0 0 0 1
2.000001 6(2)2 0 0 0 0 0 0 1
3.000011 7(2)2 0 0 0 0 0 0 0 1
4.000101 7(2)2 0 0 0 0 0 0 0 1
5.000111 7(2)2 0 0 0 0 0 0 0 1
6.001001 7(2)2 0 0 0 0 0 0 0 1
7.001011 7(2)2 0 0 0 0 0 0 0 1
8.001101 7(2)2 0 0 0 0 0 0 0 1
9.001101 7(2)2 0 0 0 0 0 0 0 1
10.001011 7(2)2 0 0 0 0 0 0 0 1
total NATs = 32
L= 7
1.0000000 1(2)2 0 0 0 0 0 1
2.0000001 6(2)2 0 0 0 0 0 0 1
3.0000011 7(2)2 0 0 0 0 0 0 0 1
4.0000101 7(2)2 0 0 0 0 0 0 0 1
5.0000111 7(2)2 0 0 0 0 0 0 0 1
6.0001001 7(2)2 0 0 0 0 0 0 0 1
7.0001011 7(2)2 0 0 0 0 0 0 0 1
8.0001101 7(2)2 0 0 0 0 0 0 0 1
9.0001101 7(2)2 0 0 0 0 0 0 0 1
10.0001111 7(2)2 0 0 0 0 0 0 0 1
11.0001001 7(2)2 0 0 0 0 0 0 0 1
12.0001011 7(2)2 0 0 0 0 0 0 0 1
13.0001101 7(2)2 0 0 0 0 0 0 0 1
14.0001101 7(2)2 0 0 0 0 0 0 0 1
15.0001101 7(2)2 0 0 0 0 0 0 0 1
16.0001001 7(2)2 0 0 0 0 0 0 0 1
17.0001011 7(2)2 0 0 0 0 0 0 0 1
18.0001101 7(2)2 0 0 0 0 0 0 0 1
19.0001101 7(2)2 0 0 0 0 0 0 0 1
20.0010011 7(2)2 0 0 0 0 0 0 0 1
21.0010011 7(2)2 0 0 0 0 0 0 0 1
22.0010101 7(2)2 0 0 0 0 0 0 0 1
23.0010101 7(2)2 0 0 0 0 0 0 0 1
24.0010101 7(2)2 0 0 0 0 0 0 0 1
25.0010101 7(2)2 0 0 0 0 0 0 0 1
26.0010011 7(2)2 0 0 0 0 0 0 0 1
27.0010011 7(2)2 0 0 0 0 0 0 0 1
28.0010011 7(2)2 0 0 0 0 0 0 0 1
29.0010011 7(2)2 0 0 0 0 0 0 0 1
30.0010101 7(2)2 0 0 0 0 0 0 0 1
total NATs = 64
L= 8
1.00000000 1(2)2 0 0 0 0 0 1
2.00000001 6(2)2 0 0 0 0 0 0 1
3.00000011 7(2)2 0 0 0 0 0 0 0 1
4.00000101 7(2)2 0 0 0 0 0 0 0 1
5.00000111 7(2)2 0 0 0 0 0 0 0 1
6.00001001 7(2)2 0 0 0 0 0 0 0 1
7.00001011 7(2)2 0 0 0 0 0 0 0 1
8.00001101 7(2)2 0 0 0 0 0 0 0 1
9.00001101 7(2)2 0 0 0 0 0 0 0 1
10.00001111 7(2)2 0 0 0 0 0 0 0 1
11.00001001 7(2)2 0 0 0 0 0 0 0 1
12.00001011 7(2)2 0 0 0 0 0 0 0 1
13.00001101 7(2)2 0 0 0 0 0 0 0 1
14.00001101 7(2)2 0 0 0 0 0 0 0 1
15.00001101 7(2)2 0 0 0 0 0 0 0 1
16.00001001 7(2)2 0 0 0 0 0 0 0 1
17.00001011 7(2)2 0 0 0 0 0 0 0 1
18.00001011 7(2)2 0 0 0 0 0 0 0 1
19.00001011 7(2)2 0 0 0 0 0 0 0 1
20.00001011 7(2)2 0 0 0 0 0 0 0 1
21.00001011 7(2)2 0 0 0 0 0 0 0 1
22.00001011 7(2)2 0 0 0 0 0 0 0 1
23.00001011 7(2)2 0 0 0 0 0 0 0 1
24.00001011 7(2)2 0 0 0 0 0 0 0 1
25.00001011 7(2)2 0 0 0 0 0 0 0 1
26.00001011 7(2)2 0 0 0 0 0 0 0 1
27.00001011 7(2)2 0 0 0 0 0 0 0 1
28.00001011 7(2)2 0 0 0 0 0 0 0 1
29.00001011 7(2)2 0 0 0 0 0 0 0 1
30.00001011 7(2)2 0 0 0 0 0 0 0 1
total NATs = 128
L= 9
1.000000000 1(2)2 0 0 0 0 0 1
2.000000001 6(2)2 0 0 0 0 0 0 1
3.000000011 7(2)2 0 0 0 0 0 0 0 1
4.000000101 7(2)2 0 0 0 0 0 0 0 1
5.000000111 7(2)2 0 0 0 0 0 0 0 1
6.000001001 7(2)2 0 0 0 0 0 0 0 1
7.000001011 7(2)2 0 0 0 0 0 0 0 1
8.000001101 7(2)2 0 0 0 0 0 0 0 1
9.000001101 7(2)2 0 0 0 0 0 0 0 1
10.000001111 7(2)2 0 0 0 0 0 0 0 1
11.000001001 7(2)2 0 0 0 0 0 0 0 1
12.000001011 7(2)2 0 0 0 0 0 0 0 1
13.000001101 7(2)2 0 0 0 0 0 0 0 1
14.000001101 7(2)2 0 0 0 0 0 0 0 1
15.000001101 7(2)2 0 0 0 0 0 0 0 1
16.000001001 7(2)2 0 0 0 0 0 0 0 1
17.000001011 7(2)2 0 0 0 0 0 0 0 1
18.000001011 7(2)2 0 0 0 0 0 0 0 1
19.000001011 7(2)2 0 0 0 0 0 0 0 1
20.000001011 7(2)2 0 0 0 0 0 0 0 1
21.000001011 7(2)2 0 0 0 0 0 0 0 1
22.000001011 7(2)2 0 0 0 0 0 0 0 1
23.000001011 7(2)2 0 0 0 0 0 0 0 1
24.000001011 7(2)2 0 0 0 0 0 0 0 1
25.000001011 7(2)2 0 0 0 0 0 0 0 1
26.000001011 7(2)2 0 0 0 0 0 0 0 1
27.000001011 7(2)2 0 0 0 0 0 0 0 1
28.000001011 7(2)2 0 0 0 0 0 0 0 1
29.000001011 7(2)2 0 0 0 0 0 0 0 1
30.000001011 7(2)2 0 0 0 0 0 0 0 1
total NATs = 256

λ ratio = 1 $Z = 1$

1111000011110000-1111000011110000-rule
=3-rule 204 -11001100

4042322168
Length=1 -13



all lengths

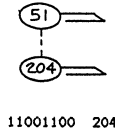


Table with 3 columns: binary strings, dashed lines, and asterisks.

Table with 13 rows and columns of circles, representing a grid of points.


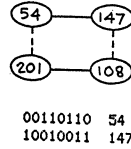
3-rule 204 =11001100
ty. at no(p)s g ml mp

Table with 13 rows and columns of binary strings and counts, showing the total number of NATs for each length.


λ ratio = 1 $Z = .75$

0000111100111100-0000111100111100-rule
=3-rule 54 -00110110

255594300
Length=1 -15



- 1
- 2
- 3
- 4
- 5
- 6
- 7
- 8
- 9
- 10
- 11
- 12
- 13
- 14
- 15



Length=13

3-rule 54 =00110110
ty. at no(p)s g ml mp

L=1
1.0 1(1)2 1 1 2
total NATs = 1

L=2
1.00 1(1)4 2 2 2
total NATs = 1

L=3
1.000 1(1)8 3 3 3
total NATs = 1

L=4
1.0000 1(1)16 4 4 4
2.0001 2(2)4 0 0 1
total NATs = 5

L=5
1.00000 1(1)32 10 6 5
total NATs = 1

L=6
1.000000 1(1)64 17 5 5
2.00001 2(2)8 1 1 2
total NATs = 7

L=7
1.0000000 1(1)128 27 7 3
2.0000001 2(2)16 6 2 3
total NATs = 8

L=8
1.00000000 1(1)256 46 8 4 3
2.010000100 2(4)28 8 4 3
3.00000011 4(6)28 12 4 4
4.00000101 4(8)14 8 2 3
5.00011011 1(8)8 0 0 1
6.00011011 1(8)8 0 0 1
7.00110011 2(2)2 0 0 1
total NATs = 15

L=9
1.000000000 1(1)512 77 10 12
2.011111100 9(4)44 20 9 5
3.100011100 1(27)45 18 1 3
4.100010011 1(27)45 18 1 3
total NATs = 12

L=10
1.0000000000 1(1)1024 126 17 10 17
2.0100000100 10(4)46 21 7 5
3.1000000100 5(4)42 26 6 7
4.100001100 1(30)50 20 2 4
5.1000010011 1(30)50 20 2 4
total NATs = 18

L=11
1.00000000000 1(1)2048 225 22 22
2.01000000100 11(4)125 69 16 9
3.1000011100 11(1)59 33 2 4
4.0000001011 1(99)231 99 3 4
5.1000010011 1(1)59 33 2 4
6.0000001101 1(99)231 99 3 4
total NATs = 16

L=12
1.000000000000 1(1)4096 413 29 29
2.000100010001 2(4)1036 892 21 7
3.11000000111 6(10)124 32 7 12
4.010000010000 6(4)105 63 7 9
5.110001000101 2(12)102 48 7 5
6.01000110100 2(12)102 48 7 5
7.000001000101 2(4)12 2 4 2
8.001100110011 2(2)2 0 0 1
total NATs = 33

L=13
1.0000000000000 1(1)8192 793 39 39
2.011100001100 13(4)405 250 20 16
3.11000110100 11(159)1274 702 21 7
4.110001000010 11(159)1274 702 21 7
5.100000100100 13(4)12 6 2 4
6.100000100100 13(4)12 6 2 4
total NATs = 42


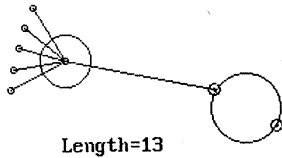

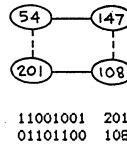
L=14
1.00000000000000 1(1)16384 1583 51 51
2.0010000010001 14(4)1595 417 25 16
3.0010000010000 7(4)159 256 20 16
4.100000001100 2(112)805 497 8 11
5.1000000010011 2(112)805 497 8 11
6.100000100100 14(4)15 1 2 4
7.0000010000101 14(4)9 5 1 5
total NATs = 54

L=15
1.000000000000000 1(1)32768 3163 63 63
2.000100000010001 15(4)1614 664 20 68
3.00100011101110 11(330)7680 484 20 19
4.1100100010000 15(4)15 1 2 4
5.100000100100000 15(4)15 1 2 4
6.000000100000101 15(4)11 7 1 5
7.00000010000001 15(4)11 7 1 5
total NATs = 63

λ ratio = 1 $Z = .75$

1111000011000011-1111000011000011-rule
=3-rule 201 -11001001

4039372995
Length=1 -13



3-rule 201 =11001001
ty. at no(p)s g ml mp

```

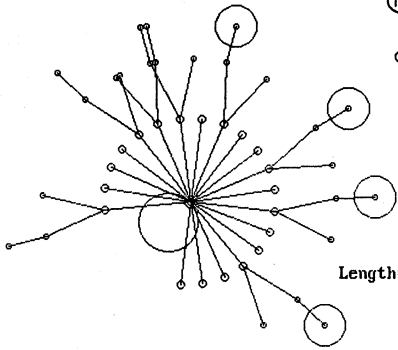

L= 1
1.1 1(1)2 1 1 2
total NATs = 1
L= 2
1.1 1 1(1)4 2 2
total NATs = 1
L= 3
1.111 1(1)5 3 2 3
2.011 3(1)1 0 0 1
total NATs = 4
L= 4
1.1111 1(1)4 2 2
2.0001 4(2)1 0 0 2
3.0111 4(1)1 0 0 0 1
total NATs = 11
L= 5
1.11111 1(1)7 5 2 3
2.01110 5(2)3 1 1 1
3.00111 5(1)1 0 0 0 1
total NATs = 16
L= 6
1.111111 1(1)7 5 2 3
2.011100 6(2)4 1 1 3
3.001101 6(1)7 4 1 3
4.001111 6(1)1 0 0 0 1
total NATs = 22
L= 7
1.1111111 1(1)9 7 2 3
2.0111000 7(1)5 3 2 3
3.0001011 7(1)3 1 1 3
4.0010111 7(1)1 0 0 0 1
5.0001111 7(1)1 0 0 0 1
total NATs = 43
L= 8
1.11111111 1(1)11 9 2 3
2.01110000 8(1)7 4 1 3
3.00010111 8(1)5 3 2 3
4.00101111 8(1)3 1 1 3
5.00011111 8(1)1 0 0 0 1
6.00111111 8(1)1 0 0 0 1
total NATs = 75
L= 9
1.111111111 1(1)13 11 2 3
2.011100000 9(1)9 5 2 3
3.000101111 9(1)7 4 1 3
4.001011111 9(1)5 3 2 3
5.000111111 9(1)3 1 1 3
6.001111111 9(1)1 0 0 0 1
7.000111111 9(1)1 0 0 0 1
total NATs = 130
L= 10
1.1111111111 1(1)15 13 2 3
2.0111000000 10(1)11 7 2 3
3.0001011111 10(1)9 5 2 3
4.0010111111 10(1)7 4 1 3
5.0001111111 10(1)5 3 2 3
6.0011111111 10(1)3 1 1 3
7.0001111111 10(1)1 0 0 0 1
8.0011111111 10(1)1 0 0 0 1
total NATs = 221

```



λ ratio = 1 $Z = 5$

0011000011110011-0011000011110011-rule 821244147
=3-rule 77 -01001101 Length=1 -15

1
2
3
4
5
6
7
8
9
10
11
12
13
14
15



77
178
01001101



3-rule 77 =01001101
ty. at no(p)s g ml mp
L = 1
1-0 1(2)2 0 0 1
total NATs = 1
1-00 1(2)2 0 0 1
total NATs = 1
L = 2
1-000 1(2)2 0 0 0 1
total NATs = 7
L = 3
1-0000 1(2)2 0 0 0 1
total NATs = 11
L = 4
1-00000 1(2)2 0 0 0 1
total NATs = 17
L = 5
1-000000 1(2)2 0 0 0 1
total NATs = 25
L = 6
1-0000000 1(2)2 0 0 0 1
total NATs = 35
L = 7
1-00000000 1(2)2 0 0 0 1
total NATs = 47
L = 8
1-000000000 1(2)2 0 0 0 1
total NATs = 61
L = 9
1-0000000000 1(2)2 0 0 0 1
total NATs = 77
L = 10
1-00000000000 1(2)2 0 0 0 1
total NATs = 95
L = 11
1-000000000000 1(2)2 0 0 0 1
total NATs = 115
L = 12
1-0000000000000 1(2)2 0 0 0 1
total NATs = 137
L = 13
1-00000000000000 1(2)2 0 0 0 1
total NATs = 161
L = 14
1-000000000000000 1(2)2 0 0 0 1
total NATs = 187
L = 15
1-0000000000000000 1(2)2 0 0 0 1
total NATs = 215

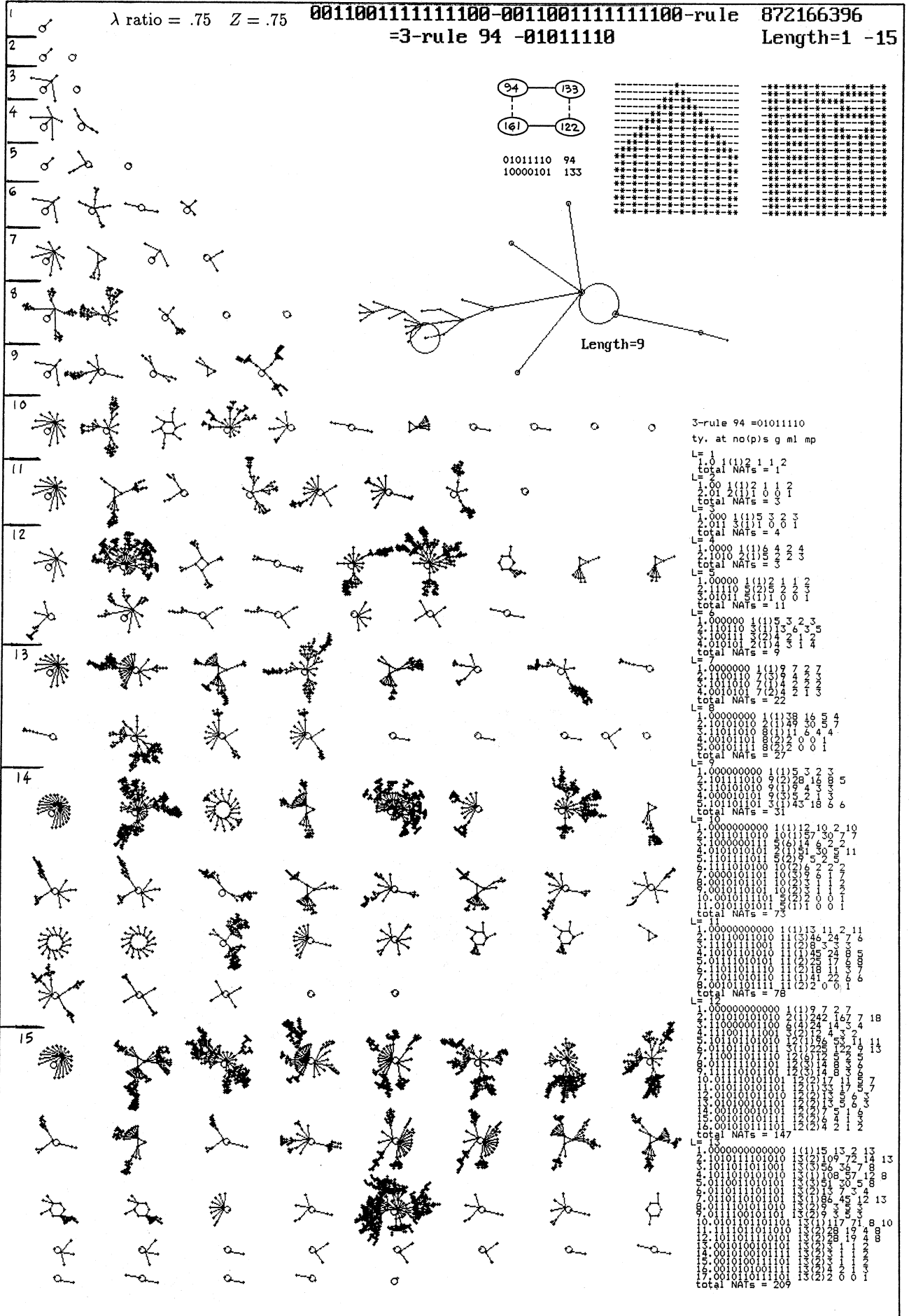
116

intentionally blank

λ ratio = .75 Z = .75

001100111111100-001100111111100-rule
=3-rule 94 -01011110

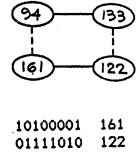

872166396
Length=1 -15



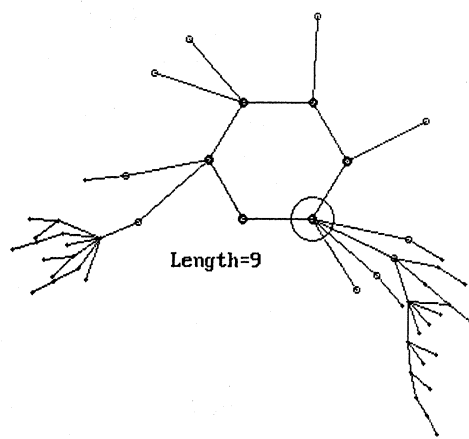

λ ratio = .75 Z = .75

1100110000000011-1100110000000011-rule
=3-rule 161 -10100001

3422800899
Length=1 -15



10100001 161
01111010 122



3-rule 161 =10100001
ty. at no(p)s g ml mp

L=1
1.1 1(1)2 1 1 2
total NATs = 1

L=2
1.11 1(1)2 1 1 2
2.01 1(2)2 0 0 1
total NATs = 2

L=3
1.111 1(1)8 3 3 3
total NATs = 1

L=4
1.1111 1(1)6 4 2 4
2.0001 2(2)2 0 0 1
total NATs = 4

L=5
1.11111 1(1)2 1 1 2
2.00001 5(2)2 2 3 3
total NATs = 6

L=6
1.111111 1(1)38 21 5 5
2.000011 3(2)4 2 1 3
3.010101 1(2)14 6 2 4
total NATs = 5

L=7
1.1111111 1(1)128 63 7 7
total NATs = 1

L=8
1.11111111 1(1)54 16 7 4
2.00000001 4(6)40 22 3 4
3.00010001 7(2)6 4 1 3
4.01010101 1(2)30 12 3 7
total NATs = 8

L=9
1.111111111 1(1)17 12 3 4
2.000000001 9(6)52 26 7 6
3.000010001 9(2)3 1 1 2
total NATs = 19

L=10
1.1111111111 1(1)42 10 5 10
2.0011111001 5(4)100 32 6 7
3.0000000011 5(2)32 19 3 6
4.0010000100 5(2)32 19 3 6
5.0000100011 10(2)2 0 0 1
6.0101010101 1(2)62 30 4 11
total NATs = 21

L=11
1.11111111111 1(1)13 11 2 11
2.0011111001 1(4)34 17 9 8
3.00010000110 1(2)19 9 5 3 8
4.00111000001 1(1)176 99 4 6
5.0011001000 1(1)176 99 4 6
total NATs = 25

L=12
1.111111111111 1(1)342 229 9 13
2.00000000001 1(14)28 14 1 2 13
3.00111110011 6(4)98 50 7 5 11
4.000010000110 3(2)132 60 8 7
5.00111000001 1(36)468 232 6 6
6.0011001000 1(36)468 232 6 6
7.000100010001 7(2)8 6 1 4
8.010101010101 1(2)125 70 5 18
total NATs = 21

L=13
1.1111111111111 1(1)2576 1495 12 13
2.0000000000001 15(14)35 2 1 13
3.001100000010 1(39)195 130 2 5 13
4.0111100100000 1(39)195 130 2 5 13
5.0000100010001 13(2)6 4 1 3 2 5 13
total NATs = 29

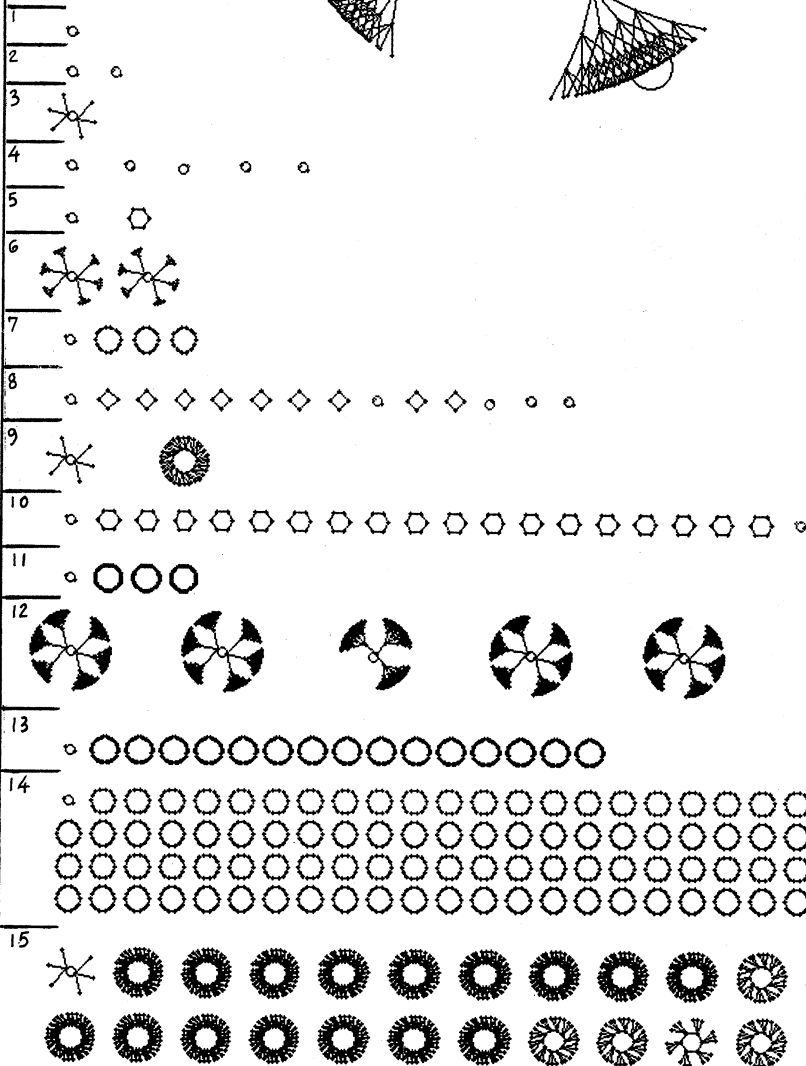
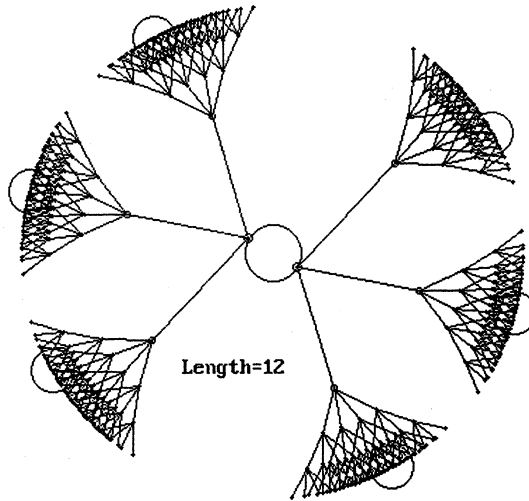

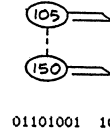
L=14
1.11111111111111 1(1)13246 8127 18 21
2.0000000100011 1(14)28 14 1 2 21
3.0000001100111 1(14)28 14 1 2 21
4.0000001110011 1(14)28 14 1 2 21
5.00001000010001 14(2)3 1 1 3
6.0000100010001 14(2)3 1 1 3
7.00001000110001 7(2)6 2 2 2
8.01010101010101 1(2)254 154 6 29
total NATs = 46

L=15
1.111111111111111 1(1)32483 20208 23 21
2.001000010000100 5(2)58 26 0 1
3.00001000010001 15(2)2 0 0 1
4.000010000110001 15(2)2 0 0 1
5.000010000100001 15(2)3 1 1 2
total NATs = 51

λ ratio = 1 $Z = 1$

0011110011000011-0011110011000011-rule
=3-rule 105 -01101001

1019428035
Length=1 -15



3-rule 105 = 01101001

ty. at no(p)s g ml mp

L=1

1.0 1(2)2 0 0 1

total NATs = 1

L=2

1.00 1(2)2 0 0 1

2.01 1(2)2 0 0 1

total NATs = 2

L=3

1.000 1(2)8 6 1 4

total NATs = 1

L=4

1.0000 1(2)2 0 0 1

2.0001 2(2)2 0 0 1

3.0011 4(1)1 0 0 0 1

4.0111 2(2)2 0 0 0 1

total NATs = 10

L=5

1.00000 1(2)2 0 0 1

2.00001 5(6)6 0 0 1

total NATs = 6

L=6

1.000000 1(2)32 24 2 4

2.010101 1(2)32 24 2 4

total NATs = 2

L=7

1.0000000 1(2)2 0 0 1

2.0000001 7(14)14 0 0 1

3.000101 1(14)14 0 0 0 1

4.0001101 1(14)14 0 0 0 1

total NATs = 10

L=8

1.00000000 1(2)2 0 0 1

2.00000001 8(4)4 0 0 0 1

3.00000011 8(4)4 0 0 0 0 1

4.00000101 8(4)4 0 0 0 0 1

5.00000111 8(4)4 0 0 0 0 1

6.00001011 8(4)4 0 0 0 0 1

7.00001101 8(4)4 0 0 0 0 1

8.00001111 8(4)4 0 0 0 0 1

9.00010001 2(2)2 0 0 0 1

10.00010111 8(4)4 0 0 0 0 1

11.00011011 4(1)1 0 0 0 0 1

12.00011011 4(1)1 0 0 0 0 1

13.01010101 1(2)2 0 0 0 0 1

14.01101011 1(2)2 0 0 0 0 1

total NATs = 70

L=9

1.000000000 1(2)8 6 1 4

2.01111100 9(14)56 42 1 4

total NATs = 10

L=10

1.0000000000 1(2)2 0 0 1

2.0000000001 10(6)6 0 0 0 1

3.0000000011 10(6)6 0 0 0 0 1

4.0000000101 10(6)6 0 0 0 0 1

5.0000000111 10(6)6 0 0 0 0 1

6.0000001011 10(6)6 0 0 0 0 1

7.0000001101 10(6)6 0 0 0 0 1

8.0000001111 10(6)6 0 0 0 0 1

9.0000100011 10(6)6 0 0 0 0 1

10.0000100111 10(6)6 0 0 0 0 1

11.0000101011 10(6)6 0 0 0 0 1

12.0000101101 10(6)6 0 0 0 0 1

13.0000101111 10(6)6 0 0 0 0 1

14.0000110011 10(6)6 0 0 0 0 1

15.0000110101 10(6)6 0 0 0 0 1

16.0000110111 10(6)6 0 0 0 0 1

17.0000111011 10(6)6 0 0 0 0 1

18.0000111101 10(6)6 0 0 0 0 1

19.0000111111 10(6)6 0 0 0 0 1

20.0101010101 1(2)2 0 0 0 1

total NATs = 172

L=11

1.00000000000 1(2)2 0 0 1

2.000000000001 11(6)6 0 0 0 1

3.000000000011 11(6)6 0 0 0 0 1

4.000000000101 11(6)6 0 0 0 0 1

5.000000000111 11(6)6 0 0 0 0 1

6.000000001011 11(6)6 0 0 0 0 1

7.000000001101 11(6)6 0 0 0 0 1

8.000000001111 11(6)6 0 0 0 0 1

9.000000010011 11(6)6 0 0 0 0 1

10.000000010111 11(6)6 0 0 0 0 1

11.000000010101 11(6)6 0 0 0 0 1

12.000000010111 11(6)6 0 0 0 0 1

13.000000011011 11(6)6 0 0 0 0 1

14.000000011011 11(6)6 0 0 0 0 1

15.000000011101 11(6)6 0 0 0 0 1

16.000000011111 11(6)6 0 0 0 0 1

17.000000101111 11(6)6 0 0 0 0 1

18.000000101101 11(6)6 0 0 0 0 1

19.000000101111 11(6)6 0 0 0 0 1

20.000000110101 11(6)6 0 0 0 0 1

21.000000110111 11(6)6 0 0 0 0 1

22.000000111011 11(6)6 0 0 0 0 1

23.000000111101 11(6)6 0 0 0 0 1

24.000000111111 11(6)6 0 0 0 0 1

25.000001001111 11(6)6 0 0 0 0 1

total NATs = 196

λ ratio = 1 $Z = 1$

1100001100111100-1100001100111100-rule

3275539260

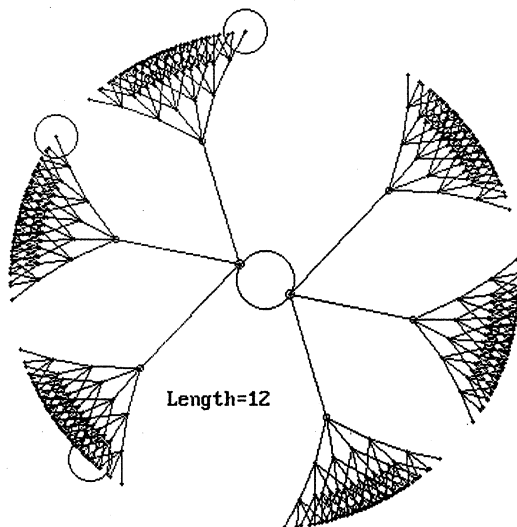

=3-rule 150 -10010110

Length=1 -15

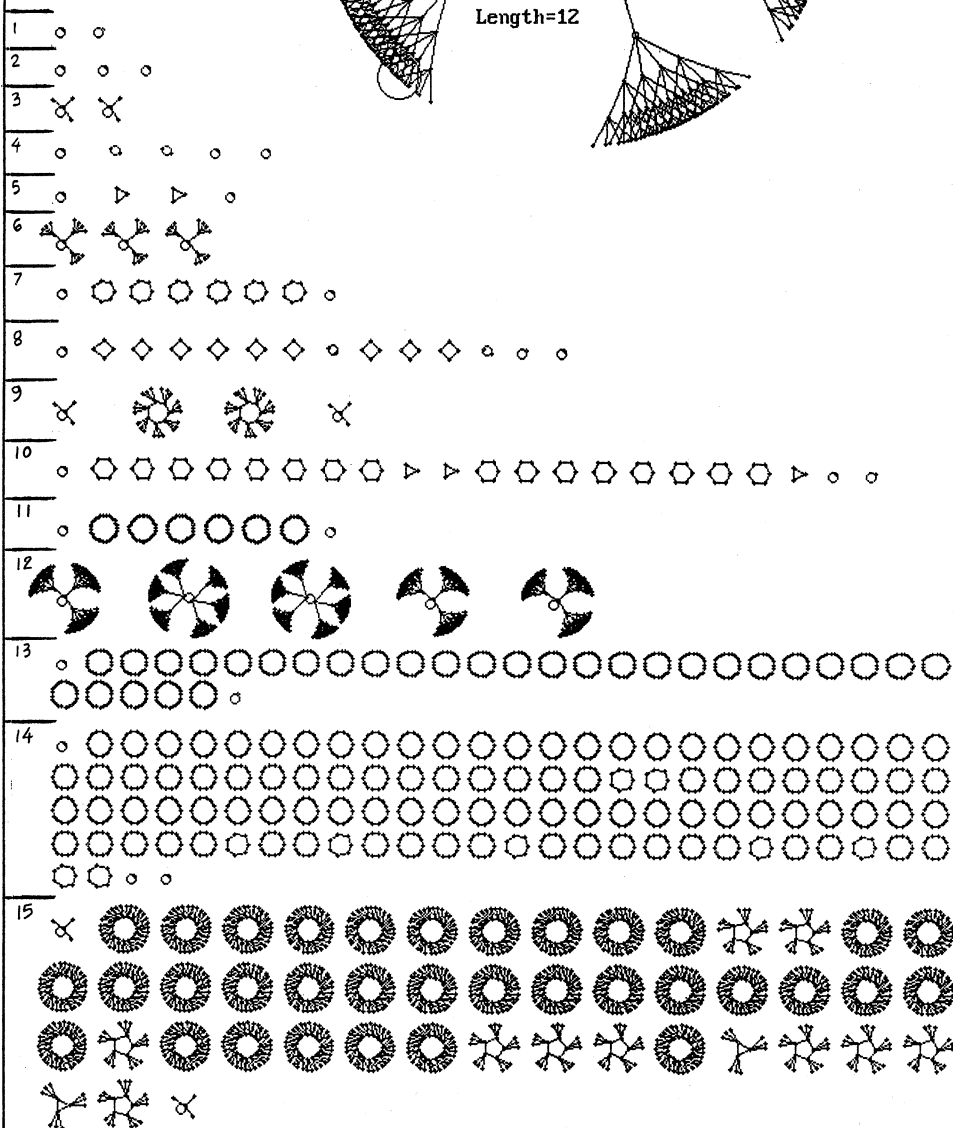
105

150

10010110 150



Length=12



3-rule 150 =10010110

ty. at no(p)s g ml mp

```

L= 1
1.0 1(1) 0 0 1
2.1 1(1) 0 0 1
total NATs = 2

```

```

L= 2
1.00 1(1) 0 0 0 0
2.01 2(1) 0 0 0 0
total NATs = 10

```

```

L= 3
1.000 1(1) 4 4 4
2.11 1(1) 4 4 4
total NATs = 2 4 4

```

```

L= 4
1.0000 1(1) 0 0 0 0
2.0011 1(1) 0 0 0 0
3.0101 2(1) 0 0 0 0
4.1111 1(1) 0 0 0 0
total NATs = 10

```

```

L= 5
1.00000 1(1) 0 0 0 0
2.00011 1(1) 0 0 0 0
3.01111 1(1) 0 0 0 0
4.11111 1(1) 0 0 0 0
total NATs = 12

```

```

L= 6
1.000000 1(1) 0 0 0 0
2.010101 1(1) 0 0 0 0
3.111111 1(1) 0 0 0 0
4.111111 1(1) 0 0 0 0
total NATs = 4

```

```

L= 7
1.0000000 1(1) 0 0 0 0
2.000001 1(1) 0 0 0 0
3.000011 1(1) 0 0 0 0
4.000101 1(1) 0 0 0 0
5.001011 1(1) 0 0 0 0
6.001011 1(1) 0 0 0 0
7.001101 1(1) 0 0 0 0
8.010101 1(1) 0 0 0 0
9.111111 1(1) 0 0 0 0
total NATs = 20

```

```

L= 8
1.00000000 1(1) 0 0 0 0
2.00000001 1(1) 0 0 0 0
3.00000011 1(1) 0 0 0 0
4.00000101 1(1) 0 0 0 0
5.00001011 1(1) 0 0 0 0
6.00010111 1(1) 0 0 0 0
7.00101111 1(1) 0 0 0 0
8.01010111 1(1) 0 0 0 0
9.11111111 1(1) 0 0 0 0
total NATs = 70

```

```

L= 9
1.000000000 1(1) 0 0 0 0
2.000000001 1(1) 0 0 0 0
3.000000011 1(1) 0 0 0 0
4.000000101 1(1) 0 0 0 0
5.000001011 1(1) 0 0 0 0
6.000101111 1(1) 0 0 0 0
7.001011111 1(1) 0 0 0 0
8.010101111 1(1) 0 0 0 0
9.111111111 1(1) 0 0 0 0
total NATs = 20

```

```

L= 10
1.0000000000 1(1) 0 0 0 0
2.0000000001 1(1) 0 0 0 0
3.0000000011 1(1) 0 0 0 0
4.0000000101 1(1) 0 0 0 0
5.0000001011 1(1) 0 0 0 0
6.0000101111 1(1) 0 0 0 0
7.0001011111 1(1) 0 0 0 0
8.0010111111 1(1) 0 0 0 0
9.0101011111 1(1) 0 0 0 0
10.1111111111 1(1) 0 0 0 0
total NATs = 184

```

```

L= 11
1.00000000000 1(1) 0 0 0 0
2.00000000001 1(1) 0 0 0 0
3.00000000011 1(1) 0 0 0 0
4.00000000101 1(1) 0 0 0 0
5.00000001011 1(1) 0 0 0 0
6.00000101111 1(1) 0 0 0 0
7.00010111111 1(1) 0 0 0 0
8.00101111111 1(1) 0 0 0 0
9.01010111111 1(1) 0 0 0 0
10.11111111111 1(1) 0 0 0 0
total NATs = 58

```

```

L= 12
1.000000000000 1(1) 0 0 0 0
2.000000000001 1(1) 0 0 0 0
3.000000000011 1(1) 0 0 0 0
4.000000000101 1(1) 0 0 0 0
5.000000001011 1(1) 0 0 0 0
6.000000010111 1(1) 0 0 0 0
7.000001011111 1(1) 0 0 0 0
8.000101111111 1(1) 0 0 0 0
9.001011111111 1(1) 0 0 0 0
10.010101111111 1(1) 0 0 0 0
11.111111111111 1(1) 0 0 0 0
total NATs = 192

```

```

L= 13
1.0000000000000 1(1) 0 0 0 0
2.0000000000001 1(1) 0 0 0 0
3.0000000000011 1(1) 0 0 0 0
4.0000000000101 1(1) 0 0 0 0
5.0000000001011 1(1) 0 0 0 0
6.0000000010111 1(1) 0 0 0 0
7.0000000101111 1(1) 0 0 0 0
8.0000010111111 1(1) 0 0 0 0
9.0001011111111 1(1) 0 0 0 0
10.0010111111111 1(1) 0 0 0 0
11.0101011111111 1(1) 0 0 0 0
12.1111111111111 1(1) 0 0 0 0
total NATs = 192

```

```

L= 14
1.00000000000000 1(1) 0 0 0 0
2.00000000000001 1(1) 0 0 0 0
3.00000000000011 1(1) 0 0 0 0
4.00000000000101 1(1) 0 0 0 0
5.00000000001011 1(1) 0 0 0 0
6.00000000010111 1(1) 0 0 0 0
7.00000000101111 1(1) 0 0 0 0
8.00000001011111 1(1) 0 0 0 0
9.00000101111111 1(1) 0 0 0 0
10.00010111111111 1(1) 0 0 0 0
11.00101111111111 1(1) 0 0 0 0
12.01010111111111 1(1) 0 0 0 0
13.11111111111111 1(1) 0 0 0 0
total NATs = 10

```

```

L= 15
1.000000000000000 1(1) 0 0 0 0
2.000000000000001 1(1) 0 0 0 0
3.000000000000011 1(1) 0 0 0 0
4.000000000000101 1(1) 0 0 0 0
5.000000000001011 1(1) 0 0 0 0
6.000000000010111 1(1) 0 0 0 0
7.000000000101111 1(1) 0 0 0 0
8.000000001011111 1(1) 0 0 0 0
9.000000010111111 1(1) 0 0 0 0
10.000001011111111 1(1) 0 0 0 0
11.000010111111111 1(1) 0 0 0 0
12.000101111111111 1(1) 0 0 0 0
13.001011111111111 1(1) 0 0 0 0
14.010101111111111 1(1) 0 0 0 0
15.111111111111111 1(1) 0 0 0 0
total NATs = 10

```

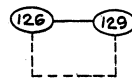

122

intentionally blank


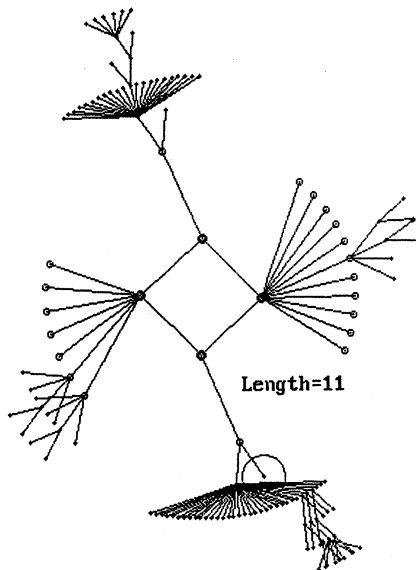

λ ratio = .5 $Z = .5$

001111111111100-001111111111100-rule
=3-rule 126 -01111110

1073496060
Length=1 -15



01111110 126
10000001 129



3-rule 126 = 01111110
ty. at no(p)s g ml mp

```

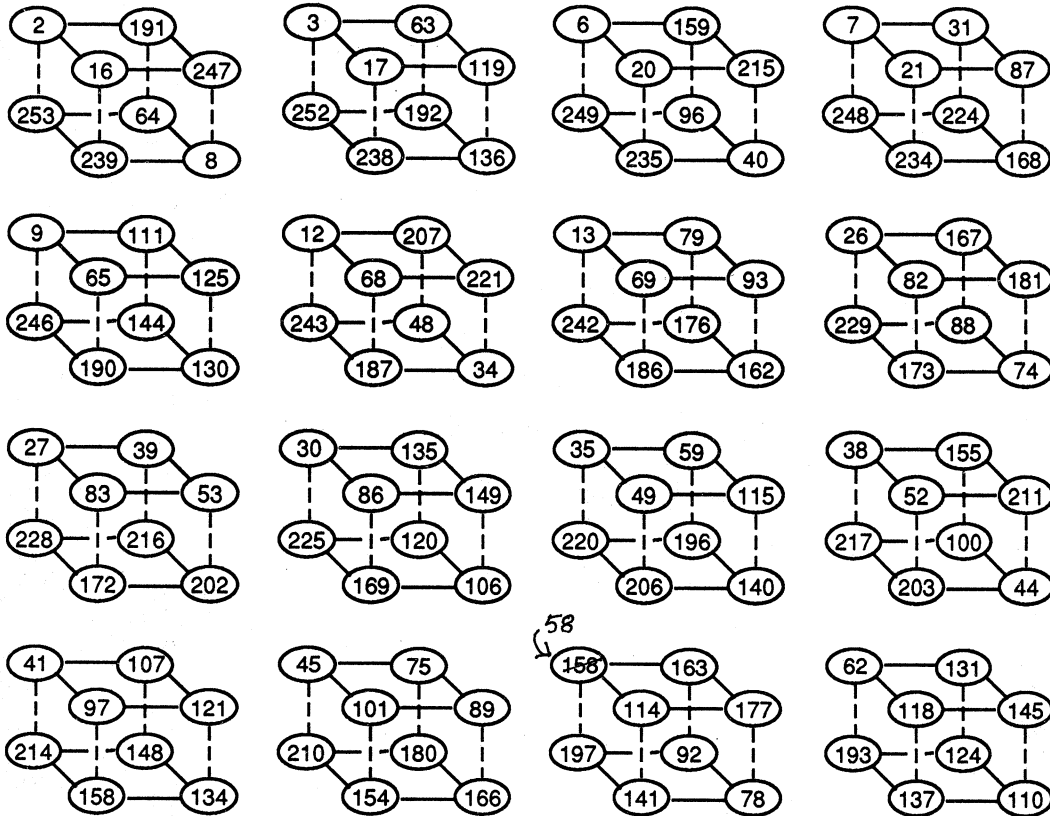
L=1
1.0 1(1)2 1 1 2
total NATs = 1
L=2
1.00 1(1)4 2 2 2
total NATs = 1
L=3
1.000 1(1)8 6 2 6
total NATs = 1
L=4
1.0000 1(1)8 6 2 6
total NATs = 3 1 2
L=5
1.00000 1(1)12 10 2 10
2.10011 5(2)4 2 1 2
total NATs = 6
L=6
1.000000 1(1)52 35 5 20
2.100111 3(2)4 2 1 2
total NATs = 4
L=7
1.0000000 1(1)128 91 5 28
total NATs = 1
L=8
1.00000000 1(1)136 106 6 46
2.10000011 4(6)28 20 3 8
3.10111011 2(2)4 2 1 2
total NATs = 7
L=9
1.000000000 1(1)80 78 2 78
2.100000011 3(6)44 33 1 12
3.10011011 10(2)4 2 1 2
total NATs = 19
L=10
1.0000000000 1(1)124 122 2 122
2.1100000110 6(4)164 82 6 22
3.1000000111 5(6)58 44 3 12
4.1011101 10(2)4 2 1 2
5.10011011 10(2)4 2 1 2
total NATs = 26
L=11
1.00000000000 1(1)200 198 2 198
2.1100000010 11(4)136 109 6 34
3.110011101 11(2)24 16 4 8
4.1000110101 11(1)44 34 1 4
5.1000110111 11(1)44 34 1 4
total NATs = 25
L=12
1.000000000000 1(1)548 495 8 324
2.110000000011 11(4)284 242 5 54
3.110000001100 6(4)188 146 6 34
4.11100111001 3(2)124 96 6 14
5.11000110011 1(6)168 120 3 4
6.11000111100 1(6)168 120 3 4
7.1011011011 2(2)4 2 1 2
total NATs = 20
L=13
1.0000000000000 1(1)2160 1820 9 520
2.10000000000011 13(4)428 371 5 90
3.110000110011 1(39)208 143 2 4
4.110000111100 1(39)208 143 2 4
5.10011011011 13(2)4 2 1 2
total NATs = 29
L=14
1.00000000000000 1(1)11932 10327 18 842
2.10000000000011 7(14)588 520 7 90
3.110000110011 1(39)208 143 2 4
4.110000111100 1(14)84 56 3 4
5.100110011011 1(4)20 8 1 4
6.100110011101 1(4)20 8 1 4
7.10011011011 7(2)4 2 1 2
total NATs = 45
L=15
1.000000000000000 1(1)32448 28621 20 1366
2.10011100110011 5(2)10 8 1 8
3.1001110011011 15(2)6 4 1 4
4.100111011011 15(2)6 4 1 4
5.10011011011 15(2)6 4 1 4
total NATs = 51
    
```

124

intentionally blank

A2.3.3 Semi-Asymmetric Rule Clusters (see section 3.3.8)

There are no collapsed clusters among the semi-asymmetric rules.



8 2	12 6 14	9 3	13 7
16 26 20 30 17 27 21 31	64 74 66 78 65 75 69 79	88 82 92 86 89 83 93 87	
40 34	44 38	41 35	45 39
48 58 52 62 49 59 53 63	96 106 100 108 97 107 101 111	120 114 124 118 121 115 125 119	
136 130	140 134	137 131	141 135
144 154 148 158 145 155 149 159	192 202 196 206 193 203 197 207	216 210 220 214 217 211 221 215	
168 162	172 166	169 163	173 167
176 186 180 190 177 187 181 191	224 234 228 238 225 235 229 239	248 242 252 246 249 243 253 247	

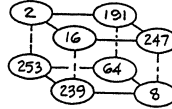
The rule-space matrix (see appendix 4).

λ ratio = .25 Z = .25

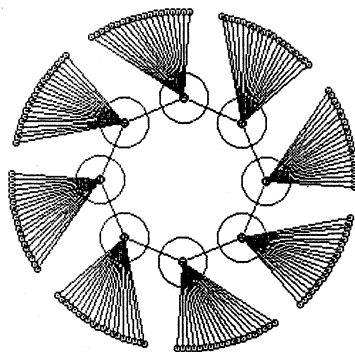

0000000000001100-0000000000001100-rule
=3-rule 2 -00000010

786444

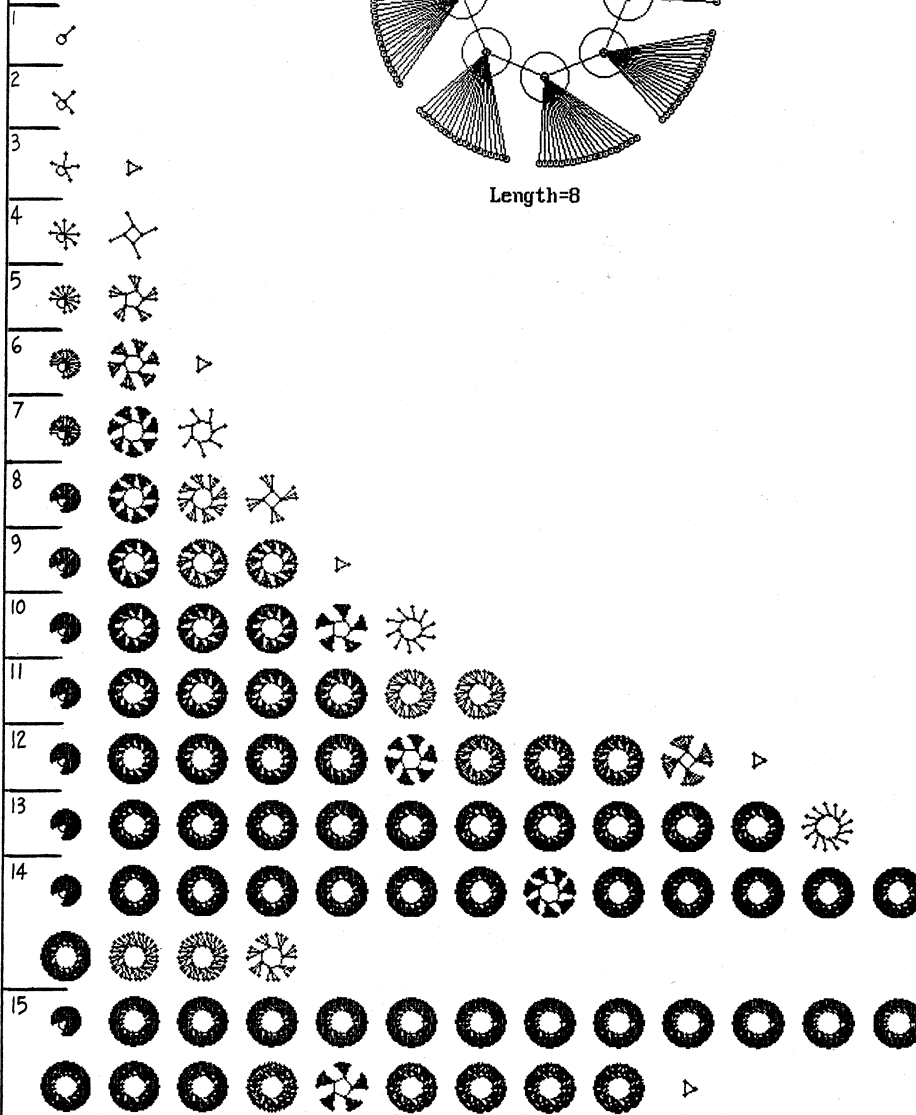
Length=1 -15



00000010 2
 10111111 191
 11110111 247
 00010000 16



Length=8



3-rule 2 =00000010

ty. at no(p)s g ml mp

```


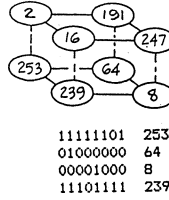
L= 1
1.0 1(1)2 1 1 2
total NATs = 1
L= 2
1.00 1(1)4 3 1 4
total NATs = 1
L= 3
1.000 1(1)5 4 1 5
2.000 1(3)3 0 0 1
total NATs = 2
L= 4
1.0000 1(1)8 7 1 8
2.0001 1(4)2 1 2
total NATs = 2
L= 5
1.00000 1(1)12 11 1 12
2.00001 1(5)20 15 1 4
total NATs = 2
L= 6
1.000000 1(1)19 18 1 19
2.000001 1(6)42 33 1 7
3.001001 1(3)3 0 0 1
total NATs = 3
L= 7
1.0000000 1(1)30 29 1 30
2.0000001 1(7)84 77 1 12
3.00010001 1(8)32 24 1 4
4.00010001 1(4)16 12 1 4
total NATs = 4
L= 8
1.000000000 1(1)77 76 1 77
2.000000001 1(9)247 289 1 33
3.000010001 1(9)72 53 1 8
4.00010001 1(3)3 0 0 1
total NATs = 5
L= 9
1.0000000000 1(1)124 123 1 124
2.0000000001 1(10)540 530 1 54
3.0000001000 1(10)20 15 1 4
4.0000010001 1(10)140 130 1 14
5.0000100001 1(5)80 75 1 16
6.0001001001 1(10)20 10 1 2
total NATs = 6
L= 10
1.00000000000 1(1)200 199 1 200
2.00000000001 1(11)798 977 1 20
3.00000001000 1(11)220 209 1 20
4.00000010001 1(11)264 233 1 24
5.00000100001 1(11)48 37 1 4
6.0001001001 1(11)44 34 1 4
7.0001001001 1(11)44 34 1 4
total NATs = 7
L= 11
1.000000000000 1(1)323 322 1 323
2.000000000001 1(12)1176 1170 1 143
3.000000001000 1(12)376 364 1 40
4.000000010001 1(12)480 468 1 40
5.000000100001 1(12)74 56 1 8
6.000001000001 1(12)84 78 1 49
7.000001001001 1(12)96 84 1 16
8.000010010001 1(12)96 84 1 16
9.000010010001 1(12)96 84 1 16
10.00010010001 1(12)96 84 1 16
11.001001001001 1(3)3 0 0 1
total NATs = 11
L= 12
1.0000000000000 1(1)522 521 1 522
2.0000000000001 1(13)3016 3003 1 232
3.0000000000010 1(13)898 889 1 54
4.0000000010000 1(13)276 264 1 48
5.0000000100001 1(13)1040 1027 1 80
6.0000000100001 1(13)1092 1079 1 84
7.0000001000001 1(13)188 169 1 14
8.000001000001 1(13)188 169 1 14
9.0000010010001 1(13)208 197 1 16
10.000010000001 1(13)208 197 1 16
11.000010010001 1(13)208 197 1 16
12.0001001001001 1(13)26 13 1 12
total NATs = 12
L= 13
1.00000000000000 1(1)844 843 1 844
2.00000000000001 1(14)5264 5250 1 676
3.000000000000010 1(14)1532 1488 1 136
4.000000000000010 1(14)1532 1488 1 136
5.000000000000010 1(14)1532 1488 1 136
6.000000000000010 1(14)1532 1488 1 136
7.000000000000010 1(14)1532 1488 1 136
8.000000000000010 1(14)1532 1488 1 136
9.000000000000010 1(14)1532 1488 1 136
10.000000000000010 1(14)1532 1488 1 136
11.000000000000010 1(14)1532 1488 1 136
12.000000000000010 1(14)1532 1488 1 136
13.000000000000010 1(14)1532 1488 1 136
total NATs = 13
L= 14
1.000000000000000 1(1)1765 1764 1 1765
2.0000000000000001 1(15)11550 11535 1 1435
3.00000000000000010 1(15)3450 3420 1 276
4.00000000000000010 1(15)3450 3420 1 276
5.00000000000000010 1(15)3450 3420 1 276
6.00000000000000010 1(15)3450 3420 1 276
7.00000000000000010 1(15)3450 3420 1 276
8.00000000000000010 1(15)3450 3420 1 276
9.00000000000000010 1(15)3450 3420 1 276
10.00000000000000010 1(15)3450 3420 1 276
11.00000000000000010 1(15)3450 3420 1 276
12.00000000000000010 1(15)3450 3420 1 276
13.00000000000000010 1(15)3450 3420 1 276
14.00000000000000010 1(15)3450 3420 1 276
15.00000000000000010 1(15)3450 3420 1 276
total NATs = 14
L= 15
1.0000000000000000 1(1)3543 3542 1 3543
2.00000000000000001 1(16)22950 22935 1 2871
3.000000000000000010 1(16)6885 6840 1 561
4.000000000000000010 1(16)6885 6840 1 561
5.000000000000000010 1(16)6885 6840 1 561
6.000000000000000010 1(16)6885 6840 1 561
7.000000000000000010 1(16)6885 6840 1 561
8.000000000000000010 1(16)6885 6840 1 561
9.000000000000000010 1(16)6885 6840 1 561
10.000000000000000010 1(16)6885 6840 1 561
11.000000000000000010 1(16)6885 6840 1 561
12.000000000000000010 1(16)6885 6840 1 561
13.000000000000000010 1(16)6885 6840 1 561
14.000000000000000010 1(16)6885 6840 1 561
15.000000000000000010 1(16)6885 6840 1 561
total NATs = 15

```

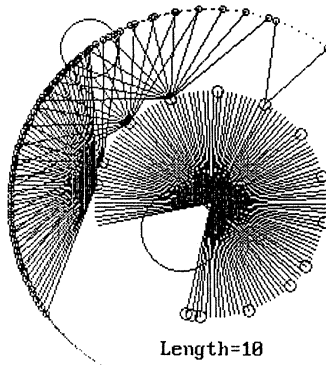
λ ratio = .25 Z = .25

111111111110011-111111111110011-rule
 =3-rule 253 -1111101

4294180851
 Length=1 -15



- 1
- 2
- 3
- 4
- 5
- 6
- 7
- 8
- 9
- 10
- 11
- 12
- 13
- 14
- 15



3-rule 253 =1111101
 ty. at no(p)s g ml mp

L= 1
 1.1 1(1)2 1 1 2
 total NATs = 1

L= 2
 1.11 1(1)4 3 1 4
 total NATs = 1

L= 3
 1.111 1(1)8 4 2 5
 total NATs = 1

L= 4
 1.1111 1(1)16 11 2 8
 total NATs = 1

L= 5
 1.11111 1(1)32 26 2 12
 total NATs = 1

L= 6
 1.111111 1(1)64 54 2 19
 total NATs = 1

L= 7
 1.1111111 1(1)128 113 2 30
 total NATs = 1

L= 8
 1.11111111 1(1)256 235 2 48
 total NATs = 1

L= 9
 1.111111111 1(1)512 481 2 77
 total NATs = 1

L= 10
 1.1111111111 1(1)1024 978 2 124
 total NATs = 1

L= 11
 1.11111111111 1(1)2048 1981 2 200
 total NATs = 1

L= 12
 1.111111111111 1(1)4096 3998 2 323
 total NATs = 1

L= 13
 1.1111111111111 1(1)8192 8048 2 522
 total NATs = 1

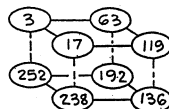
L= 14
 1.11111111111111 1(1)16384 16173 2 844
 total NATs = 1

L= 15
 1.111111111111111 1(1)32768 32459 2 1365
 total NATs = 1


λ ratio = .5 Z = .5

1111111111110000-1111111111110000-rule
=3-rule 252 -11111100

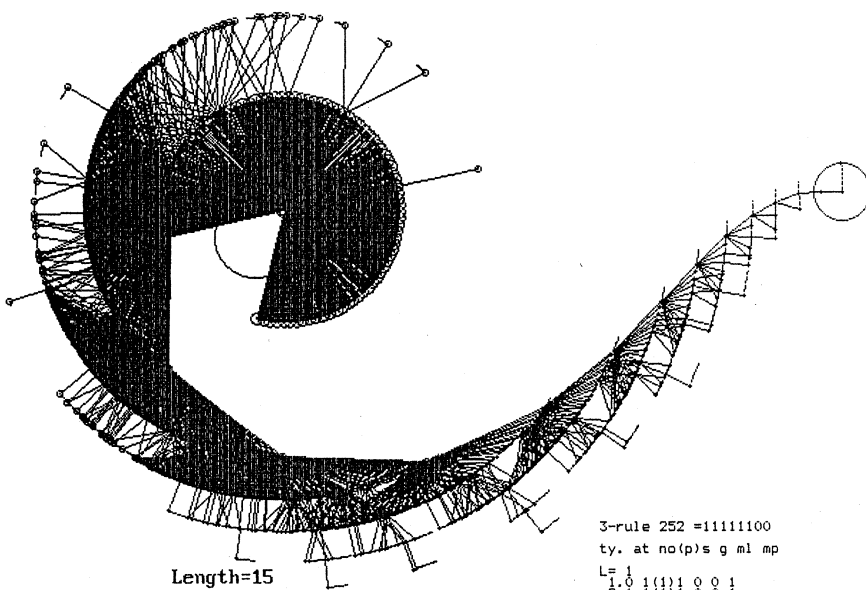

4293984240
Length=1 -15



11111100	252
11000000	192
10001000	136
11101110	238



- 1 ○
- 2 ○
- 3 ○
- 4 ○
- 5 ○
- 6 ○
- 7 ○
- 8 ○
- 9 ○
- 10 ○
- 11 ○
- 12 ○
- 13 ○
- 14 ○
- 15 ○



Length=15

3-rule 252 =11111100
ty. at no(p)s g ml mp

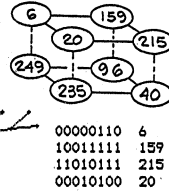
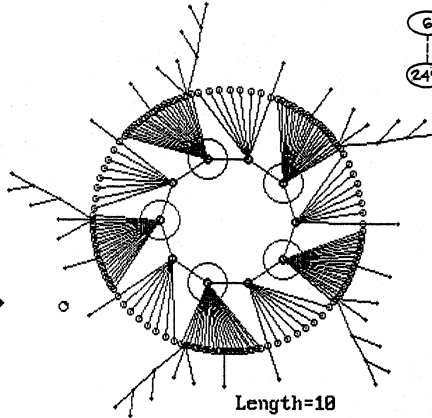
L=0	1(1)1 0 0 1	
L=1	2.1 1(1)1 0 0 1	total NATs = 2
L=2	1.00 1(1)1 0 0 1	
L=3	2.11 1(1)3 2 1 3	total NATs = 2
L=4	1.000 1(1)1 0 0 1	
L=5	2.111 1(1)7 3 2 4	total NATs = 2
L=6	1.0000 1(1)1 0 0 1	
L=7	2.1111 1(1)15 6 3 7	total NATs = 2
L=8	1.00000 1(1)1 0 0 1	
L=9	2.11111 1(1)31 15 4 11	total NATs = 2
L=10	1.000000 1(1)1 0 0 1	
L=11	2.111111 1(1)63 35 5 18	total NATs = 2
L=12	1.0000000 1(1)1 0 0 1	
L=13	2.1111111 1(1)127 77 6 29	total NATs = 2
L=14	1.00000000 1(1)1 0 0 1	
L=15	2.11111111 1(1)255 166 7 47	total NATs = 2
L=16	1.000000000 1(1)1 0 0 1	
L=17	2.111111111 1(1)511 354 8 76	total NATs = 2
L=18	1.0000000000 1(1)1 0 0 1	
L=19	2.1111111111 1(1)1023 747 9 123	total NATs = 2
L=20	1.00000000000 1(1)1 0 0 1	
L=21	2.11111111111 1(1)2047 1562 10 199	total NATs = 2
L=22	1.000000000000 1(1)1 0 0 1	
L=23	2.111111111111 1(1)4095 3243 11 322	total NATs = 2
L=24	1.0000000000000 1(1)1 0 0 1	
L=25	2.1111111111111 1(1)8191 6495 12 521	total NATs = 2
L=26	1.00000000000000 1(1)1 0 0 1	
L=27	2.11111111111111 1(1)16383 13757 13 843	total NATs = 2
L=28	1.000000000000000 1(1)1 0 0 1	
L=29	2.111111111111111 1(1)32767 28158 14 1364	total NATs = 2

λ ratio = .5 Z = .5



0000000000111100-0000000000111100-rule
=3-rule 6 -00000110

3932220
Length=1 -14

1
2
3
4
5
6
7
8
9
10
11
12
13
14
15



00000110	6
10011111	159
11010111	215
00010100	20



3-rule 6 =00000110
ty. at no(p)s g ml mp

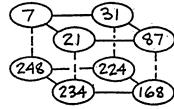
L=1	0	1(1)	2	1	2
total NATs =	1				
L=2	00	1(1)2	1	1	2
total NATs =	4				
L=3	000	1(1)8	4	2	5
total NATs =	1				
L=4	0000	1(1)6	5	1	6
total NATs =	5				
L=5	00000	1(1)7	6	1	7
total NATs =	2				
L=6	000000	1(1)14	10	2	11
total NATs =	7				
L=7	0000000	1(1)16	15	1	16
total NATs =	2				
L=8	00000000	1(1)22	23	2	23
total NATs =	1				
L=9	000000000	1(1)27	31	1	31
total NATs =	1				
L=10	0000000000	1(1)33	41	2	41
total NATs =	4				
L=11	00000000000	1(1)47	46	1	47
total NATs =	1				
L=12	000000000000	1(1)68	57	1	68
total NATs =	6				
L=13	0000000000000	1(1)102	92	1	102
total NATs =	1				
L=14	00000000000000	1(1)145	144	1	145
total NATs =	1				
L=15	000000000000000	1(1)212	212	1	212
total NATs =	1				

λ ratio = .75 Z = .75

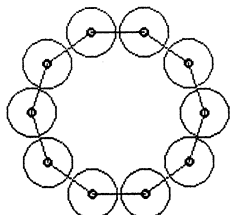



1111111111000000-1111111111000000-rule
=3-rule 248 -1111000

4290838464

Length=1 -15



11111000	248
11100000	224
10101000	168
11101010	234



3-rule 248 -1111000
ty. at no(p)s g ml mp

```

L=1
1.0 1(1)1 0 0 1
2.1 1(1)1 0 0 1
total NATs = 2
L=2
1.00 1(1)1 0 0 0 1
2.01 1(1)2 0 0 0 1
3.00 1(1)1 0 0 0 1
total NATs = 4
L=3
1.000 1(1)1 0 0 0 1
2.001 1(3)4 0 0 0 1
3.11 1(1)4 0 0 0 1
total NATs = 6
L=4
1.0000 1(1)1 0 0 0 1
2.0001 1(4)4 0 0 0 1
3.111 1(1)5 0 0 0 1
4.0101 1(5)5 0 0 0 1
total NATs = 8
L=5
1.00000 1(1)1 0 0 0 1
2.00001 1(5)5 0 0 0 1
3.1111 1(1)6 0 0 0 1
4.01010 1(6)6 0 0 0 1
5.010101 1(2)3 0 0 0 1
total NATs = 10
L=6
1.000000 1(1)1 0 0 0 1
2.000001 1(6)6 0 0 0 1
3.11111 1(1)7 0 0 0 1
4.000101 1(7)7 0 0 0 1
5.010101 1(2)3 0 0 0 1
6.010101 1(2)3 0 0 0 1
total NATs = 15
L=7
1.0000000 1(1)1 0 0 0 1
2.0000001 1(7)7 0 0 0 1
3.111111 1(1)8 0 0 0 1
4.0000101 1(8)8 0 0 0 1
5.0001001 1(2)3 0 0 0 1
6.0010010 1(8)8 0 0 0 1
7.0101010 1(2)3 0 0 0 1
total NATs = 21
L=8
1.00000000 1(1)1 0 0 0 1
2.00000001 1(8)8 0 0 0 1
3.1111111 1(1)9 0 0 0 1
4.00000101 1(9)9 0 0 0 1
5.00001001 1(2)3 0 0 0 1
6.00010010 1(9)9 0 0 0 1
7.00010010 1(9)9 0 0 0 1
8.00010010 1(9)9 0 0 0 1
9.00010101 1(2)3 0 0 0 1
10.00101010 1(9)9 0 0 0 1
11.00101010 1(9)9 0 0 0 1
total NATs = 37
L=9
1.000000000 1(1)1 0 0 0 1
2.000000001 1(9)9 0 0 0 1
3.11111111 1(1)10 0 0 0 1
4.000000101 1(10)10 0 0 0 1
5.000001001 1(10)10 0 0 0 1
6.000010010 1(10)10 0 0 0 1
7.000010010 1(10)10 0 0 0 1
8.000010010 1(10)10 0 0 0 1
9.000010101 1(2)3 0 0 0 1
10.000101010 1(10)10 0 0 0 1
11.000101010 1(10)10 0 0 0 1
12.000101010 1(10)10 0 0 0 1
13.000101010 1(10)10 0 0 0 1
14.001010101 1(2)3 0 0 0 1
15.001010101 1(2)3 0 0 0 1
16.010101010 1(10)10 0 0 0 1
total NATs = 46
L=10
1.0000000000 1(1)1 0 0 0 1
2.0000000001 1(10)10 0 0 0 1
3.111111111 1(1)11 0 0 0 1
4.0000000101 1(11)11 0 0 0 1
5.0000001001 1(11)11 0 0 0 1
6.0000010010 1(11)11 0 0 0 1
7.0000010010 1(11)11 0 0 0 1
8.0000010010 1(11)11 0 0 0 1
9.0000010010 1(11)11 0 0 0 1
10.0000101010 1(2)3 0 0 0 1
11.0000101010 1(11)11 0 0 0 1
12.0000101010 1(11)11 0 0 0 1
13.0000101010 1(11)11 0 0 0 1
14.0000101010 1(11)11 0 0 0 1
15.0000101010 1(11)11 0 0 0 1
16.0000101010 1(11)11 0 0 0 1
17.0000101010 1(11)11 0 0 0 1
18.0000101010 1(11)11 0 0 0 1
19.0010101010 1(2)3 0 0 0 1
20.0010101010 1(2)3 0 0 0 1
total NATs = 67
L=11
1.00000000000 1(1)1 0 0 0 1
2.00000000001 1(11)11 0 0 0 1
3.1111111111 1(1)12 0 0 0 1
4.0000000101 1(12)12 0 0 0 1
5.0000001001 1(12)12 0 0 0 1
6.0000010010 1(12)12 0 0 0 1
7.0000010010 1(12)12 0 0 0 1
8.0000010010 1(12)12 0 0 0 1
9.0000010010 1(12)12 0 0 0 1
10.0000010010 1(12)12 0 0 0 1
11.0000010010 1(12)12 0 0 0 1
12.0000010010 1(12)12 0 0 0 1
13.0000010010 1(12)12 0 0 0 1
14.0000010010 1(12)12 0 0 0 1
15.0000010010 1(12)12 0 0 0 1
16.0000010010 1(12)12 0 0 0 1
17.0000010010 1(12)12 0 0 0 1
18.0000010010 1(12)12 0 0 0 1
19.0000010010 1(12)12 0 0 0 1
20.0000010010 1(12)12 0 0 0 1
21.0000010010 1(12)12 0 0 0 1
22.0000010010 1(12)12 0 0 0 1
23.0000010010 1(12)12 0 0 0 1
24.0000010010 1(12)12 0 0 0 1
25.0000010010 1(12)12 0 0 0 1
26.0000010010 1(12)12 0 0 0 1
27.0000010010 1(12)12 0 0 0 1
28.0000010010 1(12)12 0 0 0 1
29.0000010010 1(12)12 0 0 0 1
30.0000010010 1(12)12 0 0 0 1
31.0000010010 1(12)12 0 0 0 1
32.0010101010 1(2)3 0 0 0 1
total NATs = 108
L=12
1.000000000000 1(1)1 0 0 0 1
2.000000000001 1(12)12 0 0 0 1
3.11111111111 1(1)13 0 0 0 1
4.0000000101 1(13)13 0 0 0 1
5.0000001001 1(13)13 0 0 0 1
6.0000010010 1(13)13 0 0 0 1
7.0000010010 1(13)13 0 0 0 1
8.0000010010 1(13)13 0 0 0 1
9.0000010010 1(13)13 0 0 0 1
10.0000010010 1(13)13 0 0 0 1
11.0000010010 1(13)13 0 0 0 1
12.0000010010 1(13)13 0 0 0 1
13.0000010010 1(13)13 0 0 0 1
14.0000010010 1(13)13 0 0 0 1
15.0000010010 1(13)13 0 0 0 1
16.0000010010 1(13)13 0 0 0 1
17.0000010010 1(13)13 0 0 0 1
18.0000010010 1(13)13 0 0 0 1
19.0000010010 1(13)13 0 0 0 1
20.0000010010 1(13)13 0 0 0 1
21.0000010010 1(13)13 0 0 0 1
22.0000010010 1(13)13 0 0 0 1
23.0000010010 1(13)13 0 0 0 1
24.0000010010 1(13)13 0 0 0 1
25.0000010010 1(13)13 0 0 0 1
26.0000010010 1(13)13 0 0 0 1
27.0000010010 1(13)13 0 0 0 1
28.0000010010 1(13)13 0 0 0 1
29.0000010010 1(13)13 0 0 0 1
30.0000010010 1(13)13 0 0 0 1
31.0000010010 1(13)13 0 0 0 1
32.0010101010 1(2)3 0 0 0 1
total NATs = 230
L=13
1.000000000000 1(1)1 0 0 0 1
2.000000000001 1(13)13 0 0 0 1
3.11111111111 1(1)14 0 0 0 1
4.0000000101 1(14)14 0 0 0 1
5.0000001001 1(14)14 0 0 0 1
6.0000010010 1(14)14 0 0 0 1
7.0000010010 1(14)14 0 0 0 1
8.0000010010 1(14)14 0 0 0 1
9.0000010010 1(14)14 0 0 0 1
10.0000010010 1(14)14 0 0 0 1
11.0000010010 1(14)14 0 0 0 1
12.0000010010 1(14)14 0 0 0 1
13.0000010010 1(14)14 0 0 0 1
14.0000010010 1(14)14 0 0 0 1
15.0000010010 1(14)14 0 0 0 1
16.0000010010 1(14)14 0 0 0 1
17.0000010010 1(14)14 0 0 0 1
18.0000010010 1(14)14 0 0 0 1
19.0000010010 1(14)14 0 0 0 1
20.0000010010 1(14)14 0 0 0 1
21.0000010010 1(14)14 0 0 0 1
22.0000010010 1(14)14 0 0 0 1
23.0000010010 1(14)14 0 0 0 1
24.0000010010 1(14)14 0 0 0 1
25.0000010010 1(14)14 0 0 0 1
26.0000010010 1(14)14 0 0 0 1
27.0000010010 1(14)14 0 0 0 1
28.0000010010 1(14)14 0 0 0 1
29.0000010010 1(14)14 0 0 0 1
30.0000010010 1(14)14 0 0 0 1
31.0000010010 1(14)14 0 0 0 1
32.0010101010 1(2)3 0 0 0 1
total NATs = 512


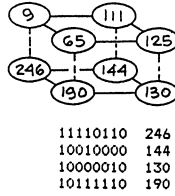
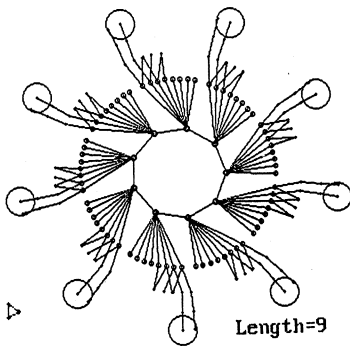

```


λ ratio = .5 $Z = .5$

111111100111100-111111100111100-rule
=3-rule 246 -11110110

4282187580
Length=1 -15

1
2
3
4
5
6
7
8
9
10
11
12
13
14
15



3-rule 246 =11110110
ty. at no(p)s g ml mp


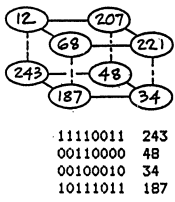

L=1
1.0 1(1)1 0 0 1
total NATs = 2
L=2
1.00 1(1)1 0 0 1
total NATs = 2 1 3
L=3
1.000 1(1)1 0 0 1
total NATs = 3 0 4
L=4
1.0000 1(1)1 0 0 1
total NATs = 3 1 3
L=5
1.00000 1(1)1 0 0 1
total NATs = 3 1 3 3
L=6
1.000000 1(1)1 0 0 1
total NATs = 4 0 1 6
L=7
1.0000000 1(1)1 0 0 1
total NATs = 4 0 1 6 6
L=8
1.00000000 1(1)1 0 0 1
total NATs = 4 0 1 6 6 6
L=9
1.000000000 1(1)1 0 0 1
total NATs = 5 1 1 11
L=10
1.0000000000 1(1)1 0 0 1
total NATs = 6 1 3 16
L=11
1.00000000000 1(1)1 0 0 1
total NATs = 7 1 3 16 9
L=12
1.000000000000 1(1)1 0 0 1
total NATs = 8 1 5 21 20 12
L=13
1.0000000000000 1(1)1 0 0 1
total NATs = 9 1 5 21 20 12 9
L=14
1.00000000000000 1(1)1 0 0 1
total NATs = 12 1 5 21 20 12 9 6
L=15
1.000000000000000 1(1)1 0 0 1
total NATs = 13 1 5 21 20 12 9 6 3

λ ratio = .5 Z = .5

1111111100001111-1111111100001111-rule
=3-rule 243 -1110011

4279238415
Length=1 -15

1
2
3
4
5
6
7
8
9
10
11
12
13
14
15



3-rule 243 = 11110011
ty. at no(p) s g ml mp

```

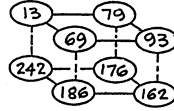
L=1
1 1 1 1 2 1 1 2
total NATs = 1
L=2
1 1 1 1 1 2 1 1 2
1 0 1 1 0 2 1 0 2 1
total NATs = 2
L=3
1 1 1 1 1 1 2 1 1 2
1 1 1 1 1 1 2 1 1 2
1 1 1 1 1 1 2 1 1 2
total NATs = 3
L=4
1 1 1 1 1 1 1 2 1 1 2 3
1 0 1 0 1 1 2 2 0 0 1
total NATs = 5
L=5
1 1 1 1 1 1 1 1 2 1 1 2 4
1 1 1 1 1 1 1 1 2 1 1 2
1 1 1 1 1 1 1 1 2 1 1 2
1 1 1 1 1 1 1 1 2 1 1 2
total NATs = 10
L=6
1 1 1 1 1 1 1 1 1 2 1 1 2 4 6
1 1 1 1 1 1 1 1 1 2 1 1 2 4
1 1 1 1 1 1 1 1 1 2 1 1 2 4
1 1 1 1 1 1 1 1 1 2 1 1 2 4
total NATs = 20
L=7
1 1 1 1 1 1 1 1 1 1 2 1 1 2 4 6 8
1 1 1 1 1 1 1 1 1 1 2 1 1 2 4 6
1 1 1 1 1 1 1 1 1 1 2 1 1 2 4 6
1 1 1 1 1 1 1 1 1 1 2 1 1 2 4 6
1 1 1 1 1 1 1 1 1 1 2 1 1 2 4 6
total NATs = 48
L=8
1 1 1 1 1 1 1 1 1 1 1 2 1 1 2 4 6 8 10
1 1 1 1 1 1 1 1 1 1 1 2 1 1 2 4 6 8
1 1 1 1 1 1 1 1 1 1 1 2 1 1 2 4 6 8
1 1 1 1 1 1 1 1 1 1 1 2 1 1 2 4 6 8
1 1 1 1 1 1 1 1 1 1 1 2 1 1 2 4 6 8
1 1 1 1 1 1 1 1 1 1 1 2 1 1 2 4 6 8
total NATs = 120
L=9
1 1 1 1 1 1 1 1 1 1 1 1 2 1 1 2 4 6 8 10 12
1 1 1 1 1 1 1 1 1 1 1 1 2 1 1 2 4 6 8 10
1 1 1 1 1 1 1 1 1 1 1 1 2 1 1 2 4 6 8 10
1 1 1 1 1 1 1 1 1 1 1 1 2 1 1 2 4 6 8 10
1 1 1 1 1 1 1 1 1 1 1 1 2 1 1 2 4 6 8 10
1 1 1 1 1 1 1 1 1 1 1 1 2 1 1 2 4 6 8 10
total NATs = 288
L=10
1 1 1 1 1 1 1 1 1 1 1 1 1 2 1 1 2 4 6 8 10 12 14
1 1 1 1 1 1 1 1 1 1 1 1 1 2 1 1 2 4 6 8 10 12
1 1 1 1 1 1 1 1 1 1 1 1 1 2 1 1 2 4 6 8 10 12
1 1 1 1 1 1 1 1 1 1 1 1 1 2 1 1 2 4 6 8 10 12
1 1 1 1 1 1 1 1 1 1 1 1 1 2 1 1 2 4 6 8 10 12
1 1 1 1 1 1 1 1 1 1 1 1 1 2 1 1 2 4 6 8 10 12
total NATs = 720
L=11
1 1 1 1 1 1 1 1 1 1 1 1 1 1 2 1 1 2 4 6 8 10 12 14 16
1 1 1 1 1 1 1 1 1 1 1 1 1 1 2 1 1 2 4 6 8 10 12 14
1 1 1 1 1 1 1 1 1 1 1 1 1 1 2 1 1 2 4 6 8 10 12 14
1 1 1 1 1 1 1 1 1 1 1 1 1 1 2 1 1 2 4 6 8 10 12 14
1 1 1 1 1 1 1 1 1 1 1 1 1 1 2 1 1 2 4 6 8 10 12 14
1 1 1 1 1 1 1 1 1 1 1 1 1 1 2 1 1 2 4 6 8 10 12 14
total NATs = 1728
L=12
1 1 1 1 1 1 1 1 1 1 1 1 1 1 1 2 1 1 2 4 6 8 10 12 14 16 18
1 1 1 1 1 1 1 1 1 1 1 1 1 1 1 2 1 1 2 4 6 8 10 12 14 16
1 1 1 1 1 1 1 1 1 1 1 1 1 1 1 2 1 1 2 4 6 8 10 12 14 16
1 1 1 1 1 1 1 1 1 1 1 1 1 1 1 2 1 1 2 4 6 8 10 12 14 16
1 1 1 1 1 1 1 1 1 1 1 1 1 1 1 2 1 1 2 4 6 8 10 12 14 16
1 1 1 1 1 1 1 1 1 1 1 1 1 1 1 2 1 1 2 4 6 8 10 12 14 16
total NATs = 4096
L=13
1 1 1 1 1 1 1 1 1 1 1 1 1 1 1 1 2 1 1 2 4 6 8 10 12 14 16 18 20
1 1 1 1 1 1 1 1 1 1 1 1 1 1 1 1 2 1 1 2 4 6 8 10 12 14 16 18
1 1 1 1 1 1 1 1 1 1 1 1 1 1 1 1 2 1 1 2 4 6 8 10 12 14 16 18
1 1 1 1 1 1 1 1 1 1 1 1 1 1 1 1 2 1 1 2 4 6 8 10 12 14 16 18
1 1 1 1 1 1 1 1 1 1 1 1 1 1 1 1 2 1 1 2 4 6 8 10 12 14 16 18
1 1 1 1 1 1 1 1 1 1 1 1 1 1 1 1 2 1 1 2 4 6 8 10 12 14 16 18
total NATs = 9216
L=14
1 1 1 1 1 1 1 1 1 1 1 1 1 1 1 1 1 2 1 1 2 4 6 8 10 12 14 16 18 20 22
1 1 1 1 1 1 1 1 1 1 1 1 1 1 1 1 1 2 1 1 2 4 6 8 10 12 14 16 18 20
1 1 1 1 1 1 1 1 1 1 1 1 1 1 1 1 1 2 1 1 2 4 6 8 10 12 14 16 18 20
1 1 1 1 1 1 1 1 1 1 1 1 1 1 1 1 1 2 1 1 2 4 6 8 10 12 14 16 18 20
1 1 1 1 1 1 1 1 1 1 1 1 1 1 1 1 1 2 1 1 2 4 6 8 10 12 14 16 18 20
1 1 1 1 1 1 1 1 1 1 1 1 1 1 1 1 1 2 1 1 2 4 6 8 10 12 14 16 18 20
total NATs = 20480
L=15
1 1 1 1 1 1 1 1 1 1 1 1 1 1 1 1 1 1 2 1 1 2 4 6 8 10 12 14 16 18 20 22 24
1 1 1 1 1 1 1 1 1 1 1 1 1 1 1 1 1 1 2 1 1 2 4 6 8 10 12 14 16 18 20 22
1 1 1 1 1 1 1 1 1 1 1 1 1 1 1 1 1 1 2 1 1 2 4 6 8 10 12 14 16 18 20 22
1 1 1 1 1 1 1 1 1 1 1 1 1 1 1 1 1 1 2 1 1 2 4 6 8 10 12 14 16 18 20 22
1 1 1 1 1 1 1 1 1 1 1 1 1 1 1 1 1 1 2 1 1 2 4 6 8 10 12 14 16 18 20 22
1 1 1 1 1 1 1 1 1 1 1 1 1 1 1 1 1 1 2 1 1 2 4 6 8 10 12 14 16 18 20 22
total NATs = 45888

```



λ ratio = .75 Z = .75

0000000011110011-0000000011110011-rule
=3-rule 13 -00001101

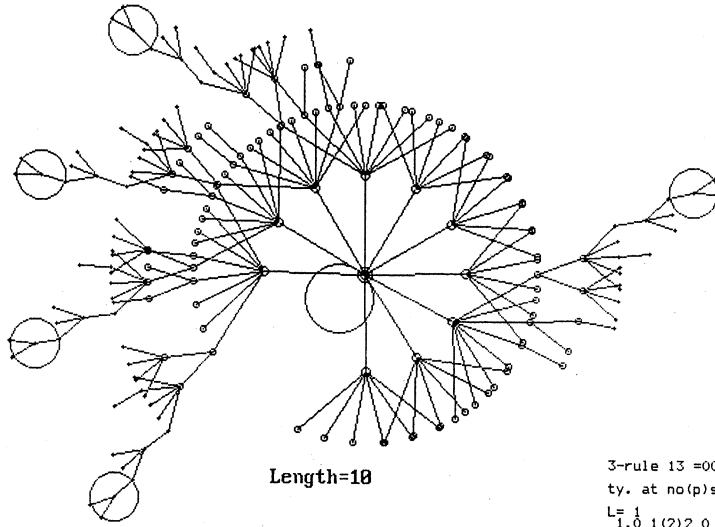
15925491
Length=1 -15



00001101 13
01001111 79
01011101 93
01000101 69



1
2
3
4
5
6
7
8
9
10
11
12
13
14
15



Length=18

3-rule 13 =00001101

ty. at no(p)s g ml mp

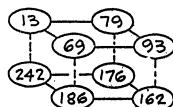
```

L=1
1.0 1(2)2 0 0 1
total NATs = 1
L=2
1.00 1(2)2 0 0 1
2.01 2(1)1 0 0 1
total NATs = 3
L=3
1.000 1(2)2 0 0 1
2.001 3(1)2 1 1 2
total NATs = 4
L=4
1.0000 1(2)2 0 0 1
2.0101 2(1)2 3 3 3
total NATs = 6
L=5
1.00000 1(2)2 0 0 1
3.010101 2(1)22 12 4 4
total NATs = 8
L=6
1.000000 1(2)2 0 0 1
2.0101001 7(1)18 10 5 5
total NATs = 8
L=7
1.0000000 1(2)2 0 0 1
2.01010101 6(1)67 40 6 7
3.010010 3(1)6 3 2 4 4
total NATs = 11
L=8
1.00000000 1(2)2 0 0 1
2.010101001 9(1)52 33 1 8
3.010010010 3(1)14 10 2 8
total NATs = 13
L=9
1.000000000 1(2)2 0 0 1
2.0101010101 2(1)568 412 0 10 18
3.0101010010 10(1)144 31 6 10
4.0101001010 5(1)38 25 4 9
total NATs = 18
L=10
1.0000000000 1(2)2 0 0 1
2.01010101001 11(1)150 106 9 13
3.01010010010 11(1)36 27 4 12
total NATs = 23
L=11
1.00000000000 1(2)2 0 0 1
2.010101010101 2(1)568 412 0 10 18
4.010101001010 12(1)115 83 6 15
5.010010010010 3(1)34 27 2 16
total NATs = 30
L=12
1.000000000000 1(2)2 0 0 1
2.0101010101001 13(1)7452 850 11 21
4.0101001010010 13(1)92 72 4 18
total NATs = 40
L=13
1.0000000000000 1(2)2 0 0 1
2.01010101010101 2(1)1639 1274 12 29
4.01010101001010 14(1)383 254 6 24
5.01010010101010 7(1)330 254 6 25
6.01010010010010 14(1)87 72 4 24
total NATs = 52
L=14
1.00000000000000 1(2)2 0 0 1
2.010101010101001 15(1)1244 1007 13 34
4.010101001001010 15(1)304 255 6 30
4.010100101001010 15(1)271 225 6 30
5.010101001001010 15(1)271 185 6 30
9.010010010010010 3(1)82 71 2 32
total NATs = 69
    
```

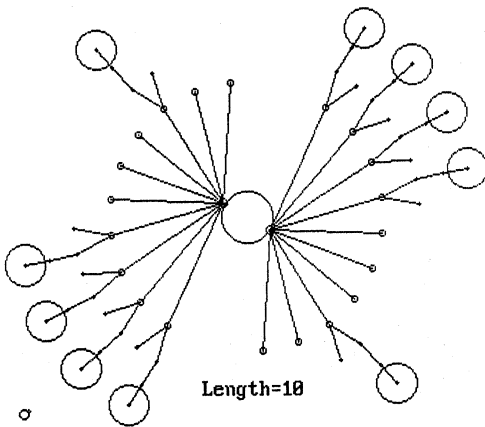


λ ratio = .75 Z = .75

1111111100001100-1111111100001100-rule
=3-rule 242 -11110010

4279041804
Length=1 -13



11110010	242
10110000	176
10100010	182
10111010	186



3-rule 242 =11110010
ty. at no(p)s g ml mp

```

L=1
1-0111110001
total NATs = 2

L=2
1-000111100011
total NATs = 3

L=3
1-000011110000111
total NATs = 5

L=4
1-0000011111000001111
total NATs = 8

L=5
1-0000001111110000001111
total NATs = 13

L=6
1-0000000111111000000011111
total NATs = 21

L=7
1-0000000011111100000000111111
total NATs = 34

L=8
1-0000000001111110000000001111111
total NATs = 53

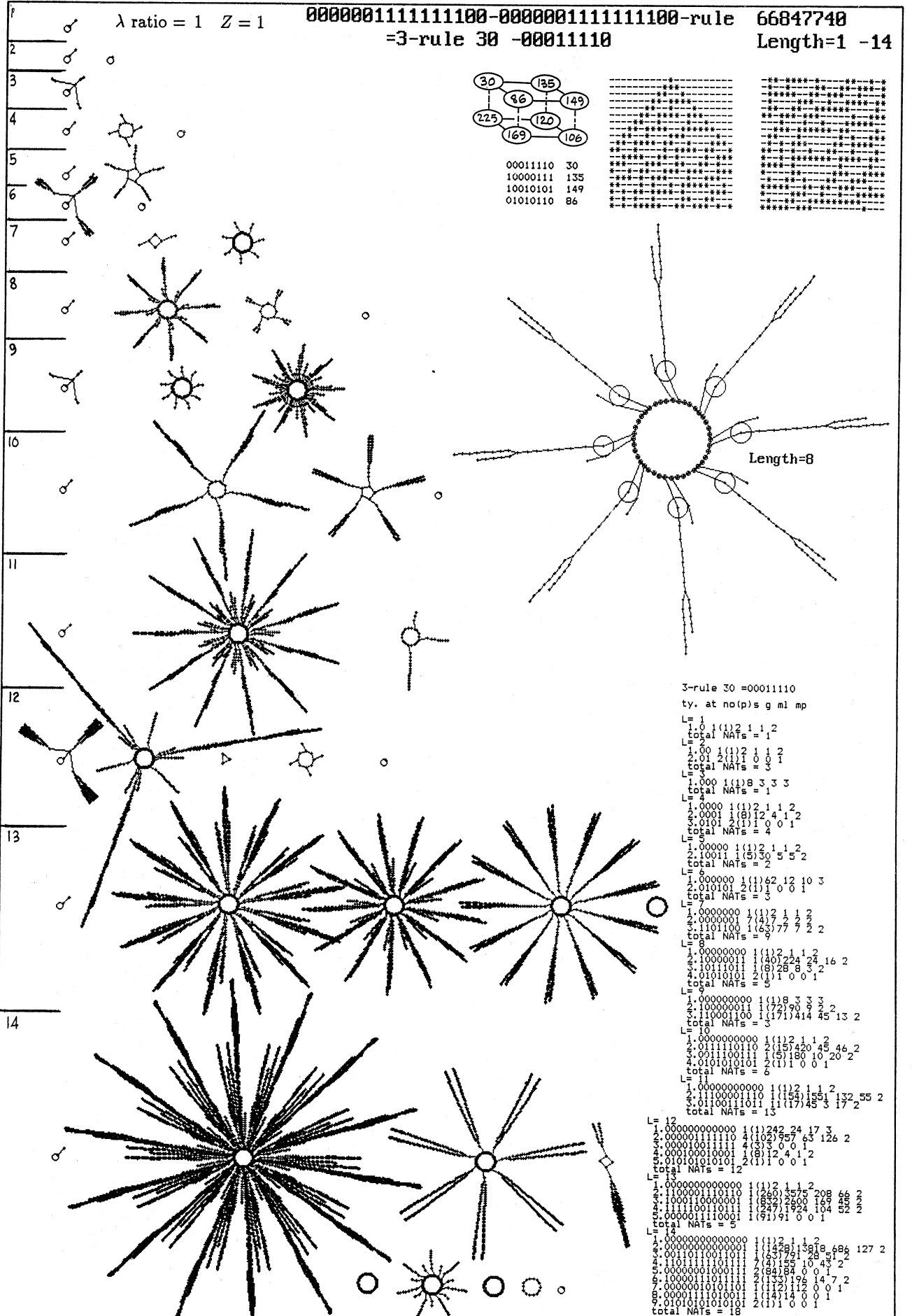
L=9
1-0000000000111111000000000011111111
total NATs = 81

L=10
1-0000000000011111100000000000111111111
total NATs = 122

L=11
1-0000000000001111110000000000001111111111
total NATs = 182

L=12
1-00000000000001111110000000000000111111111111
total NATs = 273



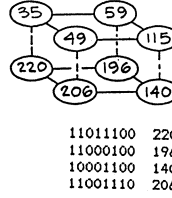
L=13
1-00000000000000111111000000000000001111111111111
total NATs = 409
  
```

λ ratio = .75 Z = .625

1111001111110000-1111001111110000-rule
 =3-rule 220 -11011100

4892654576
 Length=1 -14



3-rule 220 =11011100
 ty. at no(p)s g ml mp

```

L= 1
1. 0 1(1) 1 0 0 1
2. 1(1) 1 0 0 1
total NATs = 2

L= 2
1. 00 1(1) 1 0 0 1
2. 01 1(1) 1 0 0 1
total NATs = 4

L= 3
1. 000 1(1) 1 0 0 1
2. 101 1(1) 1 0 0 1
3. 111 1(1) 1 0 0 1
total NATs = 9

L= 4
1. 0000 1(1) 1 0 0 1
2. 1101 1(1) 1 0 0 1
3. 1111 1(1) 1 0 0 1
total NATs = 8

L= 5
1. 00000 1(1) 1 0 0 1
2. 11101 1(1) 1 0 0 1
3. 11111 1(1) 1 0 0 1
total NATs = 12

L= 6
1. 000000 1(1) 1 0 0 1
2. 111101 1(1) 1 0 0 1
3. 111111 1(1) 1 0 0 1
total NATs = 19

L= 7
1. 0000000 1(1) 1 0 0 1
2. 1111101 1(1) 1 0 0 1
3. 1111111 1(1) 1 0 0 1
total NATs = 30


L= 8
1. 00000000 1(1) 1 0 0 1
2. 11111101 1(1) 1 0 0 1
3. 11111111 1(1) 1 0 0 1
total NATs = 48

L= 9
1. 000000000 1(1) 1 0 0 1
2. 111111101 1(1) 1 0 0 1
3. 111111111 1(1) 1 0 0 1
total NATs = 77

L= 10
1. 0000000000 1(1) 1 0 0 1
2. 1111111101 1(1) 1 0 0 1
3. 1111111111 1(1) 1 0 0 1
total NATs = 124

L= 11
1. 00000000000 1(1) 1 0 0 1
2. 11111111101 1(1) 1 0 0 1
3. 11111111111 1(1) 1 0 0 1
total NATs = 200


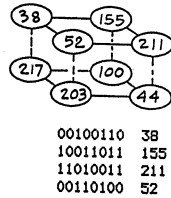
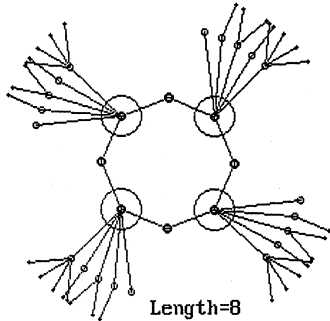
L= 12
1. 000000000000 1(1) 1 0 0 1
2. 111111111101 1(1) 1 0 0 1
3. 111111111111 1(1) 1 0 0 1
total NATs = 323
  
```



λ ratio = .75 Z = .75

00001100001111100-00001100001111100-rule
 =3-rule 38 -00100110

205261884
 Length=1 -14



1

2

3

4

5

6

7

8

9

10

11

12

13

14

3-rule 38 =00100110
 ty. at no(p)s g ml mp

L= 1
 1 0 1(1)2 1 1 2
 total NATs = 1

L= 1 00 1(1)4 2 2 2
 total NATs = 1

L= 0 00 1(1)2 1 1 1 1
 2 001 1(2)2 0 0 1
 total NATs = 2

L= 0 000 1(1)4 2 2 2
 2 0001 2(4)6 3 1 2
 total NATs = 3

L= 1 0000 1(1)2 1 1 2 2 3
 2 00001 1(10)30 10 2 2
 total NATs = 2

L= 1 000000 1(1)4 2 2 2 2 4
 2 0000001 2(6)24 00 13 3
 2 001001 2(6)24 00 13 3
 total NATs = 6

L= 1 00000000 1(1)2 1 1 2 2 5
 2 00000001 1(14)98 1 4 2 2
 2 00010001 1(14)21 7 1 2
 total NATs = 4

L= 8
 1 000000000 1(1)4 2 2 2 2 6
 2 000000001 2(24)96 2 2 2 2
 2 000001001 2(24)96 2 2 2 2
 2 000001101 2(24)96 2 2 2 2
 2 000100001 2(24)96 2 2 2 2
 total NATs = 10

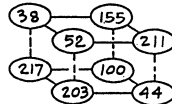
L= 10
 1 0000000000 1(1)2 1 1 2 7
 2 0000000001 1(12)36 1 1 2 2
 2 0000000010 1(12)36 1 1 2 2
 2 0000000011 1(12)36 1 1 2 2
 2 0000010001 1(12)36 1 1 2 2
 2 0000011001 1(12)36 1 1 2 2
 2 0001000001 1(12)36 1 1 2 2
 2 0001000010 1(12)36 1 1 2 2
 2 0001000011 1(12)36 1 1 2 2
 2 0001010001 1(12)36 1 1 2 2
 2 0001010010 1(12)36 1 1 2 2
 2 0001010011 1(12)36 1 1 2 2
 total NATs = 16

L= 11
 1 000000000000 1(1)2 1 1 2 9
 2 000000000001 1(12)36 1 1 2 2
 2 000000000010 1(12)36 1 1 2 2
 2 000000000011 1(12)36 1 1 2 2
 2 000000000100 1(12)36 1 1 2 2
 2 000000000101 1(12)36 1 1 2 2
 2 000000000110 1(12)36 1 1 2 2
 2 000000000111 1(12)36 1 1 2 2
 2 000000001000 1(12)36 1 1 2 2
 2 000000001001 1(12)36 1 1 2 2
 2 000000001010 1(12)36 1 1 2 2
 2 000000001011 1(12)36 1 1 2 2
 2 000000001100 1(12)36 1 1 2 2
 2 000000001101 1(12)36 1 1 2 2
 2 000000001110 1(12)36 1 1 2 2
 2 000000001111 1(12)36 1 1 2 2
 2 000000010000 1(12)36 1 1 2 2
 2 000000010001 1(12)36 1 1 2 2
 2 000000010010 1(12)36 1 1 2 2
 2 000000010011 1(12)36 1 1 2 2
 2 000000011000 1(12)36 1 1 2 2
 2 000000011001 1(12)36 1 1 2 2
 2 000000011010 1(12)36 1 1 2 2
 2 000000011011 1(12)36 1 1 2 2
 2 000000011100 1(12)36 1 1 2 2
 2 000000011101 1(12)36 1 1 2 2
 2 000000011110 1(12)36 1 1 2 2
 2 000000011111 1(12)36 1 1 2 2
 2 000000100000 1(12)36 1 1 2 2
 2 000000100001 1(12)36 1 1 2 2
 2 000000100010 1(12)36 1 1 2 2
 2 000000100011 1(12)36 1 1 2 2
 2 000000100100 1(12)36 1 1 2 2
 2 000000100101 1(12)36 1 1 2 2
 2 000000100110 1(12)36 1 1 2 2
 2 000000100111 1(12)36 1 1 2 2
 2 000000101000 1(12)36 1 1 2 2
 2 000000101001 1(12)36 1 1 2 2
 2 000000101010 1(12)36 1 1 2 2
 2 000000101011 1(12)36 1 1 2 2
 2 000000101100 1(12)36 1 1 2 2
 2 000000101101 1(12)36 1 1 2 2
 2 000000101110 1(12)36 1 1 2 2
 2 000000101111 1(12)36 1 1 2 2
 total NATs = 92



λ ratio = .75 Z = .75

1111001111000011-1111001111000011-rule
=3-rule 217 -11011001

4089705411
Length=1 -15



11011001 217
01100100 100
00101100 44
11001011 203



3-rule 217 =11011001
ty. at no(p)s g ml mp



```

L=1
1.1111(1)2 1 1 2
total NATs = 1
L=2
1.1111(1)4 2 2 2
total NATs = 1
L=3
1.11111(1)2 1 1 2
2.00111(3)3 0 0 1
3.01113(1)1 0 0 1
total NATs = 5
L=4
1.111111(1)4 2 2 2
2.11104(1)3 2 2 2
total NATs = 5
L=5
1.1111111(1)2 1 1 2
total NATs = 6
L=6
1.11111110(1)4 2 2 2
2.0010011(3)3 0 0 1
4.0110111(3)1 0 0 1
total NATs = 11
L=7
1.11111111(1)2 1 1 2
2.1111107(1)3 1 2 2
total NATs = 15
L=8
1.111111110(1)4 2 2 2
2.1111104(1)7 3 2 2
3.11011105(1)3 2 2
total NATs = 21
L=9
1.111111111(1)2 1 1 2
2.11111010(1)4 2 2 2
3.11011011(1)4 7 4 4
4.001001001(3)3 0 0 1
5.011011011(3)1 0 0 1
total NATs = 32
L=10
1.1111111110(1)4 2 2 2
2.111110110(1)24 3 2 2
3.110110110(1)28 4 4 4
4.011011010(1)13 1 2 2
5.11011010(1)11 3 2 2
total NATs = 46
L=11
1.1111111111(1)2 1 1 2
2.11111110(1)4 2 2 2
3.1111110(1)10 2 2 2
4.1101110(1)10 7 4 4
5.11011010(1)10 10 2 2
6.11011010(1)10 10 2 2
7.11011010(1)10 10 2 2
8.11011010(1)10 10 2 2
9.11011010(1)10 10 2 2
10.11011010(1)10 10 2 2
11.00100100001(1)3 3 1 1
12.0110110110(1)3 1 1 1
total NATs = 95
L=12
1.11111111111(1)2 1 1 2
2.1111111110(1)4 2 2 2
3.11111110(1)10 2 2 2
4.1111110(1)10 7 4 4
5.111110(1)10 10 2 2
6.11110(1)10 10 2 2
7.11110(1)10 10 2 2
8.11110(1)10 10 2 2
9.11110(1)10 10 2 2
10.11110(1)10 10 2 2
11.11110(1)10 10 2 2
12.11110(1)10 10 2 2
13.11110(1)10 10 2 2
14.11110(1)10 10 2 2
15.11110(1)10 10 2 2
16.11110(1)10 10 2 2
17.11110(1)10 10 2 2
18.11110(1)10 10 2 2
19.11110(1)10 10 2 2
20.11110(1)10 10 2 2
21.11110(1)10 10 2 2
22.11110(1)10 10 2 2
23.11110(1)10 10 2 2
24.11110(1)10 10 2 2
25.11110(1)10 10 2 2
26.11110(1)10 10 2 2
27.11110(1)10 10 2 2
28.11110(1)10 10 2 2
29.11110(1)10 10 2 2
30.11110(1)10 10 2 2
total NATs = 140
L=13
1.111111111111(1)2 1 1 2
2.111111111110(1)4 2 2 2
3.11111111110(1)10 2 2 2
4.11111111110(1)10 7 4 4
5.1111111110(1)10 10 2 2
6.1111111110(1)10 10 2 2
7.1111111110(1)10 10 2 2
8.1111111110(1)10 10 2 2
9.1111111110(1)10 10 2 2
10.1111111110(1)10 10 2 2
11.1111111110(1)10 10 2 2
12.1111111110(1)10 10 2 2
13.1111111110(1)10 10 2 2
14.1111111110(1)10 10 2 2
15.1111111110(1)10 10 2 2
16.1111111110(1)10 10 2 2
17.1111111110(1)10 10 2 2
18.1111111110(1)10 10 2 2
19.1111111110(1)10 10 2 2
20.1111111110(1)10 10 2 2
21.1111111110(1)10 10 2 2
22.1111111110(1)10 10 2 2
23.1111111110(1)10 10 2 2
24.1111111110(1)10 10 2 2
25.1111111110(1)10 10 2 2
26.1111111110(1)10 10 2 2
27.1111111110(1)10 10 2 2
28.1111111110(1)10 10 2 2
29.1111111110(1)10 10 2 2
30.1111111110(1)10 10 2 2
total NATs = 211
L=14
1.1111111111111(1)2 1 1 2
2.11111111111110(1)4 2 2 2
3.1111111111110(1)10 2 2 2
4.1111111111110(1)10 7 4 4
5.111111111110(1)10 10 2 2
6.111111111110(1)10 10 2 2
7.111111111110(1)10 10 2 2
8.111111111110(1)10 10 2 2
9.111111111110(1)10 10 2 2
10.111111111110(1)10 10 2 2
11.111111111110(1)10 10 2 2
12.111111111110(1)10 10 2 2
13.111111111110(1)10 10 2 2
14.111111111110(1)10 10 2 2
15.111111111110(1)10 10 2 2
16.111111111110(1)10 10 2 2
17.111111111110(1)10 10 2 2
18.111111111110(1)10 10 2 2
19.111111111110(1)10 10 2 2
20.111111111110(1)10 10 2 2
21.111111111110(1)10 10 2 2
22.111111111110(1)10 10 2 2
23.111111111110(1)10 10 2 2
24.111111111110(1)10 10 2 2
25.111111111110(1)10 10 2 2
26.111111111110(1)10 10 2 2
27.111111111110(1)10 10 2 2
28.111111111110(1)10 10 2 2
29.111111111110(1)10 10 2 2
30.111111111110(1)10 10 2 2
total NATs = 310
    
```


λ ratio = .75 Z = .75

1111001100111100-1111001100111100-rule
=3-rule 214 -11010110

4080857916
Length=1 -15



3-rule 214 =11010110
ty. at no(p)s g ml mp

```

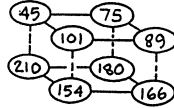
L=1
1.0 1(1)1 0 0 1
2.1 1(1)1 0 0 1
total NATs = 2
L=2
1.00 1(1)1 0 0 1
2.01 1(1)1 0 0 1
total NATs = 4
L=3
1.000 1(1)1 0 0 1
2.111 1(1)1 0 0 1
3.011 1(1)1 0 0 1
total NATs = 6
L=4
1.0000 1(1)1 0 0 1
2.1011 2(4)1 0 0 1
3.0101 2(1)1 0 0 1
4.1111 1(1)1 0 0 1
total NATs = 8
L=5
1.00000 1(1)1 0 0 1
2.10011 1(10)1 0 0 1
3.11111 1(1)1 0 0 1
total NATs = 3
L=6
1.000000 1(1)1 0 0 1
2.110101 2(6)1 0 0 1
3.10110 2(3)1 0 0 1
4.010101 2(1)1 0 0 1
total NATs = 8
L=7
1.0000000 1(1)1 0 0 1
2.111100 1(14)1 0 0 1
3.11111 1(1)1 0 0 1
total NATs = 3
L=8
1.00000000 1(1)1 0 0 1
2.110110 1(18)1 0 0 1
3.1101100 2(4)1 0 0 1
4.11010100 2(8)1 0 0 1
5.1010100 2(5)1 0 0 1
6.0101010 2(1)1 0 0 1
total NATs = 11
L=9
1.000000000 1(1)1 0 0 1
2.11100100 1(18)1 0 0 1
3.11010011 1(18)1 0 0 1
4.11010100 2(10)1 0 0 1
5.10101001 2(10)1 0 0 1
6.01010101 2(5)1 0 0 1
7.11111111 1(1)1 0 0 1
total NATs = 19
L=10
1.0000000000 1(1)1 0 0 1
2.11110011 1(22)1 0 0 1
3.11010011 1(22)1 0 0 1
4.11010100 2(12)1 0 0 1
5.10101001 2(12)1 0 0 1
6.01010101 2(5)1 0 0 1
7.11111111 1(1)1 0 0 1
total NATs = 7
L=11
1.00000000000 1(1)1 0 0 1
2.1111001100 1(24)1 0 0 1
3.1101001100 1(24)1 0 0 1
4.1101010000 2(12)1 0 0 1
5.1010100100 2(12)1 0 0 1
6.0101010100 2(5)1 0 0 1
7.1111111100 1(1)1 0 0 1
8.1111001100 1(22)1 0 0 1
9.1101001100 1(22)1 0 0 1
10.1101010100 2(10)1 0 0 1
11.1010100100 2(10)1 0 0 1
12.0101010100 2(5)1 0 0 1
total NATs = 29
L=12
1.000000000000 1(1)1 0 0 1
2.111100110011 1(26)1 0 0 1
3.110100110011 1(26)1 0 0 1
4.110101001100 2(12)1 0 0 1
5.10101001100 2(12)1 0 0 1
6.01010101100 2(5)1 0 0 1
7.111100110011 1(26)1 0 0 1
8.110100110011 1(26)1 0 0 1
9.110101010011 2(14)1 0 0 1
10.110101001100 2(14)1 0 0 1
11.10101001100 2(10)1 0 0 1
12.010101010011 2(5)1 0 0 1
13.111111110011 1(1)1 0 0 1
total NATs = 51

```

λ ratio = 1 Z = 1

0000110011110011-0000110011110011-rule
=3-rule 45 -00101101

217255155
Length=1 -14

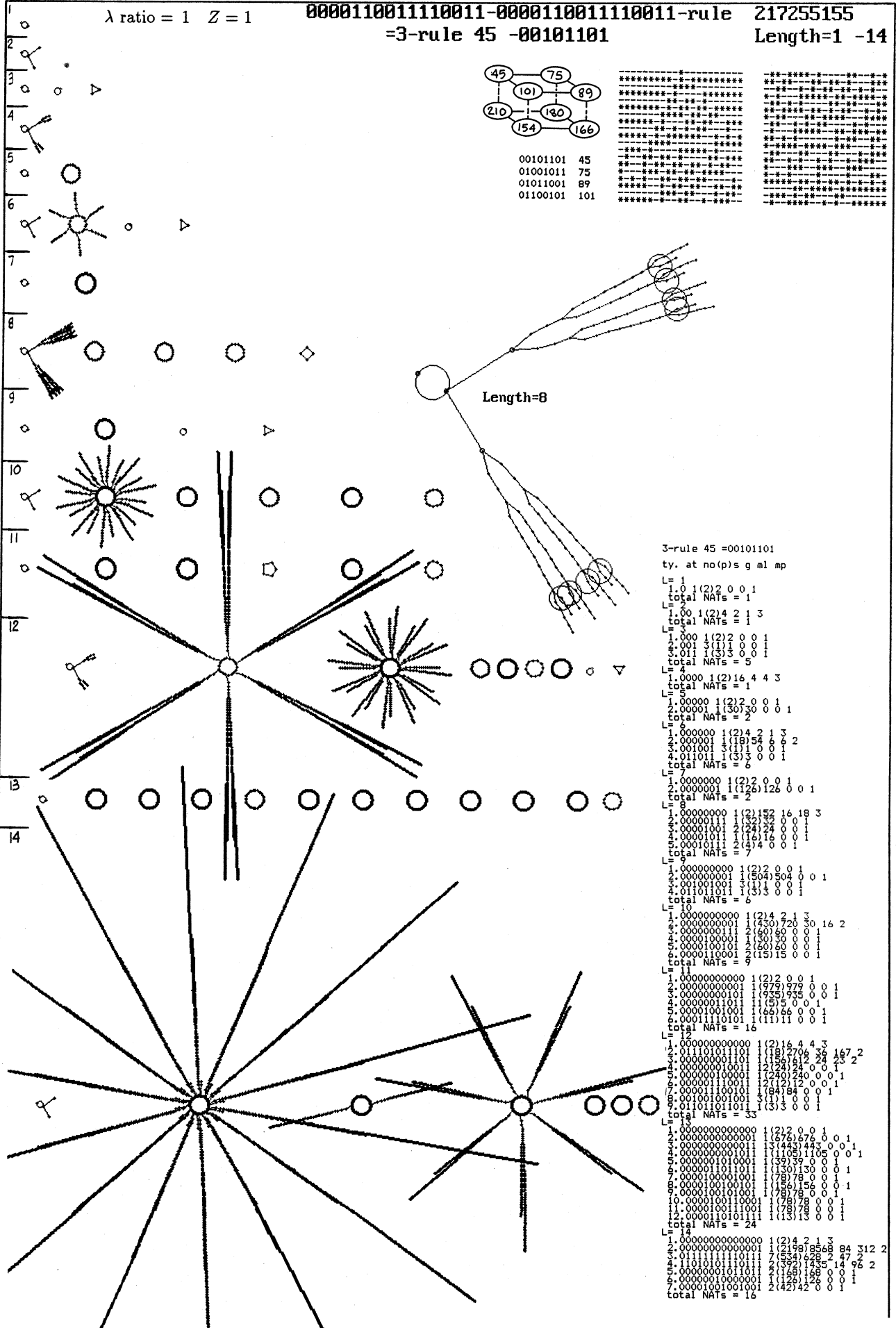


- 00101101 45
- 01001011 75
- 01011001 89
- 01100101 101

```

*****
*3.0113(1)1001
*****
*****
*2.00000000001
*****
*****
*1.000000000001
*****
*****
*1.000000000001
*****
*****
*1.000000000001
*****
*****
*1.000000000001
*****
*****
*1.000000000001
*****
*****
*1.000000000001
*****
*****
*1.000000000001
*****
*****

```



```

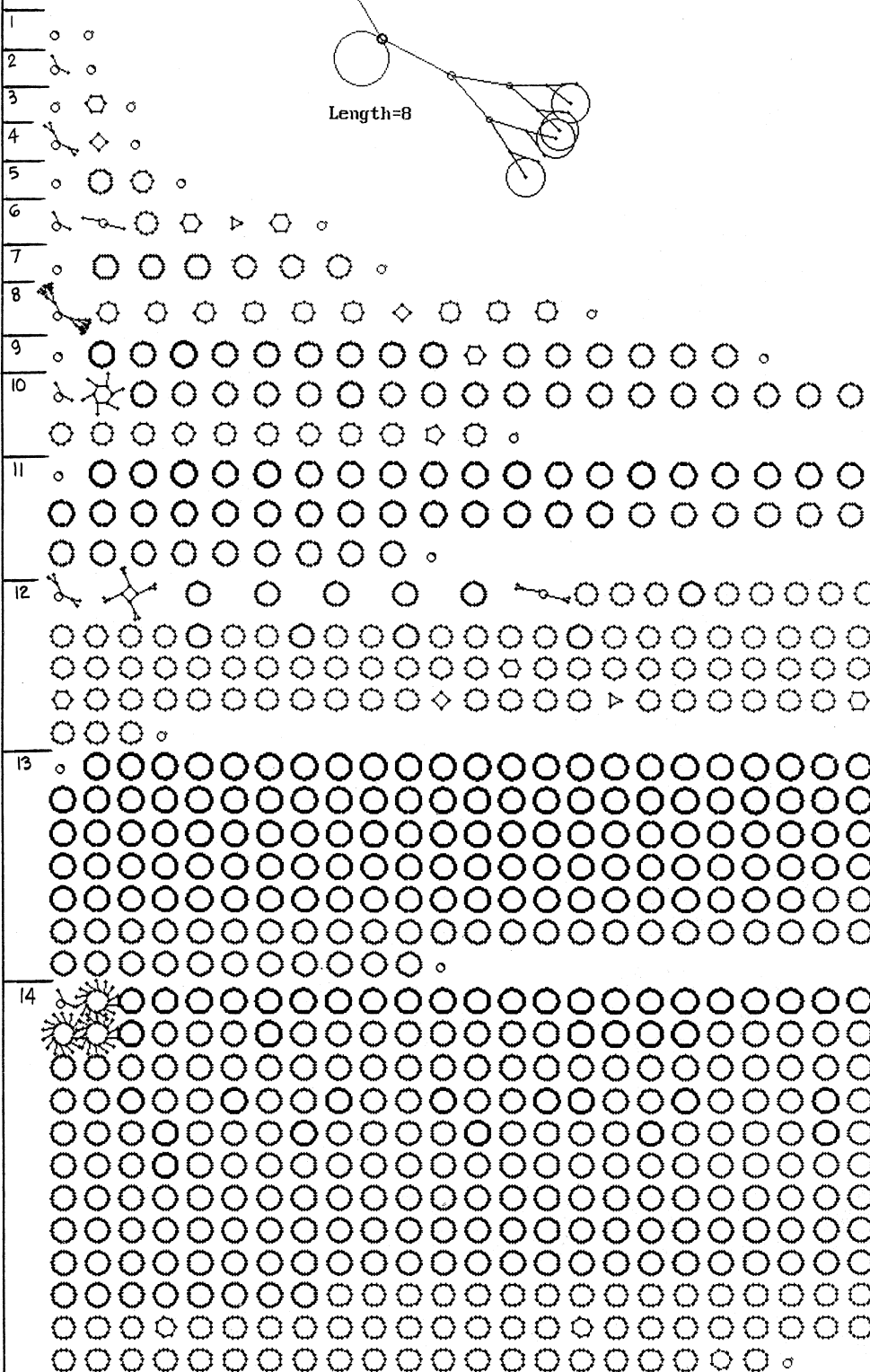

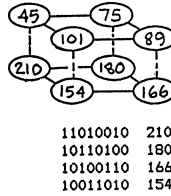
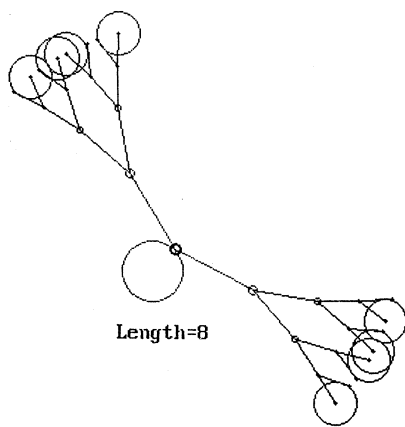
3-rule 45 = 00101101
ty. at no(p)s g ml mp
L= 1
1.0 1(2)2 0 0 1
total NATs = 1
L= 2
1.00 1(2)4 2 1 3
total NATs = 3
L= 3
1.000 1(2)2 0 0 1
3.011 1(3)3 0 0 1
total NATs = 5
L= 4
1.0000 1(2)16 4 4 3
total NATs = 1
L= 5
2.00000 1(3)30 0 0 1
total NATs = 2
L= 6
6.000000 1(2)14 2 1 3
2.000000 1(18)54 6 6 2
3.001001 3(1)1 0 0 1
4.011011 1(3)3 0 0 1
total NATs = 6
L= 7
1.0000000 1(2)2 0 0 1
2.000000 1(126)126 0 0 1
total NATs = 2
L= 8
1.00000000 1(2)152 16 18 3
2.00000011 1(32)32 0 0 1
3.00001001 2(24)24 0 0 1
4.00001011 2(16)16 0 0 1
5.00010111 2(4)4 0 0 1
total NATs = 7
L= 9
1.000000000 1(2)2 0 0 1
2.00000000 1(504)504 0 0 1
3.00100100 3(1)1 0 0 1
4.01101011 1(3)3 0 0 1
total NATs = 6
L= 10
1.0000000000 1(2)14 2 1 3
2.0000000001 1(430)720 0 16 2
3.0000000011 2(60)60 0 0 1
4.0000100001 1(30)30 0 0 1
5.0000100101 1(60)60 0 0 1
6.0000110001 2(15)15 0 0 1
total NATs = 9
L= 11
1.00000000000 1(2)2 0 0 1
2.0000000000 1(979)979 0 0 1
3.0000000010 1(935)935 0 0 1
4.0000000101 1(25)5 0 0 1
5.0000100100 1(25)5 0 0 1
6.0001110101 1(11)11 0 0 1
total NATs = 16
L= 12
1.000000000000 1(2)16 4 4 3
2.011101011011 1(18)2706 36 167 2
3.000000001001 1(156)1612 24 23 2
4.000000000101 1(1105)1105 0 0 1
5.000000101000 1(39)39 0 0 1
6.000000101011 1(30)30 0 0 1
7.000000000100 1(78)78 0 0 1
8.000010010101 1(156)156 0 0 1
9.000010010100 1(78)78 0 0 1
10.000100100001 1(78)78 0 0 1
11.000010011001 1(78)78 0 0 1
12.000010101011 1(13)13 0 0 1
total NATs = 24
L= 13
1.0000000000000 1(2)2 0 0 1
2.000000000000 1(678)678 0 0 1
3.000000000001 1(2178)2178 0 0 1
4.000000000101 1(1105)1105 0 0 1
5.000000101000 1(39)39 0 0 1
6.000000101011 1(30)30 0 0 1
7.000000000100 1(78)78 0 0 1
8.000000000100 1(78)78 0 0 1
9.000000000100 1(78)78 0 0 1
10.000000000100 1(78)78 0 0 1
11.000000000100 1(78)78 0 0 1
12.000000101011 1(13)13 0 0 1
total NATs = 24
L= 14
1.00000000000000 1(2)4 2 1 3
2.000000000000 1(2178)2178 84 312 2
3.000000000001 1(2178)2178 84 312 2
4.110101011011 2(39)39 14 96 2
5.000000001010 2(168)168 0 0 1
6.000000000000 2(42)42 0 0 1
7.000010010010 2(42)42 0 0 1
total NATs = 16

```

λ ratio = 1 $Z = 1$

1111001100001100-1111001100001100-rule
=3-rule 210 -11010010

4077712140
Length=1 -14



3-rule 210 = 11010010
ty. at no(p) s g ml mp

```

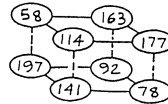
L=1
1.0 1111 00 1
total NATs = 2
L=2
1.00 1111 00 1
total NATs = 2
L=3
1.000 1111 00 1
total NATs = 3
L=4
1.0000 1111 00 1
total NATs = 4
L=5
1.00000 1111 00 1
total NATs = 5
L=6
1.000000 1111 00 1
total NATs = 6
L=7
1.0000000 1111 00 1
total NATs = 7
L=8
1.00000000 1111 00 1
total NATs = 8
L=9
1.000000000 1111 00 1
total NATs = 9
L=10
1.0000000000 1111 00 1
total NATs = 10
L=11
1.00000000000 1111 00 1
total NATs = 11
L=12
1.000000000000 1111 00 1
total NATs = 12
L=13
1.0000000000000 1111 00 1
total NATs = 13
L=14
1.00000000000000 1111 00 1
total NATs = 14

```



λ ratio = 1 $Z = .75$

000011111001100-000011111001100-rule
=3-rule 58 -00111010

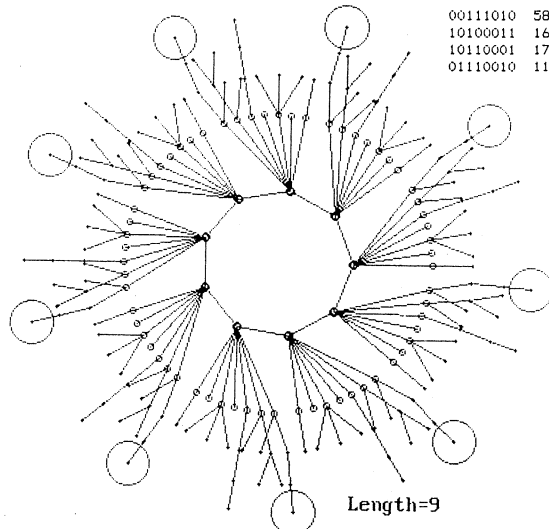
265031628
Length=1 -15



00111010 58
 10100011 163
 10110001 177
 01110010 114



- 1
- 2
- 3
- 4
- 5
- 6
- 7
- 8
- 9
- 10
- 11
- 12
- 13
- 14
- 15



Length=9

3-rule 58 =00111010
 ty. at no(p)s g ml mp

L=1
 1.0 1(1)2 1 1 2
 total NATs = 1

L=2
 1.00 1(1)2 1 1 2
 2.01 1(2)2 0 0 1
 total NATs = 2

L=3
 1.000 1(1)2 1 1 2
 2.110 1(3)2 1 1 2
 total NATs = 2

L=4
 1.0000 1(1)2 1 1 2
 2.1010 1(2)2 0 0 1
 3.0011 1(5)2 0 0 1
 total NATs = 3

L=5
 1.00000 1(1)2 1 1 2
 2.00111 1(5)2 0 0 1
 3.00111 1(5)2 0 0 1
 total NATs = 3

L=6
 1.000000 1(1)2 1 1 2
 2.010101 1(2)14 6 2 4
 3.101101 1(3)48 15 2 4
 total NATs = 3

L=7
 1.0000000 1(1)2 1 1 2
 2.10101010 1(2)30 12 3 7
 3.11011010 1(8)192 88 6 6
 4.10111001 1(6)252 88 6 6
 5.00110011 1(8)8 0 0 1 2
 total NATs = 5

L=8
 1.00000000 1(1)2 1 1 2
 2.01010101 1(9)207 108 4 8
 3.01101011 1(3)285 128 8 8
 4.00110011 1(8)16 0 0 1 8
 total NATs = 4

L=9
 1.000000000 1(1)2 1 1 2
 2.010101010 1(11)517 257 5 12
 3.101101001 1(11)265 704 9 13
 4.101101010 1(5)165 110 3 9
 5.011010001 1(20)310 130 5 4
 6.00110011 1(20)310 130 5 4
 total NATs = 6

L=10
 1.0000000000 1(1)2 1 1 2
 2.1010101010 1(12)226 70 5 16
 3.1010101010 1(12)804 258 6 16
 4.1011010101 1(3)1848 998 10 16
 5.0111010001 1(24)650 172 3 3
 6.1011000100 1(24)96 12 1 3
 7.0011001001 1(8)8 0 0 1
 total NATs = 9

L=11
 1.00000000000 1(1)2 1 1 2
 2.01010101010 1(13)254 11 2
 3.10110100101 1(13)1794 1196 5 18
 4.01101010101 1(13)1794 1196 5 18
 5.11010101010 1(26)2106 1066 7 8
 6.00110010001 1(26)2106 1066 7 8
 7.00110010011 1(26)2106 1066 7 8
 8.00110010101 1(13)13 0 0 1
 total NATs = 8

L=12
 1.000000000000 1(1)2 1 1 2
 2.0101010101010 1(14)254 1 2
 3.1010101010101 1(14)2688 16 24 9 29
 4.1010101010101 1(14)1890 16 24 9 29
 5.0110101010101 1(14)1890 16 24 9 29
 6.0110101010101 1(14)1890 16 24 9 29
 7.0110101010101 1(7)959 6 7 4 25
 8.1101101000110 1(28)420 182 6 4 25
 9.0110100110011 1(28)714 336 6 4 25
 10.1100101100010 1(14)189 9 4 4
 11.0011001100011 1(28)28 0 0 1
 total NATs = 11

L=13
 1.0000000000000 1(1)2 1 1 2
 2.010101010101010 1(15)254 1 2
 3.101010101010101 1(15)2688 16 24 9 29
 4.101010101010101 1(15)2688 16 24 9 29
 5.011010101010101 1(15)2688 16 24 9 29
 6.011010101010101 1(15)2688 16 24 9 29
 7.011010101010101 1(15)2688 16 24 9 29
 8.1101101000110 1(28)420 182 6 4 25
 9.0110100110011 1(28)714 336 6 4 25
 10.1100101100010 1(14)189 9 4 4
 11.0011001100011 1(28)28 0 0 1
 total NATs = 11

L=14
 1.00000000000000 1(1)2 1 1 2
 2.01010101010101010 1(16)254 1 2
 3.10101010101010101 1(16)2688 16 24 9 29
 4.10101010101010101 1(16)2688 16 24 9 29
 5.01101010101010101 1(16)2688 16 24 9 29
 6.01101010101010101 1(16)2688 16 24 9 29
 7.01101010101010101 1(16)2688 16 24 9 29
 8.1101101000110 1(28)420 182 6 4 25
 9.0110100110011 1(28)714 336 6 4 25
 10.1100101100010 1(14)189 9 4 4
 11.0011001100011 1(28)28 0 0 1
 total NATs = 11

L=15
 1.000000000000000 1(1)2 1 1 2
 2.0101010101010101010 1(17)254 1 2
 3.1010101010101010101 1(17)2688 16 24 9 29
 4.1010101010101010101 1(17)2688 16 24 9 29
 5.0110101010101010101 1(17)2688 16 24 9 29
 6.0110101010101010101 1(17)2688 16 24 9 29
 7.0110101010101010101 1(17)2688 16 24 9 29
 8.1101101000110 1(28)420 182 6 4 25
 9.0110100110011 1(28)714 336 6 4 25
 10.1100101100010 1(14)189 9 4 4
 11.0011001100011 1(28)28 0 0 1
 total NATs = 15

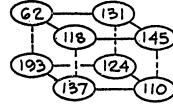
λ ratio = .75 Z = .75

1111000000000011-1111000000000011-rule
=3-rule 193 -11000001

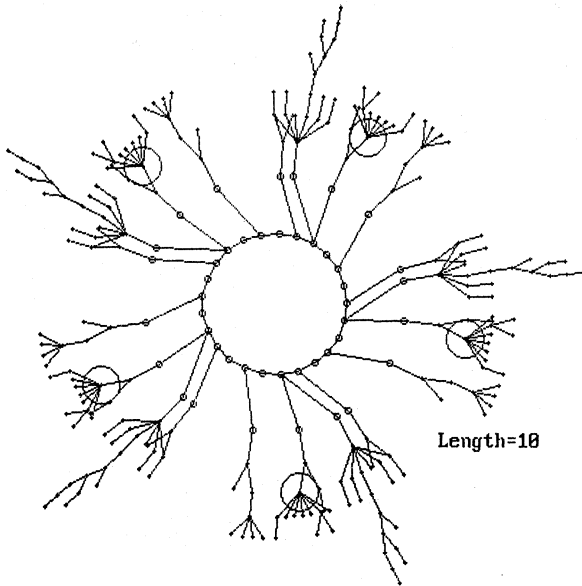

4026789891

Length=1 -15


1
2
3
4
5
6
7
8
9
10
11
12
13
14
15



11000001 193
01111100 124
01101110 110
10001001 137



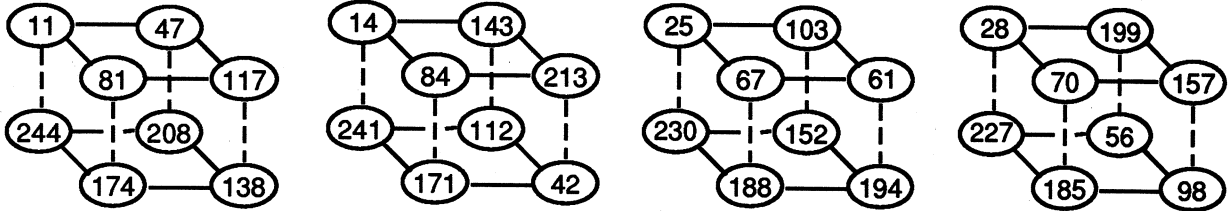
Length=18



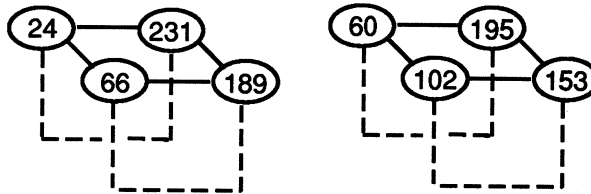
3-rule 193 =11000001
ty. at no(p)s g ml mp

L=1 1(1)2 1 1 2
total NATs = 1
L=2 1 1 1(1)4 2 2 2
total NATs = 1
L=3 1 1 1 1(1)8 3 3 3
total NATs = 1
L=4 1 1 1 1 1(1)14 2 2 2
total NATs = 3
L=5 1 1 1 1 1(1)32 10 5 5
total NATs = 1
L=6 1 1 1 1 1 1(1)10 5 5 5
total NATs = 3
L=7 1 1 1 1 1 1(1)19 7 2 7
total NATs = 2
L=8 1 1 1 1 1 1 1(1)20 10 3 10
total NATs = 4
L=9 1 1 1 1 1 1 1(1)17 12 3 12
total NATs = 6
L=10 1 1 1 1 1 1 1(1)17 12 3 12
total NATs = 13
L=11 1 1 1 1 1 1 1(1)34 29 3 29
total NATs = 15
L=12 1 1 1 1 1 1 1(1)34 29 3 29
total NATs = 13
L=13 1 1 1 1 1 1 1(1)54 39 3 39
total NATs = 2
L=14 1 1 1 1 1 1 1(1)67 51 3 51
total NATs = 15
L=15 1 1 1 1 1 1 1(1)117 88 5 88
total NATs = 4

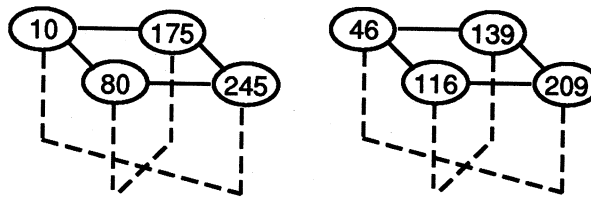
A2.3.4 Fully Asymmetric Rule Clusters (see section 3.3.8)



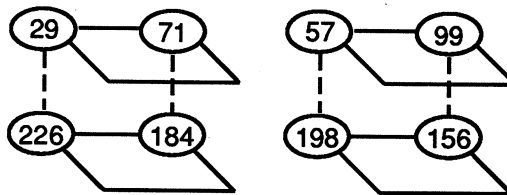
The cluster will collapse if, for a given rule R , $R_c = R_n$,



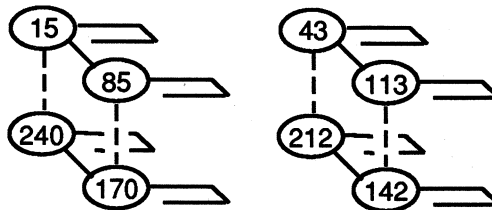
And if, for a given rule R , $R_c = R_{nr}$,

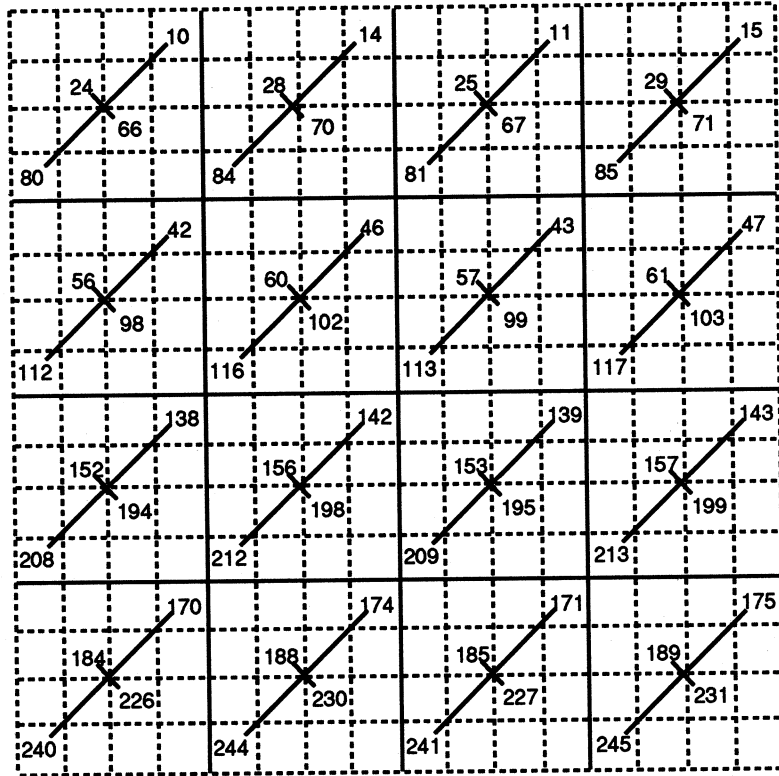


And if, for a given rule R , $R_n = R_r$,



And also if $R = R_n$, then





The rule-space matrix (see appendix 4).

160

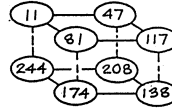
intentionally blank

λ ratio = .75 Z = .75

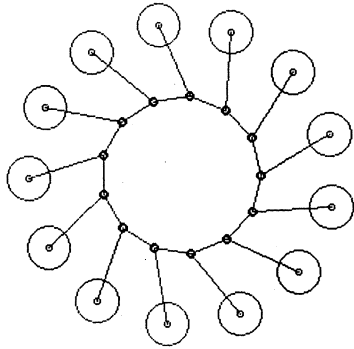


1111111100110000-111111100110000-rule
=3-rule 244 -11110100

4281401136

Length=1 -13




11110100	244
11010000	208
10001010	138
10101110	174



Length=13

1
2
3
4
5
6
7
8
9
10
11
12
13

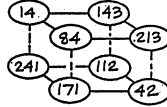


3-rule 244 =11110100
ty. at no(p)s g ml mp



L=1	1.0	1(1)1	0	0	1
L=2	2.1	1(1)1	0	0	1
total NATs =	2				
L=3	3.00	1(1)1	0	0	1
L=4	4.11	1(1)3	2	0	3
total NATs =	2				
L=5	5.1000	1(1)1	0	0	1
L=6	6.101	1(3)6	0	0	1
L=7	7.111	1(1)1	0	0	1
total NATs =	5				
L=8	8.10000	1(1)1	0	0	1
L=9	9.10001	1(4)1	0	0	1
L=10	10.00111	1(6)6	0	0	1
L=11	11.01111	1(4)4	0	0	1
L=12	12.11111	1(1)1	0	0	1
total NATs =	4				
L=13	13.1000000	1(1)1	0	0	1
L=14	14.100001	1(6)1	0	0	1
L=15	15.0001111	1(6)6	0	0	1
L=16	16.1011011	1(7)7	0	0	1
L=17	17.1011011	1(7)7	0	0	1
L=18	18.1011011	1(7)7	0	0	1
L=19	19.1011011	1(7)7	0	0	1
L=20	20.1011011	1(7)7	0	0	1
L=21	21.1011011	1(7)7	0	0	1
L=22	22.1011011	1(7)7	0	0	1
L=23	23.1011011	1(7)7	0	0	1
L=24	24.1011011	1(7)7	0	0	1
L=25	25.1011011	1(7)7	0	0	1
L=26	26.1011011	1(7)7	0	0	1
L=27	27.1011011	1(7)7	0	0	1
L=28	28.1011011	1(7)7	0	0	1
L=29	29.1011011	1(7)7	0	0	1
L=30	30.1011011	1(7)7	0	0	1
L=31	31.1101101	1(1)1	0	0	1
total NATs =	31				

λ ratio = .75 Z = .75

0000000011111100-0000000011111100-rule 16515324
 =3-rule 14 -00001110 Length=1 -14



00001110 14
 10001111 143
 11010101 213
 01010100 84

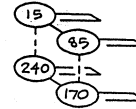


3-rule 14 =00001110
 ty. at no(p)s g ml mp
 L= 1
 1.0 1(1)2 1 1 2
 total NATs = 1
 L= 2
 1.00 1(1)2 1 1 2
 2.01 2(1)1 0 0 1
 total NATs = 3
 L= 3
 1.000 1(1)2 1 1 2
 2.001 1(6)6 0 0 1
 total NATs = 2
 L= 4
 1.0000 1(1)2 1 1 2
 2.0011 1(4)12 4 2 2
 3.0101 2(1)1 0 0 1
 total NATs = 4
 L= 5
 1.00000 1(1)2 1 1 2
 2.00101 1(5)20 1 2 3
 3.00101 1(10)10 0 0 1
 total NATs = 3
 L= 6
 1.000000 1(1)2 1 1 2
 2.000011 1(6)30 1 8 2 4
 3.001101 2(6)12 3 2 2
 4.010101 2(6)12 3 2 2
 5.010101 2(1)1 0 0 1
 total NATs = 7
 L= 7
 1.0000000 1(1)2 1 1 2
 2.0000001 1(7)42 2 8 3 5
 3.0011001 1(14)70 2 8 3 5
 4.0011001 1(14)70 2 8 3 5
 5.0101010 1(8)8 0 0 0 1
 6.0101010 1(8)8 0 0 0 1
 7.0101010 1(1)1 0 0 0 1
 total NATs = 10
 L= 8
 1.00000000 1(1)2 1 1 2
 2.00000001 1(8)56 4 0 3 6
 3.00110011 1(4)40 7 8 3 6
 4.0011001 2(8)16 4 2 2 4
 5.01010101 1(6)36 0 0 0 1
 6.01010101 1(6)36 0 0 0 1
 7.01010101 1(1)1 0 0 0 1
 total NATs = 8
 L= 9
 1.000000000 1(1)2 1 1 2
 2.000000001 1(9)72 5 4 3 7
 3.001100101 1(18)36 1 6 3 6
 4.001100101 1(18)36 1 6 3 6
 5.001100101 1(18)36 1 6 3 6
 6.001100101 1(18)36 1 6 3 6
 7.001100101 1(18)36 1 6 3 6
 8.010101010 1(10)10 0 0 0 1
 9.010101010 1(10)10 0 0 0 1
 10.010101010 1(1)1 0 0 0 1
 11.010101010 1(1)1 0 0 0 1
 12.010101010 1(1)1 0 0 0 1
 total NATs = 19
 L= 10
 1.0000000000 1(1)2 1 1 2
 2.0000000001 1(10)90 7 0 3 8
 3.001100101 2(10)30 2 3 4 8
 4.001100101 2(10)30 2 3 4 8
 5.001100101 1(5)90 7 0 3 8
 6.001100101 1(5)90 7 0 3 8
 7.001100101 1(5)90 7 0 3 8
 8.001100101 1(5)90 7 0 3 8
 9.001100101 1(5)90 7 0 3 8
 10.001100101 1(5)90 7 0 3 8
 11.001100101 1(5)90 7 0 3 8
 12.001100101 1(5)90 7 0 3 8
 13.001100101 1(5)90 7 0 3 8
 14.001100101 1(5)90 7 0 3 8
 15.001100101 1(5)90 7 0 3 8
 16.001100101 1(5)90 7 0 3 8
 17.001100101 1(5)90 7 0 3 8
 18.001100101 1(5)90 7 0 3 8
 19.001100101 1(5)90 7 0 3 8
 20.001100101 1(5)90 7 0 3 8
 21.001100101 1(5)90 7 0 3 8
 22.001100101 1(5)90 7 0 3 8
 23.001100101 1(5)90 7 0 3 8
 24.001100101 1(5)90 7 0 3 8
 25.001100101 1(5)90 7 0 3 8
 26.001100101 1(5)90 7 0 3 8
 total NATs = 36
 L= 11
 1.00000000000 1(1)2 1 1 2
 2.00000000001 1(11)110 1 8 3 9
 3.00000000001 1(11)110 1 8 3 9
 4.00110010101 1(22)55 4 1 3 9
 5.00000000001 1(11)242 1 8 3 9
 6.00110010101 1(22)55 4 1 3 9
 7.00110010101 1(22)55 4 1 3 9
 8.00110010101 1(22)55 4 1 3 9
 9.00110010101 1(22)55 4 1 3 9
 10.00110010101 1(22)55 4 1 3 9
 11.00110010101 1(22)55 4 1 3 9
 12.00110010101 1(22)55 4 1 3 9
 13.00110010101 1(22)55 4 1 3 9
 14.00110010101 1(22)55 4 1 3 9
 15.00110010101 1(22)55 4 1 3 9
 16.00110010101 1(22)55 4 1 3 9
 17.00110010101 1(22)55 4 1 3 9
 18.00110010101 1(22)55 4 1 3 9
 19.00110010101 1(22)55 4 1 3 9
 20.00110010101 1(22)55 4 1 3 9
 21.00110010101 1(22)55 4 1 3 9
 22.00110010101 1(22)55 4 1 3 9
 23.00110010101 1(22)55 4 1 3 9
 24.00110010101 1(22)55 4 1 3 9
 25.00110010101 1(22)55 4 1 3 9
 26.00110010101 1(22)55 4 1 3 9
 27.00110010101 1(22)55 4 1 3 9
 28.00110010101 1(22)55 4 1 3 9
 29.00110010101 1(22)55 4 1 3 9
 30.00110010101 1(22)55 4 1 3 9
 31.00110010101 1(22)55 4 1 3 9
 32.00110010101 1(22)55 4 1 3 9
 33.00110010101 1(22)55 4 1 3 9
 34.00110010101 1(22)55 4 1 3 9
 35.00110010101 1(22)55 4 1 3 9
 36.00110010101 1(22)55 4 1 3 9
 37.00110010101 1(22)55 4 1 3 9
 38.00110010101 1(22)55 4 1 3 9
 39.00110010101 1(22)55 4 1 3 9
 40.00110010101 1(22)55 4 1 3 9
 41.00110010101 1(22)55 4 1 3 9
 42.00110010101 1(22)55 4 1 3 9
 43.00110010101 1(22)55 4 1 3 9
 44.00110010101 1(22)55 4 1 3 9
 45.00110010101 1(22)55 4 1 3 9
 46.00110010101 1(22)55 4 1 3 9
 47.00110010101 1(22)55 4 1 3 9
 48.00110010101 1(22)55 4 1 3 9
 49.00110010101 1(22)55 4 1 3 9
 50.00110010101 1(22)55 4 1 3 9
 total NATs = 112

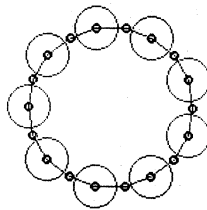

λ ratio = 1 $Z = 1$

0000000011111111-0000000011111111-rule
=3-rule 15 -00001111


16711935
Length=1 -13



00001111 15
01010101 85



Length=9



3-rule 15 =00001111
ty. at no(p)s g ml mp

```

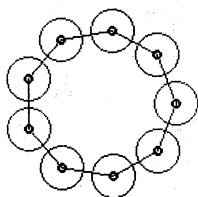

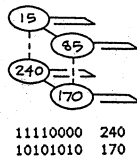
L=1
1.0 1(2)2 0 0 1
total NATs = 1
L=2
2.00 1(2)2 0 0 1
2.01 2(1)1 0 0 1
total NATs = 3
L=3
1.000 1(2)2 0 0 1
2.001 1(6)6 0 0 1
total NATs = 2
L=4
1.0000 1(2)2 0 0 1
2.0001 2(4)4 0 0 1
3.0011 1(4)4 0 0 1
4.0101 2(1)1 0 0 1
total NATs = 6
L=5
1.00000 1(2)2 0 0 1
2.00001 1(10)10 0 0 1
3.00011 1(10)10 0 0 1
4.00101 1(10)10 0 0 1
total NATs = 4
L=6
1.000000 1(2)2 0 0 1
2.000001 2(6)6 0 0 1
3.000011 2(6)6 0 0 1
4.000101 2(6)6 0 0 1
5.000111 2(6)6 0 0 1
6.001001 2(6)6 0 0 1
7.001011 2(6)6 0 0 1
8.010101 2(1)1 0 0 1
total NATs = 14
L=7
1.0000000 1(2)2 0 0 1
2.0000001 1(14)14 0 0 1
3.0000011 1(14)14 0 0 1
4.0000101 1(14)14 0 0 1
5.0000111 1(14)14 0 0 1
6.0001001 1(14)14 0 0 1
7.0001011 1(14)14 0 0 1
8.0010011 1(14)14 0 0 1
9.0010101 1(14)14 0 0 1
10.0010101 1(14)14 0 0 1
total NATs = 10
L=8
1.00000000 1(2)2 0 0 1
2.00000001 2(8)8 0 0 1
3.00000011 2(8)8 0 0 1
4.00000101 2(8)8 0 0 1
5.00000111 2(8)8 0 0 1
6.00001001 2(8)8 0 0 1
7.00001011 2(8)8 0 0 1
8.00010011 2(8)8 0 0 1
9.00010101 2(8)8 0 0 1
10.00010101 2(8)8 0 0 1
11.00010101 2(8)8 0 0 1
12.00010101 2(8)8 0 0 1
13.00010101 2(8)8 0 0 1
14.00010101 2(8)8 0 0 1
15.00010101 2(8)8 0 0 1
16.00010101 2(8)8 0 0 1
17.00010101 2(8)8 0 0 1
18.00010101 2(8)8 0 0 1
19.00010101 2(8)8 0 0 1
20.01010101 2(1)1 0 0 1
total NATs = 36
L=9
1.000000000 1(2)2 0 0 1
2.000000001 2(16)16 0 0 1
3.000000011 2(16)16 0 0 1
4.000000101 2(16)16 0 0 1
5.000000111 2(16)16 0 0 1
6.000001001 2(16)16 0 0 1
7.000001011 2(16)16 0 0 1
8.000010011 2(16)16 0 0 1
9.000010101 2(16)16 0 0 1
10.000010101 2(16)16 0 0 1
11.000010101 2(16)16 0 0 1
12.000010101 2(16)16 0 0 1
13.000010101 2(16)16 0 0 1
14.000010101 2(16)16 0 0 1
15.000010101 2(16)16 0 0 1
16.000010101 2(16)16 0 0 1
17.000010101 2(16)16 0 0 1
18.000010101 2(16)16 0 0 1
19.000010101 2(16)16 0 0 1
20.000010101 2(16)16 0 0 1
21.000010101 2(16)16 0 0 1
22.000010101 2(16)16 0 0 1
23.000010101 2(16)16 0 0 1
24.000010101 2(16)16 0 0 1
25.000010101 2(16)16 0 0 1
26.000010101 2(16)16 0 0 1
27.000010101 2(16)16 0 0 1
28.000010101 2(16)16 0 0 1
29.000010101 2(16)16 0 0 1
30.0101010101 2(1)1 0 0 1
total NATs = 50

```

λ ratio = 1 $Z = 1$

1111111100000000-1111111100000000-rule
=3-rule 240 -11110000

4278255360
Length=1 -12




3-rule 240 =11110000
ty. at no(p)s g ml mp

```

L= 1
1.0 1(1)1 0 0 1
2.1 1(1)1 0 0 1
total NATs = 2
L= 2
1.00 1(1)1 0 0 0
2.01 1(2)1 0 0 0
total NATs = 4
L= 3
1.000 1(1)1 0 0 0
2.011 1(3)1 0 0 0
3.011 1(3)1 0 0 0
total NATs = 4
L= 4
1.0000 1(1)1 0 0 0
2.0011 1(4)1 0 0 0
3.0101 1(4)1 0 0 0
4.0111 1(4)1 0 0 0
total NATs = 6
L= 5
1.00000 1(1)1 0 0 0
2.00001 1(5)1 0 0 0
3.00101 1(5)1 0 0 0
4.01011 1(5)1 0 0 0
5.01101 1(5)1 0 0 0
total NATs = 8
L= 6
1.000000 1(1)1 0 0 0
2.000001 1(6)1 0 0 0
3.000101 1(6)1 0 0 0
4.001011 1(6)1 0 0 0
5.010111 1(6)1 0 0 0
6.011011 1(6)1 0 0 0
total NATs = 14
L= 7
1.0000000 1(1)1 0 0 0
2.0000001 1(7)1 0 0 0
3.0000011 1(7)1 0 0 0
4.0000101 1(7)1 0 0 0
5.0001011 1(7)1 0 0 0
6.0010111 1(7)1 0 0 0
7.0101111 1(7)1 0 0 0
8.0110111 1(7)1 0 0 0
total NATs = 20
L= 8
1.00000000 1(1)1 0 0 0
2.00000001 1(8)1 0 0 0
3.00000011 1(8)1 0 0 0
4.00000101 1(8)1 0 0 0
5.00001011 1(8)1 0 0 0
6.00010111 1(8)1 0 0 0
7.00101111 1(8)1 0 0 0
8.01011111 1(8)1 0 0 0
9.01101111 1(8)1 0 0 0
total NATs = 28
L= 9
1.000000000 1(1)1 0 0 0
2.000000001 1(9)1 0 0 0
3.000000011 1(9)1 0 0 0
4.000000101 1(9)1 0 0 0
5.000001011 1(9)1 0 0 0
6.000010111 1(9)1 0 0 0
7.000101111 1(9)1 0 0 0
8.001011111 1(9)1 0 0 0
9.010111111 1(9)1 0 0 0
10.011011111 1(9)1 0 0 0
total NATs = 36
L= 10
1.0000000000 1(1)1 0 0 0
2.0000000001 1(10)1 0 0 0
3.0000000011 1(10)1 0 0 0
4.0000000101 1(10)1 0 0 0
5.0000001011 1(10)1 0 0 0
6.0000010111 1(10)1 0 0 0
7.0000101111 1(10)1 0 0 0
8.0001011111 1(10)1 0 0 0
9.0010111111 1(10)1 0 0 0
10.0101111111 1(10)1 0 0 0
11.0110111111 1(10)1 0 0 0
total NATs = 46
L= 11
1.00000000000 1(1)1 0 0 0
2.00000000001 1(11)1 0 0 0
3.00000000011 1(11)1 0 0 0
4.00000000101 1(11)1 0 0 0
5.00000001011 1(11)1 0 0 0
6.00000010111 1(11)1 0 0 0
7.00000101111 1(11)1 0 0 0
8.00001011111 1(11)1 0 0 0
9.00010111111 1(11)1 0 0 0
10.00101111111 1(11)1 0 0 0
11.01011111111 1(11)1 0 0 0
12.01101111111 1(11)1 0 0 0
total NATs = 58
L= 12
1.000000000000 1(1)1 0 0 0
2.000000000001 1(12)1 0 0 0
3.000000000011 1(12)1 0 0 0
4.000000000101 1(12)1 0 0 0
5.000000001011 1(12)1 0 0 0
6.000000010111 1(12)1 0 0 0
7.000000101111 1(12)1 0 0 0
8.000001011111 1(12)1 0 0 0
9.000010111111 1(12)1 0 0 0
10.000101111111 1(12)1 0 0 0
11.001011111111 1(12)1 0 0 0
12.010111111111 1(12)1 0 0 0
13.011011111111 1(12)1 0 0 0
total NATs = 72

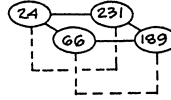
```




λ ratio = .5 Z = 5

0000001111000000-0000001111000000-rule
=3-rule 24 -00011000

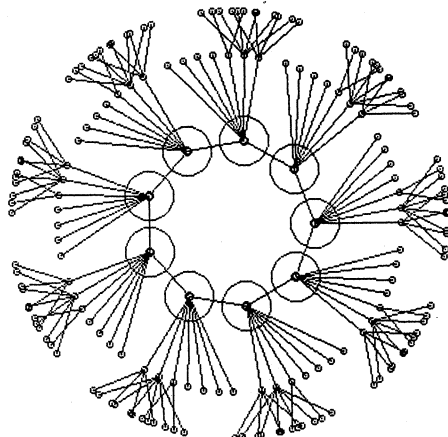
62915520
Length=1 -15



00011000 24
11100111 231
10111101 189
01000010 66



- 1
- 2
- 3
- 4
- 5
- 6
- 7
- 8
- 9
- 10
- 11
- 12
- 13
- 14
- 15



Length=9

3-rule 24 =00011000
ty. at no(p)s g ml mp

```

L= 1
1.0 1(1)2 1 1 2
total NATs = 1
L= 2
1.00 1(1)4 3 1 4
total NATs = 1
L= 3
1.000 1(1)2 1 1 2
2.001 1(3)6 3 1 2
total NATs = 2
L= 4
1.0000 1(1)8 5 2 4
2.0001 1(4)8 4 1 2
total NATs = 2
L= 5
1.00000 1(1)30 1 20 2 4
total NATs = 2
L= 6
1.000000 1(1)4 3 1 4
3.000001 1(2)48 3 6 2 4
5.100100 1(3)12 9 1 4
total NATs = 3
L= 7
1.0000000 1(1)2 1 1 2
2.0000001 1(7)84 6 2 6
3.1000100 1(7)42 5 1 6
total NATs = 3
L= 8
1.00000000 1(1)8 5 2 4
4.0000100 1(8)96 8 2 8
4.10001000 1(4)40 3 6 1 10
total NATs = 4
L= 9
1.000000000 1(1)2 1 1 2
4.000000001 1(9)180 144 3 8
1.00000100 1(9)144 3 3 8
4.100001000 1(9)144 3 3 8
5.100100100 1(3)24 2 1 8
total NATs = 5
L= 10
1.0000000000 1(1)4 3 1 4
2.0000000001 1(10)240 200 2 8
3.1000000100 1(10)240 210 3 12
4.1000001000 1(10)240 220 3 12
5.0100001000 1(5)180 160 2 16
6.1000100100 1(10)120 110 1 12
total NATs = 6
L= 11
1.00000000000 1(1)2 1 1 2
4.00000000001 1(11)330 270 3 10
1.000000100 1(11)330 270 3 10
4.1000001000 1(11)330 270 3 10
5.0100001000 1(5)225 210 2 20
6.10000100100 1(11)198 187 1 18
total NATs = 7
L= 12
1.000000000000 1(1)8 5 2 4
2.000000000001 1(12)408 348 2 10
4.10000000100 1(12)408 352 2 10
5.01000000100 1(12)408 352 2 10
6.1000001000 1(12)408 352 2 10
7.10000010000 1(6)384 360 2 24
8.10000100100 1(12)408 352 2 10
9.10000100100 1(12)408 352 2 10
10.1000100100 1(12)408 352 2 10
11.100100100100 1(4)104 100 1 16
total NATs = 11
L= 13
1.0000000000000 1(1)2 1 1 2
4.0000000000001 1(13)516 456 3 12
1.00000000100 1(13)516 456 3 12
4.10000000100 1(13)516 456 3 12
5.01000000100 1(5)378 360 2 24
6.1000001000 1(13)516 456 3 12
7.10000010000 1(13)516 456 3 12
8.10000100100 1(13)516 456 3 12
9.10000100100 1(13)516 456 3 12
10.1000100100 1(13)516 456 3 12
11.100100100100 1(13)516 456 3 12
12.100100100100 1(13)516 456 3 12
total NATs = 12
L= 14
1.00000000000000 1(1)4 3 1 4
2.00000000000001 1(14)672 588 2 12
3.10000000000010 1(14)672 588 2 12
4.10000000000100 1(14)672 588 2 12
5.01000000000100 1(14)672 588 2 12
6.100000001000 1(14)672 588 2 12
7.1000000010000 1(14)672 588 2 12
8.10000000100000 1(7)1008 945 2 36
9.01000000100000 1(14)1008 945 2 36
10.1000000100100 1(14)1008 945 2 36
11.1000000100100 1(14)1008 945 2 36
12.1000000100100 1(14)1008 945 2 36
13.0100000100100 1(14)1008 945 2 36
14.1000001000100 1(14)1008 945 2 36
15.1000001000100 1(14)1008 945 2 36
16.100001000100 1(14)1008 945 2 36
17.10001000100 1(7)252 245 1 36
total NATs = 17
L= 15
1.000000000000000 1(1)2 1 1 2
2.000000000000001 1(15)840 735 3 14
3.100000000000010 1(15)840 735 3 14
4.100000000000100 1(15)840 735 3 14
5.010000000000100 1(15)840 735 3 14
6.100000001000 1(15)840 735 3 14
7.100000001000 1(15)840 735 3 14
8.100000001000 1(15)840 735 3 14
9.010000001000 1(15)840 735 3 14
10.1000000100100 1(15)840 735 3 14
11.1000000100100 1(15)840 735 3 14
12.1000000100100 1(15)840 735 3 14
13.0100000100100 1(15)840 735 3 14
14.1000001000100 1(15)840 735 3 14
15.1000001000100 1(15)840 735 3 14
16.100001000100 1(15)840 735 3 14
17.10001000100 1(15)840 735 3 14
18.10001000100 1(15)840 735 3 14
19.010001000100 1(5)1080 1040 2 64
20.100001000100 1(15)840 735 3 14
21.100001000100 1(15)840 735 3 14
22.10001000100 1(15)840 735 3 14
23.1001000100 1(3)96 93 1 32
total NATs = 23

```


λ ratio = .75 Z = .75 0000001111000011-0000001111000011-rule 63112131
 =3-rule 25 -00011001 Length=1 -15

00011001	25
01100111	103
00111101	61
01000011	67

Length=9

3-rule 25 =00011001
 ty. at no(p)s g ml mp

```

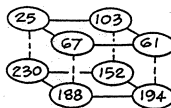
L= 1
1.0 1(2)2 0 0 1
total NATs = 1
L= 2
1.00 1(2)4 2 1 3
total NATs = 1
L= 3
1.000 1(2)2 0 0 1
2.000 1(3)6 3 1 2
total NATs = 2
L= 4
1.0000 1(2)16 4 4 3
total NATs = 1
L= 5
1.00000 1(2)2 0 0 1
2.00001 1(15)30 10 2 3
total NATs = 2
L= 6
1.000000 1(2)4 2 1 3
2.000001 2(15)27 9 3 3
3.000100 1(3)6 3 1 2
total NATs = 4
L= 7
1.0000000 1(2)2 0 0 1
2.000010 1(7)105 4 6 4
3.000101 1(7)14 7 1 2
4.000110 1(7)14 7 1 2
total NATs = 4
L= 8
1.00000000 1(2)40 20 5 5
2.0100011 1(16)168 56 8 4
3.00001001 1(24)48 24 1 3
total NATs = 3
L= 9
1.000000000 1(2)2 0 0 1
2.01000011 1(6)45 18 1 5
3.00000110 1(18)45 27 1 3
4.00010010 1(3)6 3 1 2
total NATs = 4
L= 10
1.0000000000 1(2)4 2 1 3
2.01000010 1(30)90 180 12 7
3.1000010010 1(30)90 180 12 7
4.10100011 1(20)130 56 6 3 4
5.0000100001 1(15)50 30 2 1 5
6.000010011 1(30)50 20 1 5
total NATs = 6
L= 11
1.00000000000 1(2)2 0 0 1
2.0100000011 1(22)187 99 5 4 6
3.0000001101 1(22)187 99 5 4 6
4.11110100000 1(11)33 22 1 3
5.00001001001 1(33)77 44 1 3
total NATs = 5
L= 12
1.000000000000 1(2)40 20 5 5
2.0100000011 1(24)120 60 4 7 10 6
3.01000010011 1(24)120 60 4 7 10 6
4.1010000011 1(24)120 60 4 7 10 6
5.0000000010 1(24)120 60 4 7 10 6
6.100000100000 2(15)129 51 5 10
7.100001010010 1(12)112 54 7 10
8.100001010000 1(12)112 54 7 10
9.00000100001 1(30)78 36 6 6
10.00001010011 1(3)4 0 0 1 1
11.001001001001 1(3)6 3 1 2
total NATs = 21
L= 13
1.0000000000000 1(2)2 0 0 1
2.010000000011 1(26)446 232 7 11
3.1010000100001 1(42)528 519 4 17 13
4.101000000011 1(28)86 392 10 5
5.000000000010 1(28)86 392 10 5
6.0100001111 1(28)86 392 10 5
7.010000101001 1(42)1078 504 11 9
8.10000101000010 1(21)637 378 8 10
9.00001001001001 1(42)1078 504 11 9
10.000101000101 1(7)7 0 0 1 4
11.000101000110 1(7)28 21 1 4
total NATs = 9
L= 14
1.00000000000000 1(2)2 0 0 1
2.01000000000011 1(30)562 330 14 14
3.10100001000011 1(42)528 519 4 17 13
4.10100000000011 1(30)315 195 16 15
5.00000000000010 1(30)315 195 16 15
6.010000111110 1(30)315 195 16 15
7.010000101001 1(42)528 519 4 17 13
8.10000101000011 1(15)528 342 5 6 7 9
9.01000010100010 1(30)528 342 5 6 7 9
10.10000101000010 1(30)528 342 5 6 7 9
11.100001001010010 1(15)528 342 5 6 7 9
12.10000100100000 1(15)528 342 5 6 7 9
13.00001001000010 1(15)528 342 5 6 7 9
14.100001001010010 1(15)528 342 5 6 7 9
15.000010000100001 1(15)528 342 5 6 7 9
16.00001000010011 1(15)528 342 5 6 7 9
17.00001000010100 1(15)528 342 5 6 7 9
18.00001001010010 1(15)528 342 5 6 7 9
19.00100100100100 1(36)4 1 2
total NATs = 37

```


λ ratio = .75 Z = .75

111110000111100-111110000111100-rule
=3-rule 230 -11100110


4231855164
Length=1 -14



11100110 230
10011000 152
11000010 194
10111100 188



- 1 ○ ○
- 2 ○ ○
- 3 ○ ○
- 4 ○ ○
- 5 ○ ○
- 6 ○ ○
- 7 ○ ○
- 8 ○ ○
- 9 ○ ○
- 10 ○ ○
- 11 ○ ○
- 12 ○ ○
- 13 ○ ○
- 14 ○ ○



3-rule 230 =11100110
ty. at no(p)s g ml mp

```

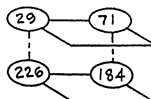
L=1
1.0 1(1)1 0 0 1
total NATs = 2
L=2
1.00 1(1)1 0 0 1
total NATs = 2 3
L=3
1.000 1(1)1 0 0 1
total NATs = 3
L=4
1.0000 1(1)1 0 0 1
total NATs = 3
L=5
1.00000 1(1)1 0 0 1
total NATs = 3
L=6
1.000000 1(1)1 0 0 1
total NATs = 3
L=7
1.0000000 1(1)1 0 0 1
total NATs = 3
L=8
1.00000000 1(1)1 0 0 1
total NATs = 3
L=9
1.000000000 1(1)1 0 0 1
total NATs = 3
L=10
1.0000000000 1(1)1 0 0 1
total NATs = 3
L=11
1.00000000000 1(1)1 0 0 1
total NATs = 3
L=12
1.000000000000 1(1)1 0 0 1
total NATs = 3
L=13
1.0000000000000 1(1)1 0 0 1
total NATs = 3
L=14
1.00000000000000 1(1)1 0 0 1
total NATs = 3

```

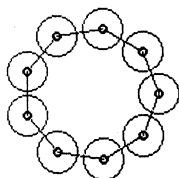


λ ratio = 1 $Z = .5$

1111110000001100-1111110000001100-rule
=3-rule 226 -11100010

4228709388
Length=1 -12



11100010 226
10111000 184



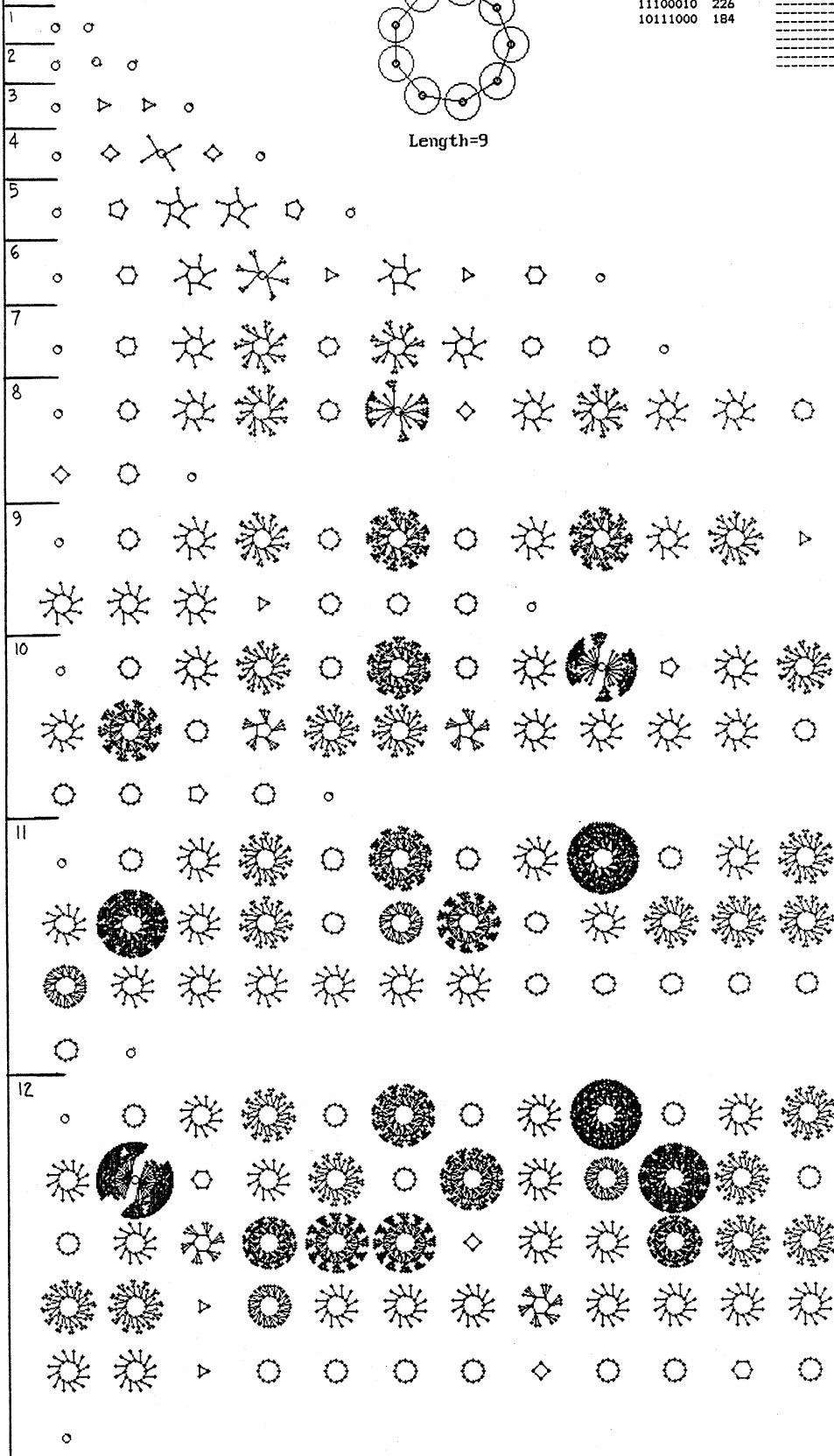
Length=9

3-rule 226 =11100010
ty. at no(p)s g ml mp

```

L= 1
1.0 1(1) 0 0 0 1
total NATs = 2
L= 2
1.00 1(1) 1(1) 0 0 0 1
1.01 1(2) 0 0 0 0 1
total NATs = 3
L= 3
1.000 1(1) 1(1) 1(1) 0 0 0 1
1.001 1(3) 0 0 0 0 1
1.010 1(2) 1(1) 0 0 0 1
1.011 1(4) 0 0 0 0 1
total NATs = 4
L= 4
1.0000 1(1) 1(1) 1(1) 1(1) 0 0 0 1
1.0001 1(4) 0 0 0 0 1
1.0010 1(3) 1(1) 0 0 0 1
1.0011 1(2) 1(2) 0 0 0 1
1.0100 1(1) 1(3) 0 0 0 1
1.0101 1(5) 0 0 0 0 1
1.0110 1(2) 1(2) 1(1) 0 0 1
1.0111 1(4) 0 0 0 0 1
total NATs = 9
L= 5
1.000000 1(1) 1(1) 1(1) 1(1) 1(1) 0 0 0 1
1.000001 1(6) 0 0 0 0 1
1.000010 1(5) 0 0 0 0 1
1.000011 1(4) 1(1) 0 0 0 1
1.000100 1(3) 1(2) 0 0 0 1
1.000101 1(7) 0 0 0 0 1
1.000110 1(2) 1(4) 0 0 0 1
1.000111 1(6) 0 0 0 0 1
1.001000 1(1) 1(5) 0 0 0 1
1.001001 1(7) 1(1) 0 0 0 1
1.001010 1(4) 1(3) 0 0 0 1
1.001011 1(8) 0 0 0 0 1
1.001100 1(2) 1(4) 1(1) 0 0 1
1.001101 1(7) 0 0 0 0 1
1.001110 1(6) 0 0 0 0 1
1.001111 1(5) 1(2) 0 0 0 1
1.010000 1(1) 1(6) 0 0 0 1
1.010001 1(8) 0 0 0 0 1
1.010010 1(3) 1(4) 0 0 0 1
1.010011 1(7) 1(1) 0 0 0 1
1.010100 1(2) 1(5) 0 0 0 1
1.010101 1(9) 0 0 0 0 1
1.010110 1(4) 1(4) 0 0 0 1
1.010111 1(8) 1(1) 0 0 0 1
1.011000 1(1) 1(7) 0 0 0 1
1.011001 1(9) 0 0 0 0 1
1.011010 1(3) 1(5) 0 0 0 1
1.011011 1(6) 1(2) 0 0 0 1
1.011100 1(2) 1(6) 0 0 0 1
1.011101 1(8) 0 0 0 0 1
1.011110 1(4) 1(4) 0 0 0 1
1.011111 1(7) 1(1) 0 0 0 1
total NATs = 15
L= 6
1.00000000 1(1) 1(1) 1(1) 1(1) 1(1) 1(1) 0 0 0 1
1.00000001 1(7) 0 0 0 0 1
1.00000010 1(6) 0 0 0 0 1
1.00000011 1(5) 1(2) 0 0 0 1
1.00000100 1(4) 1(3) 0 0 0 1
1.00000101 1(8) 0 0 0 0 1
1.00000110 1(7) 1(1) 0 0 0 1
1.00000111 1(6) 1(2) 0 0 0 1
1.00001000 1(1) 1(6) 0 0 0 1
1.00001001 1(8) 0 0 0 0 1
1.00001010 1(5) 1(4) 0 0 0 1
1.00001011 1(9) 0 0 0 0 1
1.00001100 1(2) 1(5) 0 0 0 1
1.00001101 1(7) 1(1) 0 0 0 1
1.00001110 1(6) 1(2) 0 0 0 1
1.00001111 1(5) 1(3) 0 0 0 1
1.00010000 1(1) 1(7) 0 0 0 1
1.00010001 1(9) 0 0 0 0 1
1.00010010 1(3) 1(5) 0 0 0 1
1.00010011 1(8) 0 0 0 0 1
1.00010100 1(2) 1(6) 0 0 0 1
1.00010101 1(9) 1(1) 0 0 0 1
1.00010110 1(4) 1(4) 0 0 0 1
1.00010111 1(7) 1(1) 0 0 0 1
1.00011000 1(1) 1(8) 0 0 0 1
1.00011001 1(10) 0 0 0 0 1
1.00011010 1(3) 1(6) 0 0 0 1
1.00011011 1(9) 0 0 0 0 1
1.00011100 1(2) 1(7) 0 0 0 1
1.00011101 1(10) 0 0 0 0 1
1.00011110 1(4) 1(6) 0 0 0 1
1.00011111 1(8) 1(1) 0 0 0 1
total NATs = 20
L= 7
1.000000000 1(1) 1(1) 1(1) 1(1) 1(1) 1(1) 1(1) 0 0 0 1
1.000000001 1(8) 0 0 0 0 1
1.000000010 1(7) 0 0 0 0 1
1.000000011 1(6) 1(2) 0 0 0 1
1.000000100 1(5) 1(3) 0 0 0 1
1.000000101 1(9) 0 0 0 0 1
1.000000110 1(8) 1(1) 0 0 0 1
1.000000111 1(7) 1(2) 0 0 0 1
1.000001000 1(1) 1(7) 0 0 0 1
1.000001001 1(9) 0 0 0 0 1
1.000001010 1(6) 1(4) 0 0 0 1
1.000001011 1(10) 0 0 0 0 1
1.000001100 1(2) 1(6) 0 0 0 1
1.000001101 1(10) 1(1) 0 0 0 1
1.000001110 1(5) 1(5) 0 0 0 1
1.000001111 1(9) 1(2) 0 0 0 1
1.000010000 1(1) 1(8) 0 0 0 1
1.000010001 1(11) 0 0 0 0 1
1.000010010 1(3) 1(7) 0 0 0 1
1.000010011 1(10) 0 0 0 0 1
1.000010100 1(2) 1(8) 0 0 0 1
1.000010101 1(11) 1(1) 0 0 0 1
1.000010110 1(4) 1(7) 0 0 0 1
1.000010111 1(10) 1(2) 0 0 0 1
1.000011000 1(1) 1(9) 0 0 0 1
1.000011001 1(12) 0 0 0 0 1
1.000011010 1(3) 1(8) 0 0 0 1
1.000011011 1(11) 0 0 0 0 1
1.000011100 1(2) 1(9) 0 0 0 1
1.000011101 1(12) 1(1) 0 0 0 1
1.000011110 1(4) 1(8) 0 0 0 1
1.000011111 1(11) 1(2) 0 0 0 1
total NATs = 29

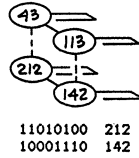
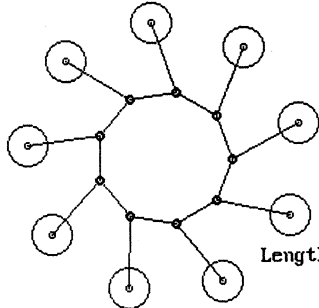
```





λ ratio = 1 Z = .5

1111001100110000-1111001100110000-rule
=3-rule 212 -11010100

4080071472
Length=1 -13



11010100 212
10001110 142



3-rule 212 = 11010100
ty. at no(p)s g ml mp

```

L=1
1.0 1(1)1 0 0 1
total NATs = 2
L=2
1.00 1(1)1 0 0 1
2.01 1(1)1 0 0 1
total NATs = 4
L=3
1.000 1(1)1 0 0 1
2.001 1(6)6 0 0 1
3.111 1(1)1 0 0 1
total NATs = 5
L=4
1.0000 1(1)1 0 0 1
2.1001 1(4)12 5 0 1
3.1111 1(1)1 0 0 1
4.0111 1(1)1 0 0 1
total NATs = 5
L=5
1.00000 1(1)1 0 0 1
2.10001 1(6)12 6 1 2
3.00101 1(5)10 5 1 2
4.01111 1(1)1 0 0 1
5.11111 1(1)1 0 0 1
total NATs = 5
L=6
1.000000 1(1)1 0 0 1
2.100001 1(6)12 6 1 2
3.001010 1(6)6 0 0 1
4.001100 1(6)6 0 0 1
5.001111 1(6)12 6 1 2
6.011110 1(1)1 0 0 1
7.111111 1(1)1 0 0 1
total NATs = 10
L=7
1.0000000 1(1)1 0 0 1
2.1000001 1(7)14 7 1 2 3
3.1100100 1(14)7 0 4 2 2 3
4.0000111 1(7)7 0 0 0 1 1
5.0001111 1(7)7 0 0 0 1 1
6.0010101 1(14)14 0 0 1
7.0011111 1(7)7 0 0 1
8.1111111 1(7)7 0 0 1
total NATs = 8
L=8
1.00000000 1(1)1 0 0 1
2.10000001 1(8)16 8 0 1 2 7
3.11000010 1(16)16 0 0 0 1 1
4.00000110 1(8)8 0 0 0 1 1
5.00001110 1(8)8 0 0 0 1 1
6.00101010 1(16)16 8 1 2
7.00111110 1(8)8 0 0 0 1 1
8.00101101 1(8)8 0 0 0 1 1
9.00101111 1(8)8 0 0 0 1 1
10.01010111 1(16)16 0 0 1 1 2
11.01011111 1(8)8 0 0 1 1
12.11111111 1(8)8 0 0 1 1
total NATs = 15
L=9
1.000000000 1(1)1 0 0 1
2.100000001 1(9)18 9 0 0 1
3.110000110 1(9)9 0 0 0 1 1
4.000001110 1(9)9 0 0 0 1 1
5.000011110 1(9)9 0 0 0 1 1
6.001010110 1(18)18 0 0 1 1 2
7.001111101 1(9)9 0 0 0 1 1
8.001011011 1(18)18 1 1 2
9.001011101 1(9)9 0 0 0 1 1
10.001011111 1(18)18 1 1 2
11.001101011 1(18)18 0 0 1 1 2
12.001101101 1(18)18 0 0 1 1 2
13.001101111 1(18)18 0 0 1 1 2
14.001111111 1(18)18 0 0 1 1 2
15.010101111 1(18)18 0 0 1 1 2
total NATs = 15
L=10
1.0000000000 1(1)1 0 0 1
2.1000000001 1(10)20 0 0 1
3.1100000110 1(10)10 0 0 1
4.0000011110 1(10)10 0 0 1
5.0000111110 2(10)10 0 0 1
6.0010101110 2(10)10 0 0 1
7.0011111101 1(10)10 0 0 1
8.0010110111 1(20)20 0 0 1
9.0010111011 1(10)10 0 0 1
10.0010111111 2(10)10 0 0 1
11.0011010111 1(10)10 0 0 1
12.0011011011 2(10)10 0 0 1
13.0011011111 2(10)10 0 0 1
14.0011111111 2(10)10 0 0 1
15.0101011111 2(10)10 0 0 1
16.00110101111 2(10)10 0 0 1
17.00110110111 2(10)10 0 0 1
18.00110111111 2(10)10 0 0 1
19.00111111111 2(10)10 0 0 1
20.00111101111 1(15)15 0 0 1
21.00111110111 1(15)15 0 0 1
22.00111111111 1(15)15 0 0 1
23.01010111111 2(10)10 0 0 1
24.11111111111 2(10)10 0 0 1
total NATs = 30
L=11
1.00000000000 1(1)1 0 0 1
2.10000000001 1(11)22 0 0 1
3.11000001110 1(11)11 0 0 1
4.00000111110 1(11)11 0 0 1
5.00001111110 2(11)11 0 0 1
6.00101011110 2(11)11 0 0 1
7.00111111110 2(11)11 0 0 1
8.00101101111 2(11)11 0 0 1
9.00101110111 2(11)11 0 0 1
10.00101111111 2(11)11 0 0 1
11.00110101111 2(11)11 0 0 1
12.00110110111 2(11)11 0 0 1
13.00110111111 2(11)11 0 0 1
14.00111111111 2(11)11 0 0 1
15.01010111111 2(11)11 0 0 1
16.001101011111 2(11)11 0 0 1
17.001101101111 2(11)11 0 0 1
18.001101111111 2(11)11 0 0 1
19.001111111111 2(11)11 0 0 1
20.001111011111 2(11)11 0 0 1
21.001111101111 2(11)11 0 0 1
22.001111111111 2(11)11 0 0 1
23.010101111111 2(11)11 0 0 1
24.111111111111 2(11)11 0 0 1
total NATs = 29

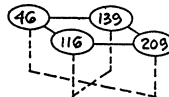
```


178



intentionally blank

λ ratio = 1 $Z = .5$

0000110011111100-0000110011111100-rule 217844988
 =3-rule 46 -00101110 Length=1 -15



00101110 46
 10001011 139
 11010001 209
 01110100 116



Length=8

- 1
- 2
- 3
- 4
- 5
- 6
- 7
- 8
- 9
- 10
- 11
- 12
- 13
- 14
- 15

3-rule 46 = 00101110


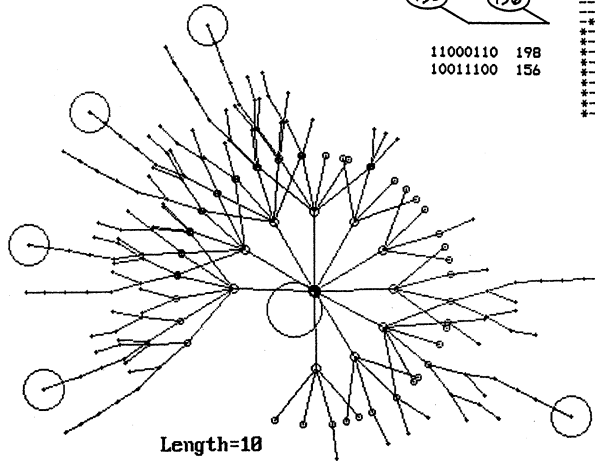

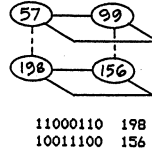
ty. at no(p)s g ml mp

```

L= 1
1.0 1(1)2 1 1 2
total NATs = 1
L= 2
1.00 1(1)4 2 2 2
total NATs = 1
L= 3
2.011 1(3)6 3 1 2
total NATs = 2
L= 4
1.0000 1(1)4 2 2 2 2
2.0011 1(4)12 8 1 3
total NATs = 2
L= 5
1.00000 1(1)2 1 1 2
2.00011 1(5)32 20 2 4
total NATs = 2
L= 6
1.000000 1(1)4 2 2 2 2 5
3.011011 1(3)12 9 1 4
total NATs = 3
L= 7
1.0000000 1(1)2 1 1 2
2.0000011 1(7)84 63 2 6
3.0011011 1(7)42 35 1 6
total NATs = 3
L= 8
1.00000000 1(1)4 2 2 2 2 7
2.00011011 1(8)120 80 2 8
4.00110011 1(4)36 32 1 9
total NATs = 4
L= 9
1.000000000 1(1)2 1 1 2
2.000000011 1(9)180 144 3 8
3.000011011 1(9)144 128 2 10
4.000110011 1(3)24 21 1 8
5.011011011 1(3)24 21 1 8
total NATs = 5
L= 10
1.0000000000 1(1)4 2 2 2 2
2.0000000011 1(10)240 200 3 9
3.0000011011 1(10)240 210 2 10
4.0000110011 1(10)240 210 2 10
5.0001100011 1(5)180 160 2 16
6.001101011 1(10)120 110 1 12
total NATs = 6
L= 11
1.00000000000 1(1)2 1 1 2
2.00000000011 1(11)360 279 3 10
3.00000011011 1(11)360 279 3 10
4.00000110011 1(11)360 279 3 10
5.00001100011 1(11)360 279 3 10
6.0001101011 1(11)360 279 3 10
7.001101011 1(11)360 279 3 10
total NATs = 7
L= 12
1.000000000000 1(1)4 2 2 2 2
2.000000000011 1(12)480 360 4 11
3.0000000011011 1(12)480 360 4 11
4.0000000110011 1(12)480 360 4 11
5.0000001100011 1(12)480 360 4 11
6.0000011000011 1(6)360 360 2 20
7.00001101011 1(12)480 360 4 11
8.00011010011 1(12)480 360 4 11
9.00011010011 1(12)480 360 4 11
10.001100110011 1(4)108 104 1 27
11.01101101011 1(13)48 45 1 16
total NATs = 11
L= 13
1.0000000000000 1(1)2 1 1 2
2.00000000000011 1(13)720 576 5 12
3.000000000011011 1(13)720 576 5 12
4.0000000000110011 1(13)720 576 5 12
5.000000001100011 1(13)720 576 5 12
6.000000011000011 1(13)720 576 5 12
7.000000110000011 1(7)1008 966 2 36
8.000000110000011 1(7)1008 966 2 36
9.000000110000011 1(7)1008 966 2 36
10.00000110010011 1(13)720 576 5 12
11.00000110010011 1(13)720 576 5 12
12.00001101010011 1(14)144 128 2 40
13.00001101010011 1(14)144 128 2 40
14.00011000110011 1(14)144 128 2 40
15.00011010101011 1(14)144 128 2 40
16.00011010101011 1(14)144 128 2 40
17.001101001101011 1(7)252 245 1 36
total NATs = 17
L= 14
1.00000000000000 1(1)4 2 2 2 2
2.0000000000000011 1(14)1120 840 6 13
3.0000000000000011011 1(14)1120 840 6 13
4.00000000000000110011 1(14)1120 840 6 13
5.000000000000001100011 1(14)1120 840 6 13
6.0000000000000011000011 1(14)1120 840 6 13
7.00000000000000110000011 1(7)1680 1566 2 48
8.00000000000000110000011 1(7)1680 1566 2 48
9.00000000000000110000011 1(7)1680 1566 2 48
10.0000000110010011 1(14)1120 840 6 13
11.0000000110010011 1(14)1120 840 6 13
12.0000000110010011 1(14)1120 840 6 13
13.0000000110010011 1(14)1120 840 6 13
14.0000000110010011 1(14)1120 840 6 13
15.0000000110010011 1(14)1120 840 6 13
16.0000000110010011 1(14)1120 840 6 13
17.0000000110010011 1(14)1120 840 6 13
18.0000000110010011 1(14)1120 840 6 13
19.0001100110101011 1(5)1080 1040 2 64
20.0001101010101011 1(5)1080 1040 2 64
21.0001101010101011 1(5)1080 1040 2 64
22.00110011001101011 1(5)810 795 1 54
23.01101101010101011 1(3)96 93 1 32
total NATs = 23
    
```


λ ratio = 1 $Z = .75$

11110000001111100-11110000001111100-rule 4030525500
=3-rule 198 -11000110 Length=1 -15



3-rule 198 =11000110
ty. at no(p)s g ml mp

L=1
1.0 1(1)1 0 0 1
2.0 1(1)1 0 0 1
total NATs = 2

L=2
1.00 1(1)1 0 0 1
2.00 1(1)1 0 0 1
3.01 1(1)1 0 0 1
4.01 1(1)1 0 0 1
total NATs = 4

L=3
1.000 1(1)1 0 0 1
2.001 3(2)2 0 0 1
3.111 1(1)1 0 0 1
4.111 1(1)1 0 0 1
total NATs = 5

L=4
1.0000 1(1)1 0 0 1
2.0101 1(1)1 0 0 1
3.1111 1(1)1 0 0 1
4.1111 1(1)1 0 0 1
total NATs = 4

L=5
1.00000 1(1)1 0 0 1
2.00101 3(2)6 3 3 2
3.11111 1(1)1 0 0 1
4.11111 1(1)1 0 0 1
total NATs = 7

L=6
1.000000 1(1)1 0 0 1
2.010101 7(2)18 6 4 4
3.111111 1(1)1 0 0 1
4.111111 1(1)1 0 0 1
total NATs = 9

L=7
1.0000000 1(1)1 0 0 1
2.01010101 2(1)6 7 24 6 7
3.00101011 8(2)9 3 3 4 6 6 7
4.00101001 8(2)6 8 4 6 6 6 7
5.1111111 1(1)1 0 0 1
6.1111111 1(1)1 0 0 1
total NATs = 20

L=8
1.00000000 1(1)1 0 0 1
2.0101010101 9(2)5 2 20 8 5
3.0010101111 9(2)4 2 2 2 2 2 2 2
4.001001001 8(2)2 2 2 2 2 2 2 2
5.11111111 1(1)1 0 0 1
6.11111111 1(1)1 0 0 1
7.11111111 1(1)1 0 0 1
total NATs = 23

L=9
1.000000000 1(1)1 0 0 1
2.010101010101 2(1)1 26 90 1 1
3.0010101011 10(2)27 11 4 7 0 1
4.0010101001 10(2)2 20 8 4 4 0 0
5.001010101 8(2)2 20 8 4 4 0 0
6.0010100101 8(2)1 4 6 6 6 6 6 6
7.111111111 1(1)1 0 0 1
8.111111111 1(1)1 0 0 1
total NATs = 34

L=10
1.0000000000 1(1)1 0 0 1
2.010101010101 2(1)1 56 259 1 1
3.001010101111 12(2)27 27 11 4 7 0 1
4.001010100101 12(2)2 20 8 4 4 0 0
5.0010101001 10(2)2 20 8 4 4 0 0
6.001010101 8(2)2 20 8 4 4 0 0
7.0010100101 8(2)1 4 6 6 6 6 6 6
8.00101010101 8(2)1 4 6 6 6 6 6 6
9.00101010101 8(2)1 4 6 6 6 6 6 6
10.00100100101 3(2)2 2 2 2 2 2 2
11.1111111111 1(1)1 0 0 1
12.1111111111 1(1)1 0 0 1
total NATs = 57

L=11
1.00000000000 1(1)1 0 0 1
2.01010101010101 2(1)1 126 900 1 1
3.0010101011111 14(2)27 27 11 4 7 0 1
4.00101010010101 14(2)2 20 8 4 4 0 0
5.0010101001 12(2)2 20 8 4 4 0 0
6.001010101 10(2)2 20 8 4 4 0 0
7.0010100101 8(2)1 4 6 6 6 6 6 6
8.00101010101 8(2)1 4 6 6 6 6 6 6
9.00101010101 8(2)1 4 6 6 6 6 6 6
10.00101010101 8(2)1 4 6 6 6 6 6 6
11.00101010101 8(2)1 4 6 6 6 6 6 6
12.00101010101 8(2)1 4 6 6 6 6 6 6
13.00101010101 8(2)1 4 6 6 6 6 6 6
14.00101010101 8(2)1 4 6 6 6 6 6 6
15.00101010101 8(2)1 4 6 6 6 6 6 6
16.00101010101 8(2)1 4 6 6 6 6 6 6
17.00101010101 8(2)1 4 6 6 6 6 6 6
18.00101010101 8(2)1 4 6 6 6 6 6 6
19.00101010101 8(2)1 4 6 6 6 6 6 6
20.00101010101 8(2)1 4 6 6 6 6 6 6
total NATs = 119

L=12
1.000000000000 1(1)1 0 0 1
2.0101010101010101 2(1)1 252 900 1 1
3.00101010111111 16(2)27 27 11 4 7 0 1
4.0010101001010101 16(2)2 20 8 4 4 0 0
5.0010101001 14(2)2 20 8 4 4 0 0
6.001010101 12(2)2 20 8 4 4 0 0
7.0010100101 10(2)1 4 6 6 6 6 6 6
8.00101010101 8(2)1 4 6 6 6 6 6 6
9.00101010101 8(2)1 4 6 6 6 6 6 6
10.00101010101 8(2)1 4 6 6 6 6 6 6
11.00101010101 8(2)1 4 6 6 6 6 6 6
12.00101010101 8(2)1 4 6 6 6 6 6 6
13.00101010101 8(2)1 4 6 6 6 6 6 6
14.00101010101 8(2)1 4 6 6 6 6 6 6
15.00101010101 8(2)1 4 6 6 6 6 6 6
16.00101010101 8(2)1 4 6 6 6 6 6 6
17.00101010101 8(2)1 4 6 6 6 6 6 6
18.00101010101 8(2)1 4 6 6 6 6 6 6
19.00101010101 8(2)1 4 6 6 6 6 6 6
20.00101010101 8(2)1 4 6 6 6 6 6 6
total NATs = 186

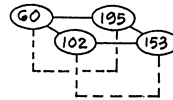
182

intentionally blank

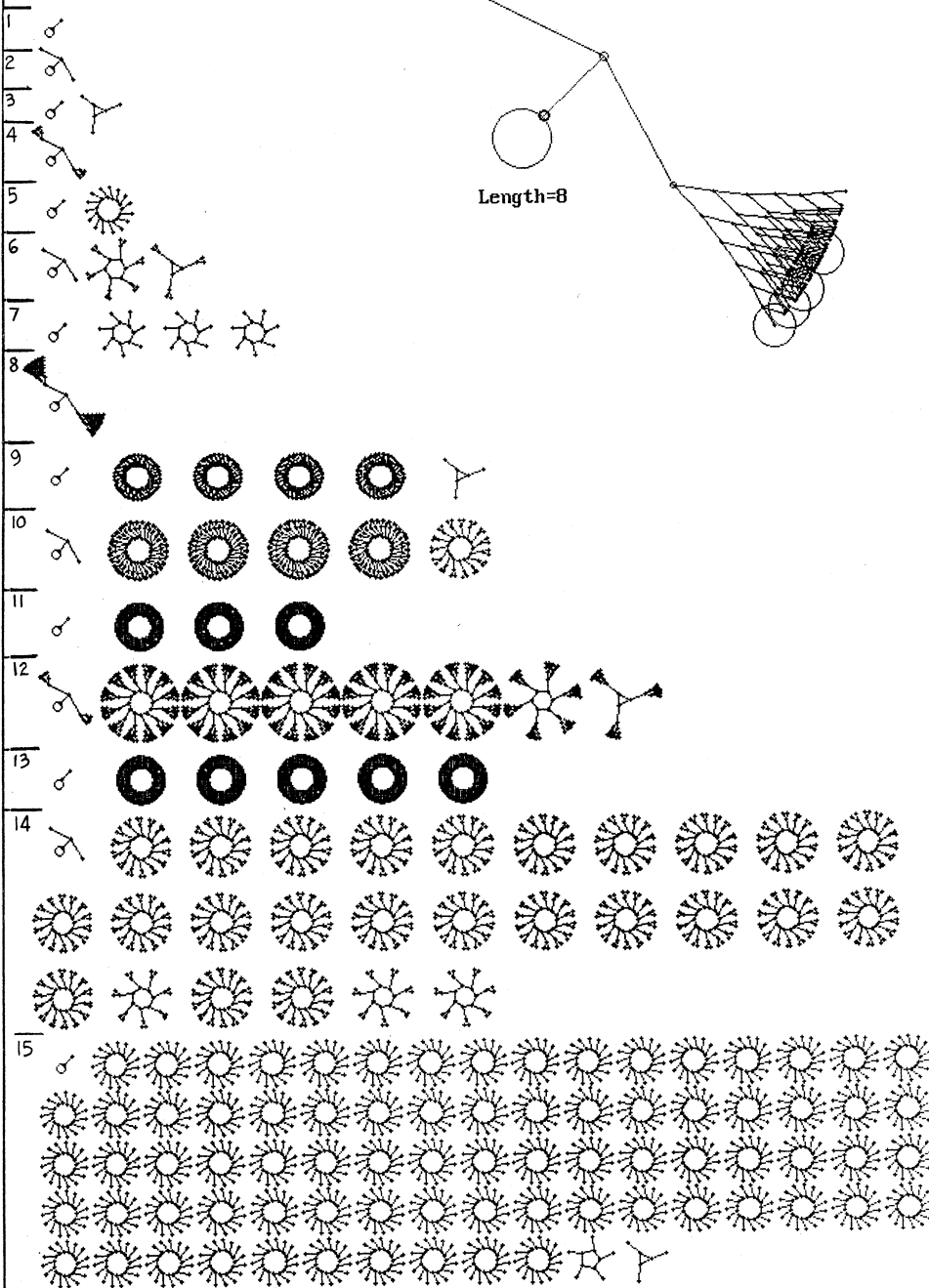
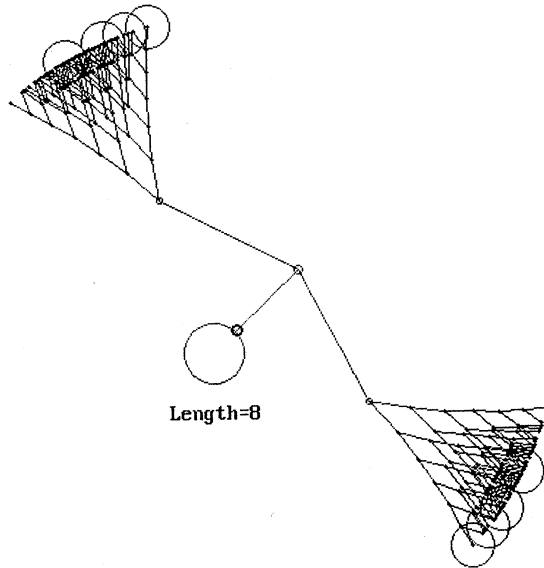
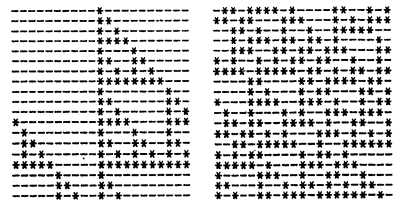
λ ratio = 1 $Z = 1$

0000111111110000-0000111111110000-rule
=3-rule 60 =00111100

267390960
Length=1 -15



00111100 60
11000011 195
10011001 153
01100110 102



3-rule 60 =00111100
ty. at no(p)sg ml mp

```

L= 1
1.0 1(1)2 1 1 2
total NATs = 1
L= 2
1.00 1(1)4 2 2 2
total NATs = 1
L= 3
1.000 1(1)2 1 1 2
2.101 1(3)6 3 1 2
total NATs = 2
L= 4
1.0000 1(1)16 8 4 2
total NATs = 1
L= 5
1.00000 1(1)2 1 1 2
2.10001 1(5)30 15 1 2
total NATs = 2
L= 6
1.000000 1(1)4 2 2 2
2.010001 2(6)24 12 2 2
3.110110 1(3)12 6 2 2
total NATs = 4
L= 7
1.0000000 1(1)2 1 1 2
2.1000001 7(7)14 7 1 2
3.1001110 1(7)14 7 1 2
4.1001011 1(7)14 7 1 2
total NATs = 10
L= 8
1.00000000 1(1)256 128 8 2
total NATs = 1
L= 9
1.000000000 1(1)2 1 1 2
2.100000001 1(63)126 63 1
3.100000100 1(63)126 63 1
4.100001010 1(63)126 63 1
5.100101010 1(63)126 63 1
6.101101010 1(3)6 3 1 2
total NATs = 6
L= 10
1.0000000000 1(1)4 2 2 2
2.0100000001 2(30)120 60 2
3.1100000110 2(30)120 60 2
4.1100001001 2(30)120 60 2
5.0100001110 2(30)120 60 2
6.1100010000 2(15)60 30 2
total NATs = 10
L= 11
1.00000000000 1(1)2 1 1 1
2.10000001110 1(341)682 341 1
3.10000001011 1(341)682 341 1
4.10000001011 1(341)682 341 1
total NATs = 4
L= 12
1.000000000000 1(1)16 8 4 2
2.001100000011 4(12)48 24 2
3.011000001011 4(12)48 24 2
4.101100001011 4(12)48 24 2
5.110100001011 4(12)48 24 2
6.001100010010 4(12)48 24 2
7.010100010100 2(6)96 48 2
8.101101101101 1(3)48 24 2
total NATs = 24
L= 13
1.0000000000000 1(1)2 1 1 2
2.10000000000001 1(819)1638 819 1
3.10000000011011 1(819)1638 819 1
4.10000000101011 1(819)1638 819 1
5.1000000011010 1(819)1638 819 1
6.1000000010101 1(819)1638 819 1
total NATs = 6
L= 14
1.00000000000000 1(1)4 2 2 2
2.01000000000001 14(14)28 2
3.11000000000110 14(14)28 2
4.11000000000101 14(14)28 2
5.01000000000111 14(14)28 2
6.01000000000111 14(14)28 2
7.01000000000111 14(14)28 2
8.11000000000100 14(14)28 2
9.11000000000101 14(14)28 2
10.10000000000110 14(14)28 2
11.10000000000100 14(14)28 2
12.11000000000100 14(14)28 2
13.11000000000101 14(14)28 2
14.11000000011010 14(14)28 2
15.11000000011001 14(14)28 2
16.01000000010010 14(14)28 2
17.01000000010011 14(14)28 2
18.01000000010100 2(14)28 2
19.01000000010101 14(14)28 2
20.11000000010110 14(14)28 2
21.01000000000010 2(14)28 2
22.11000000000010 14(14)28 2
23.11000000000011 14(14)28 2
24.01000000000000 7(7)28 14
25.11000000000000 7(7)28 14
26.11000000000000 7(7)28 14
27.11000000000000 7(7)28 14
28.01000000000000 1(7)28 14
total NATs = 298
    
```

184

intentionally blank

A2.4 n=5 Rules, Totalistic Code

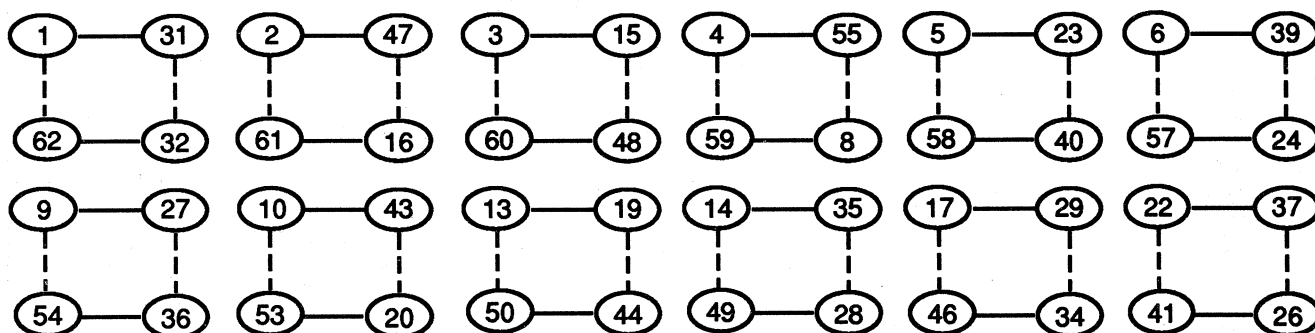
A2.4.1 Index

Key: [decimal ^{code} rule number],[hex ^{code} rule number]-[page number]

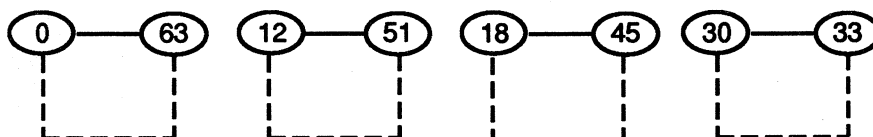
0,0-85	8,8-193	16,10-189	24,18-197	32,20-187	40,28-195	48,30-191	56,38-199
1,1-186	9,9-200	17,11-212	25,19-220	33,21-223	41,29-219	49,31-211	57,39-197
2,2-188	10,A-202	18,12-215	26,1A-219	34,22-213	42,2A-217	50,32-209	58,3A-195
3,3-190	11,B-204	19,13-208	27,1B-200	35,23-210	43,2B-202	51,33-207	59,3B-193
4,4-192	12,C-207	20,14-203	28,1C-211	36,24-201	44,2C-209	52,34-205	60,3C-191
5,5-194	13,D-208	21,15-216	29,1D-212	37,25-218	45,2D-215	53,35-203	61,3D-189
6,6-196	14,E-210	22,16-218	30,1E-223	38,26-221	46,2E-213	54,36-201	62,3E-187
7,7-198	15,F-190	23,17-186 194	31,1F-186	39,27-196	47,2F-188	55,37-192	63,3F-85

A2.4.2 Totalistic Code Clusters (see section 3.3.10)

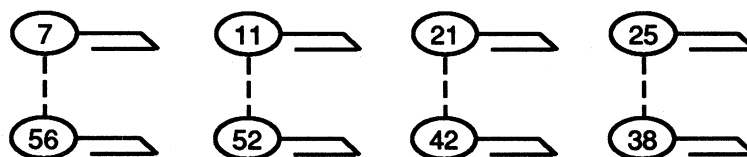
$C = C_r$, so the reflection links collapse.



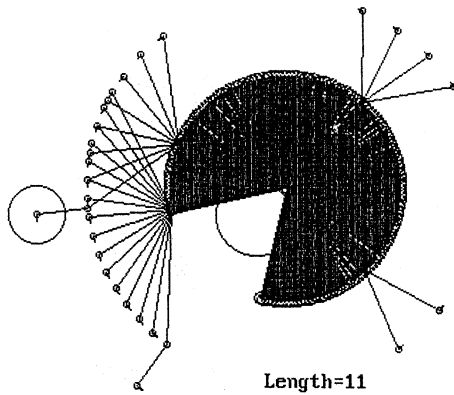

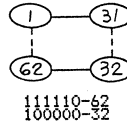
The clusters collapse further where for a given rule C , $C_c = C_n$



and also if $C = C_n$



λ ratio = .0625 Z = .0625 1111111111111111-111111111111110-rule 4294967294
 = 5-code 62 -111110 Length=3 -11



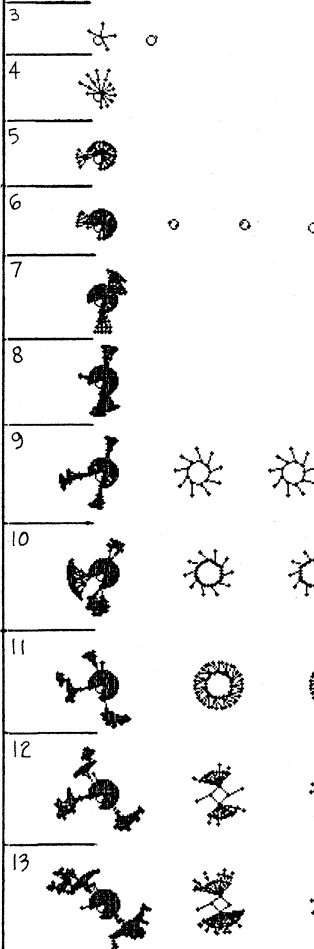
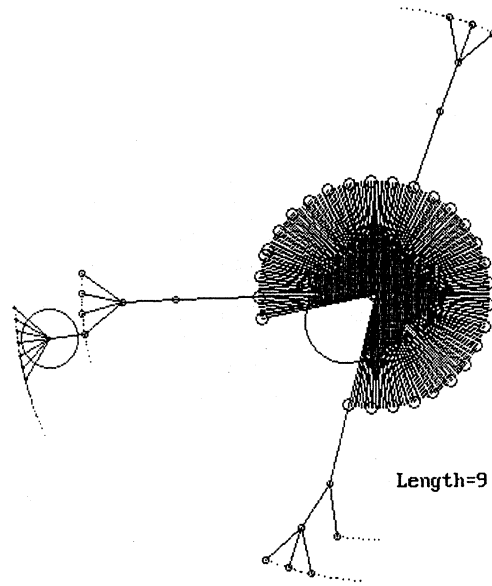

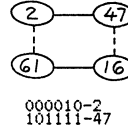
- 3 ○ *
- 4 ○ *
- 5 ○ *
- 6 ○ *
- 7 ○ *
- 8 ○ *
- 9 ○ *
- 10 ○ *
- 11 ○ *

5-code 62 =111110
 ty. at no(p)s g ml mp
 L= 3
 1.000 1(1)1 0 0 1
 2.111 1(1)7 6 1 7
 total NATs = 2
 L= 4
 1.0000 1(1)1 0 0 1
 2.1111 1(1)15 14 1 15
 total NATs = 2
 L= 5
 1.00000 1(1)1 0 0 1
 2.11111 1(1)31 30 1 31
 total NATs = 2
 L= 6
 1.000000 1(1)1 0 0 1
 2.111111 1(1)63 56 2 57
 total NATs = 2
 L= 7
 1.0000000 1(1)1 0 0 1
 2.1111111 1(1)127 112 2 113
 total NATs = 2
 L= 8
 1.00000000 1(1)1 0 0 1
 2.11111111 1(1)255 230 2 223
 total NATs = 2
 L= 9
 1.000000000 1(1)1 0 0 1
 2.111111111 1(1)511 474 2 439
 total NATs = 2
 L= 10
 1.0000000000 1(1)1 0 0 1
 2.1111111111 1(1)1023 972 3 863
 total NATs = 2
 L= 11
 1.00000000000 1(1)1 0 0 1
 2.11111111111 1(1)2047 1980 3 1695
 total NATs = 2
 L= 12

λ ratio = .3135 Z = .3125

000000000000000000001-0000000100010110-rule
= 5-code 2 -000010

65814
Length=3 -13



Length=9

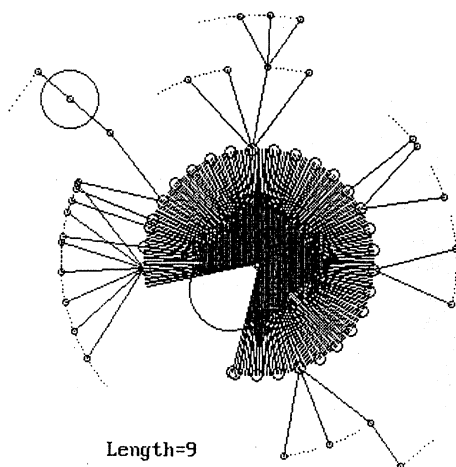

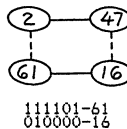
```

5-code 2 =000010
ty. at no(p)s g ml mp
L= 3
1.000 1(1)5 4 1 5
2.001 3(1)1 0 0 1
total NATs = 4
L= 4
1.0000 1(1)16 11 2 12
total NATs = 1
L= 5
1.00000 1(1)32 30 2 27
total NATs = 1
L= 6
1.000000 1(1)49 42 2 43
2.000011 3(2)2 0 0 1
3.000100 3(2)2 0 0 1
4.001001 3(1)1 0 0 1
total NATs = 10
L= 7
1.0000000 1(1)128 85 4 72
total NATs = 1
L= 8
1.00000000 1(1)256 187 4 132
total NATs = 1
L= 9
1.000000000 1(1)473 373 6 248
2.00000101 1(9)18 9 1 2
3.000001101 1(9)18 9 1 2
4.001001001 3(1)1 0 0 1
total NATs = 6
L= 10
1.0000000000 1(1)944 812 6 459
2.0000001011 1(30)40 10 1 2
3.0000001101 1(30)40 10 1 2
total NATs = 3
L= 11
1.00000000000 1(1)1806 1563 7 849
1.0000000101 1(33)66 33 1 4
2.00000001101 1(33)66 33 1 4
3.0000001001 1(33)66 33 1 4
4.0000001100 1(33)66 33 1 4
total NATs = 5
L= 12
1.000000000000 1(1)3529 3116 8 1551
1.000000000101 6(4)40 30 2 15
2.000000001001 3(12)24 12 1 4
3.000000001011 3(12)24 12 1 4
4.000000001100 3(12)24 12 1 4
5.000000001101 3(12)24 12 1 4
6.000000001110 3(12)24 12 1 4
7.000000001111 1(12)12 0 0 1
8.000000011000 1(12)12 0 0 1
9.000001100001 3(2)2 0 0 1
10.000101000101 3(2)2 0 0 1
11.001001001001 3(1)1 0 0 1
total NATs = 30
L= 13
1.0000000000000 1(1)7051 6306 11 2862
1.0000000000101 13(4)56 44 1 2
2.0000000010001 1(39)96 48 1 2
3.0000000010011 1(39)96 48 1 2
4.0000000010011 1(39)96 48 1 2
5.0000000011000 1(39)96 48 1 2
6.0000000011001 1(39)96 48 1 2
    
```

λ ratio = .3135 Z = .3125

111111111111110-1111111011101001-rule
= 5-code 61 -111101

4294901481
Length=3 -13

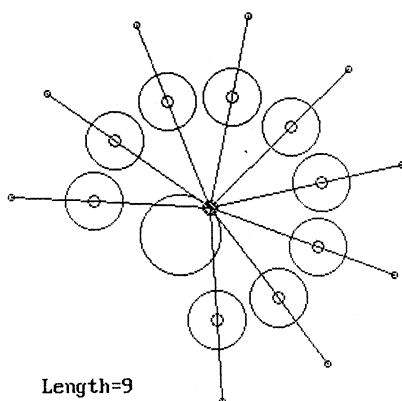

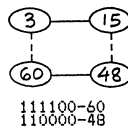


- 3
- 4
- 5
- 6
- 7
- 8
- 9
- 10
- 11
- 12
- 13

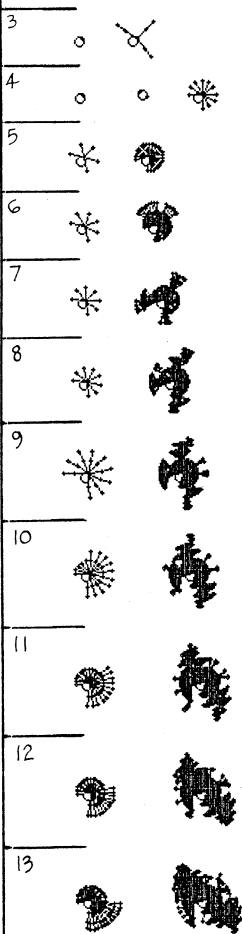
5-code 61 =111101
 ty. at no(p)s g ml mp
 L= 3
 1.111 1(1)8 4 2 5
 total NATs = 1
 L= 4
 1.1111 1(1)12 11 1 12
 2.0001 2(2)2 0 0 1
 total NATs = 3
 L= 5
 1.11111 1(1)32 30 2 27
 total NATs = 1
 L= 6
 1.111111 1(1)58 42 2 43
 2.000001 3(2)2 0 0 1
 total NATs = 4
 L= 7
 1.1111111 1(1)128 85 3 72
 total NATs = 1
 L= 8
 1.11111111 1(1)252 187 3 132
 2.00010001 2(2)2 0 0 1
 total NATs = 3
 L= 9
 1.111111111 1(1)512 391 4 248
 total NATs = 1
 L= 10
 1.1111111111 1(1)1024 832 3 459
 total NATs = 1
 L= 11
 1.11111111111 1(1)2048 1673 4 849
 total NATs = 1
 L= 12
 1.111111111111 1(1)4086 3440 4 1551
 2.000001000001 3(2)2 0 0 1
 3.000100010001 2(2)2 0 0 1
 total NATs = 6
 L= 13
 1.1111111111111 1(1)8192 6982 5 2862
 total NATs = 1

λ ratio = .375 Z = .25

1111111111111110-1111111011101000-rule 4294901480
 = 5-code 60 -111100 Length=3 -10



Length=9

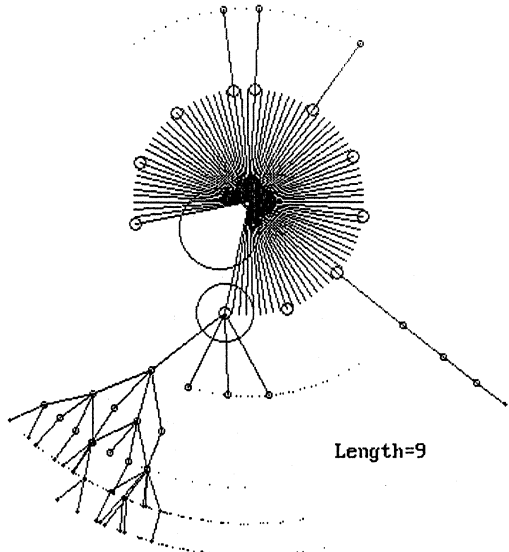
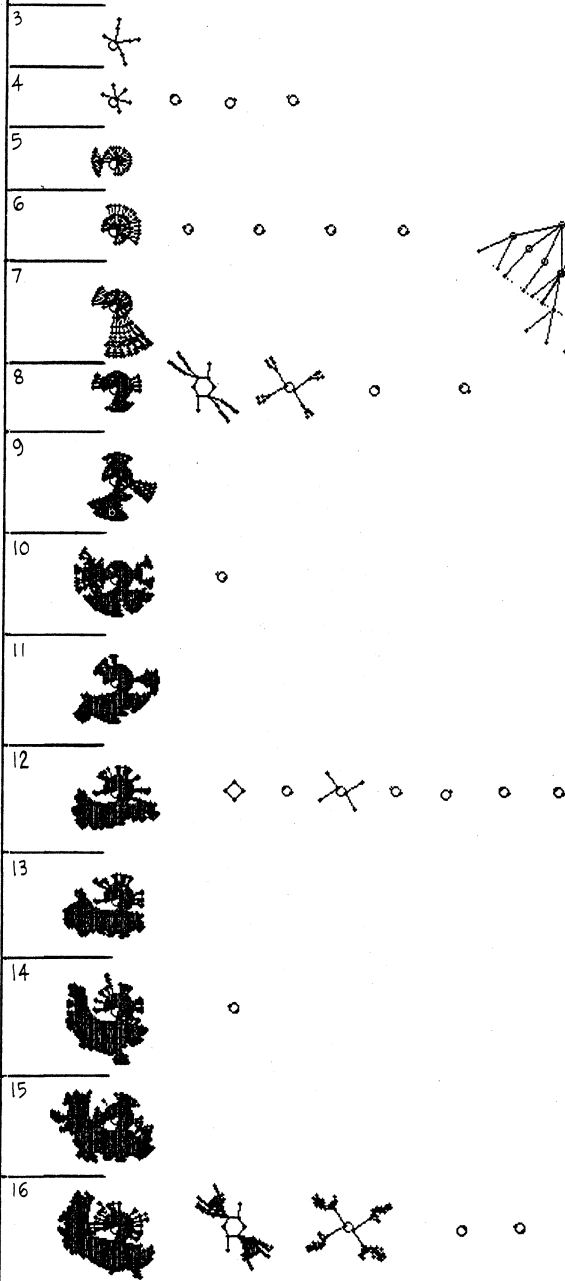

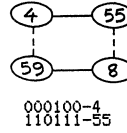


5-code 60 =111100
 ty. at no(p)s g ml mp
 L= 3
 1.000 1(1)1 0 0 1
 2.111 1(1)7 3 2 4
 total NATs = 2
 L= 4
 1.0000 1(1)1 0 0 1
 2.0001 2(2)2 0 0 1
 3.111 1(1)11 10 1 11
 total NATs = 4
 L= 5
 1.00000 1(1)6 5 1 6
 2.11111 1(1)26 25 1 26
 total NATs = 2
 L= 6
 1.000000 1(1)7 6 1 7
 2.111111 1(1)57 41 2 42
 total NATs = 2
 L= 7
 1.0000000 1(1)8 7 1 8
 2.1111111 1(1)120 84 3 71
 total NATs = 2
 L= 8
 1.00000000 1(1)9 8 1 9
 2.11111111 1(1)243 186 4 131
 3.00010001 2(2)2 0 0 1
 total NATs = 4
 L= 9
 1.000000000 1(1)19 9 2 10
 2.111111111 1(1)493 359 4 247
 total NATs = 2
 L= 10
 1.0000000000 1(1)26 15 2 16
 2.1111111111 1(1)998 857 5 458
 total NATs = 2
 L= 11
 1.00000000000 1(1)34 22 2 23
 2.11111111111 1(1)2014 1760 5 848
 total NATs = 2
 L= 12
 1.000000000000 1(1)43 30 2 31
 2.111111111111 1(1)4049 3589 6 1550
 3.000100010001 2(2)2 0 0 1
 total NATs = 4
 L= 13
 1.0000000000000 1(1)66 39 3 40
 2.1111111111111 1(1)8126 7319 6 2861
 total NATs = 2

λ ratio = .625 Z = .625

0000000100010110-0001011001101000-rule
= 5-code 4 -000100

18224744
Length=3 -13



5-code 4 =000100
ty. at no(p)s g ml mp


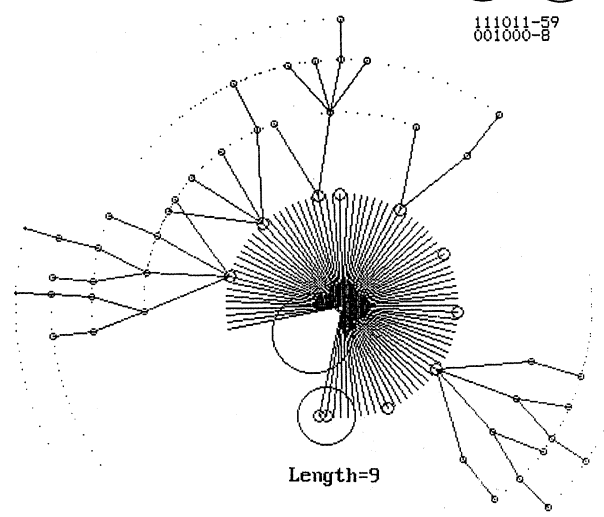

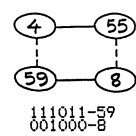
```

L= 3
1.000 1(1)8 4 2 5
total NATs = 1
L= 4
1.0000 1(1)6 5 1 6
2.0001 2(2)2 0 0 0 0 1
3.0011 4(1)3 0 0 0 0 1
4.0101 1(2)3 0 0 0 0 1
total NATs = 8
L= 5
1.00000 1(1)32 30 2 22
total NATs = 1
L= 6
1.000000 1(1)44 28 2 29
2.001011 3(2)2 0 0 0 0 1
3.00101 3(2)2 0 0 0 0 1
4.010101 1(2)2 0 0 0 0 1
total NATs = 11
L= 7
1.0000000 1(1)128 57 9 37
total NATs = 1
L= 8
1.00000000 1(1)94 69 2 54
2.00010011 2(2)28 0 0 0 0 1
3.1001000 2(2)28 0 0 0 0 1
4.00110011 4(1)1 0 0 0 1
5.01010101 1(2)2 0 0 0 1
total NATs = 12
L= 9
1.000000000 1(1)512 274 6 86
total NATs = 1
L= 10
1.0000000000 1(1)1022 800 6 142
2.0101010101 1(2)2 0 0 0 1
total NATs = 2
L= 11
1.00000000000 1(1)2048 1343 10 233
total NATs = 1
L= 12
1.000000000000 1(1)4008 2546 9 369
2.00010110011 12(4)4 0 0 1
3.00100010001 4(2)2 0 0 1
4.110001110001 4(2)2 0 0 1
5.001011001011 4(2)2 0 0 0 1
6.001100110011 4(2)2 0 0 0 1
7.001101001101 4(2)2 0 0 0 1
8.010101010101 1(2)2 0 0 0 1
total NATs = 29
L= 13
1.0000000000000 1(1)8192 5097 11 574
total NATs = 1
L= 14
1.00000000000000 1(1)16382 10497 10 919
2.01010101010101 1(2)2 0 0 0 1
total NATs = 2
L= 15
1.000000000000000 1(1)32768 24498 14 1480
total NATs = 1
L= 16
1.0000000000000000 1(1)64686 44421 11 2390
2.1000000110000001 4(6)168 82 6 25
3.0100010001000100 2(2)86 48 6 6
4.0011001100110011 4(1)11 0 0 1
5.0101010101010101 1(2)2 0 0 0 1
total NATs = 12
    
```

λ ratio = .625 Z = .625

1111111011101001-1110100110010111-rule
= 5-code 59 -111011

4276742551
Length=3 -16



5-code 59 =111011
ty. at no(p)s g ml mp

L= 3
1.111 1(1)5 4 1 5
2.001 3(1)1 0 0 1
total NATs = 4

L= 4
1.111 1(1)10 5 2 6
2.001 2(2)2 0 0 1
3.010 2(1)1 0 0 1
total NATs = 5

L= 5
1.1111 1(1)32 30 2 22
total NATs = 1

L= 6
1.11111 1(1)29 28 1 29
2.00001 3(2)2 0 0 1
3.00010 3(2)2 0 0 1
4.00011 3(1)1 0 0 1
5.00100 3(1)1 0 0 1
6.00101 6(2)2 0 0 1
7.01010 2(1)1 0 0 1
total NATs = 24

L= 7
1.111111 1(1)100 50 3 37
2.00010 1(7)2 0 0 1
3.00011 1(7)2 0 0 1
total NATs = 10

L= 8
1.1111111 1(1)234 101 4 54
2.00100 3(2)2 0 0 1
3.01010 2(1)1 0 0 1
total NATs = 13

L= 9
1.11111111 1(1)464 247 5 86
2.11111000 9(1)5 3 2 4
3.00100100 3(1)1 0 0 1
total NATs = 13

L= 10
1.111111111 1(1)972 760 4 142
2.00100100 20(1)5 4 1 5
3.01010101 2(1)1 0 0 1
total NATs = 13

L= 11
1.1111111111 1(1)1938 1277 5 233
2.111111000 11(1)10 6 2 7
total NATs = 12

L= 12
1.11111111111 1(1)3709 2366 5 369
2.1111111000 12(1)24 15 3 13
3.0000100001 3(2)2 0 0 1
4.000100101 12(4)4 0 0 1
5.001000110 6(1)3 2 1 3
6.0010100010 3(2)2 0 0 1
7.0010100010 3(2)2 0 0 1
8.0010100010 2(2)2 0 0 1
9.0010010011 2(2)2 0 0 1
10.010101010 2(1)1 0 0 1
total NATs = 50

L= 13
1.111111111111 1(1)7399 4655 6 574
2.1111110000 13(1)16 3 4 20
total NATs = 27

L= 14
1.1111111111111 1(1)14674 9640 6 919
2.1111111000 14(1)118 74 4 32
3.001000111000 7(1)2 1 1 2
4.0010001111 11(2)1 1 2
5.000101000101 1(7)2 0 0 1
6.000101000101 1(7)2 0 0 1
7.0101010101 2(1)1 0 0 1
total NATs = 40

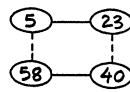
L= 15
1.11111111111111 1(1)28970 21873 7 1480
2.11111000111000 15(1)14 3 1 4
3.0011000111110 15(1)5 1 4 2
4.001001001001 3(1)1 0 0 1
total NATs = 49

L= 16
1.111111111111111 1(1)57846 41477 6 2390
2.11111000111000 16(1)46 3 23 5 79
3.001000111000 15(1)7 6 1 7
4.0010001111000 8(1)6 5 1 6
5.001000111100 16(1)6 4 2 4
6.001000100101 16(2)2 0 0 1
7.010101010101 2(1)1 0 0 1
total NATs = 61


λ ratio = .6875 Z = .6875

0000000100010110-0001011001101001-rule
= 5-code 5 -000101

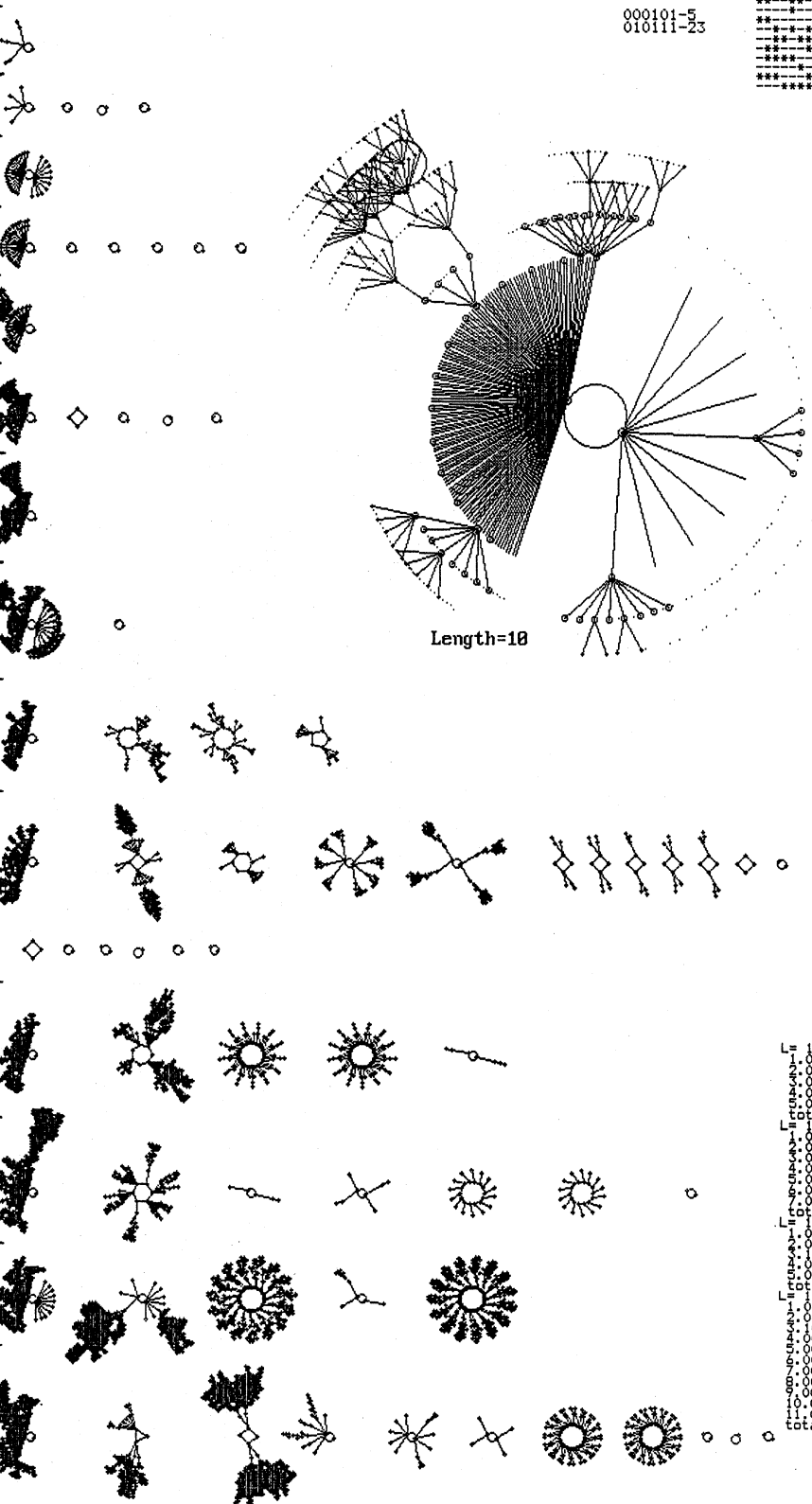
18224745
Length=3 -16



000101-5
010111-23



3
4
5
6
7
8
9
10
11
12
13
14
15
16



Length=10

5-code 5 =000101
ty. at no(p)s g ml mp

L=3
1.000 1(2)8 3 2 4
total NATs = 1

L=4
1.0000 1(2)8 4 1 5
2.0011 4(1)2 0 0 0 0 1
3.0010 1(2)2 0 0 0 0 1
4.0010 1(2)2 0 0 0 0 1
total NATs = 8

L=5
1.00000 1(2)32 30 1 21
total NATs = 1

L=6
1.000000 1(2)38 21 2 22
2.000001 3(2)2 0 0 0 1
3.000111 1(2)2 0 0 0 0 1
4.001001 1(2)2 0 0 0 0 1
5.010101 1(2)2 0 0 0 0 1
total NATs = 14

L=7
1.0000000 1(2)128 56 8 29
total NATs = 1

L=8
1.00000000 1(2)230 84 7 45
2.00000101 4(4)4 0 0 1
3.00010001 2(2)2 0 0 0 1
4.00100101 1(2)2 0 0 0 1
5.01010101 1(2)2 0 0 0 1
total NATs = 12

L=9
1.000000000 1(2)512 219 10 76
total NATs = 1

L=10
1.0000000000 1(2)1022 760 8 131
2.0101010101 1(2)2 0 0 1
total NATs = 2

L=11
1.00000000000 1(2)475 286 4 210
2.0100000101 1(10)82 42 10 10
3.0000001001 1(1)24 20 4 5
4.0000001011 1(5)17 10 2 6
total NATs = 34

L=12
1.000000000000 1(2)1230 771 8 338
2.01000000100 6(2)52 168 7 13
3.00000001001 6(6)20 14 3 7
4.100000010000 6(6)74 48 3 5
5.11000110001 6(4)10 4 3 6
6.00000010111 6(4)10 4 3 6
7.000000101101 6(4)12 4 3 2
8.10000011000 6(4)10 4 3 6
9.00000011000 6(4)10 4 3 6
10.00000100101 6(4)12 4 3 2
11.000001010101 6(4)3 0 0 1
12.00000101011 6(4)3 0 0 1
13.00001011001 6(2)3 0 0 1
14.000100010001 4(2)3 0 0 1
15.00101001011 4(2)3 0 0 1
16.001101001101 3(2)3 0 0 1
17.001101001101 3(2)3 0 0 1
18.0101010101 1(2)2 0 0 0 1
total NATs = 86

L=13
1.0000000000000 1(2)2004 1170 14 534
2.01000000101 13(7)451 227 17 253
3.00000010111 1(2)117 89 7 25
4.00000011011 1(2)117 89 7 25
5.000000110101 13(2)7 2 3 2 3 3
total NATs = 29

L=14
1.00000000000000 1(2)14870 8372 23 869
2.010000001011 14(2)9 2 98 8 26
3.000000101101 14(2)9 2 98 8 26
4.0000001101101 7(2)8 4 2 3 2
5.000001010111 1(14)28 14 1 2
6.000001011011 1(14)28 14 1 2
7.010101010101 1(2)2 0 0 1
total NATs = 32

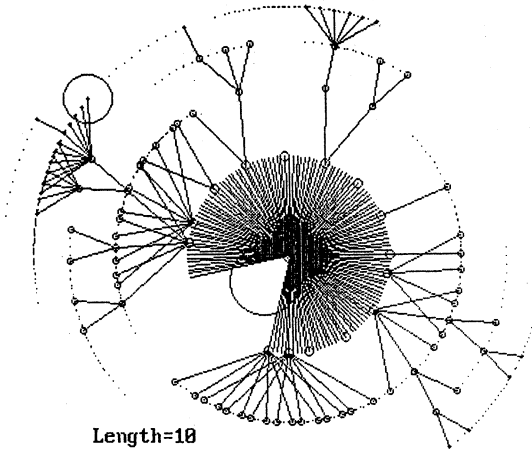

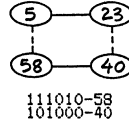
L=15
1.000000000000000 1(2)5168 4335 6 1419
2.0110000000101 15(2)1771 1277 28 64
3.00100010000001 1(5)435 210 6 4
4.00100010000001 1(5)435 210 6 4
5.0011010000001 1(7)5 435 210 6 4
total NATs = 33

L=16
1.0000000000000000 1(2)54022 33124 28 2301
2.011000000100111 16(3)278 173 13 42
3.001000000100111 16(3)278 173 13 42
4.00000000101011 16(2)5 2 852 16 36
5.000000001011011 16(2)17 11 3 6
6.00000001010101 8(2)6 4 1 3 6
7.00000001010101 1(48)112 48 3 6
8.00000001100110 1(48)112 48 3 6
9.0001000100010001 2(2)2 0 0 1
10.01010101010101 4(2)2 0 0 1
11.01010101010101 1(2)2 0 0 1
total NATs = 70


λ ratio = .6875 Z = .6875

1111111011101001-1110100110010110-rule
= 5-code 58 -111010

4276742550
Length=3 -11



Length=18



5-code 58 =111010

ty. at no(p)s g ml mp

```

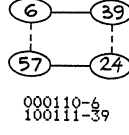
L= 3
1.000 1(1)1 0 0 1
2.001 3(1)1 0 0 1
3.111 1(1)4 3 1 4
total NATs = 5
L= 4
1.0000 1(1)1 0 0 1
2.011 2(2)2 0 0 1
4.0101 2(1)1 0 0 1
total NATs = 6
L= 5
1.00000 1(1)11 10 1 11
2.1111 1(1)21 20 1 21
total NATs = 2
L= 6
1.000000 1(1)1 0 0 1
2.111111 1(1)28 21 2 22
4.000101 3(2)2 0 0 1
5.000111 6(1)1 0 0 1
6.001001 3(2)1 0 0 1
7.001011 3(2)1 0 0 1
8.010101 2(1)1 0 0 1
total NATs = 25
L= 7
1.0000000 1(1)1 0 0 1
2.1111111 1(1)24 49 4 29
3.1000111 7(1)3 1 2 22
5.0001101 1(7)7 0 0 1
total NATs = 11
L= 8
1.00000000 1(1)1 0 0 1
2.11000111 8(1)4 1 3 2 5 45
3.00110111 1(1)21 7 6 5 45
5.01010101 2(1)1 0 0 1
total NATs = 14
L= 9
1.000000000 1(1)1 0 0 1
2.11111111 1(1)48 1 20 1 6 7 6
3.00011001 2(1)3 0 0 1
total NATs = 14
L= 10
1.0000000000 1(1)71 60 2 11
2.111111111 1(1)48 1 20 1 6 7 6
3.000111111 10(1)4 3 1 4
4.0101010101 2(1)1 0 0 1
total NATs = 14
L= 11
1.00000000000 1(1)1 0 0 1
2.1110011111 1(1)14 7 3 6
total NATs = 13
L= 12
1.000000000000 1(1)1 0 0 1
2.1111111111 1(1)36 12 20 17 8 33 8
3.00000000101 6(4)4 0 0 1
4.1100011111 12(2)2 0 0 1
5.00011100011 7(1)3 1 2 4 4 28
6.00000110011 6(4)4 0 0 1
7.00001000011 3(2)2 0 0 1
8.0000100101 12(4)4 0 0 1
9.00110001110 4(1)3 2 0 3
10.000101000101 3(2)2 0 0 1
11.001001001001 3(2)3 0 0 1
12.00101001011 3(2)3 0 0 1
13.00100110011 2(2)2 0 0 1
14.010101010101 2(1)1 0 0 1
total NATs = 75
L= 13
1.000000000000 1(1)1 0 0 1
2.11110011111 13(1)7 3 5 8 53 4
3.1100011111 13(1)7 3 5 18
4.00011000111 13(1)1 0 0 1
total NATs = 28
L= 14
1.0000000000000 1(1)1 0 0 1
2.11111111111 1(1)147 6 4 8 2 9 5 9 8 6 9
3.1100011111 14(1)11 2 6 4 2 8
4.100011100011 7(1)3 1 2 4 4 28
5.0011100011110 14(1)2 1 1 2
6.000101000101 1(7)7 0 0 1
7.00101000101 1(7)7 0 0 1
8.010101010101 2(1)1 0 0 1
total NATs = 41
L= 15
1.00000000000000 1(1)11 10 1 11
2.11111111111 1(1)29 6 4 2 1 8 5 7 1 4 1 9
3.0011110001110 15(1)1 2 7 1 5 4 4 4 6
4.1100011100011 15(1)5 2 1 3 4 4 6
5.0001110001111 15(1)5 2 1 3
6.001001001001 3(1)1 0 0 1
total NATs = 50
L= 16
1.00000000000000 1(1)1 0 0 1
2.11111111111 1(1)57 6 5 2 7 5 7 3
3.1100011100011 16(1)8 5 3 8
4.1100011100011 16(1)8 5 3 8
5.0011110001110 16(1)4 5 3 6
6.0010011000101 16(1)5 3 2 3
7.0010011001001 2(2)2 0 0 1
8.010101010101 2(1)1 0 0 1
total NATs = 62

```

λ ratio = .9375 Z = .4375

0000000100010111-0001011101111110-rule
 = 5-code 6 -000110


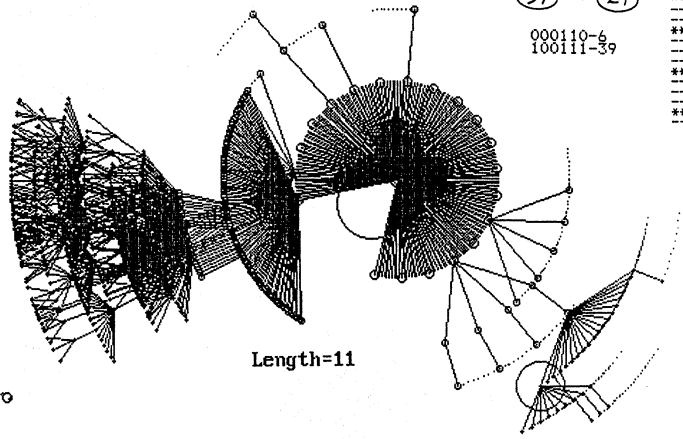
18290558
 Length=3 -16



```

-----
*****
*****
*****
*****
*****
*****
*****
*****
*****
*****
*****
*****
*****
*****
*****
*****
*****
*****
*****
*****
-----

```



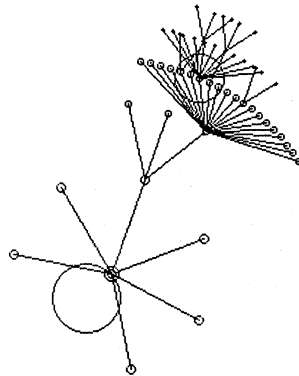

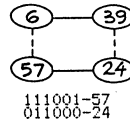
```

5-code 6 =000110
ty. at no(p)s g ml mp
L= 3
1.000 1(1)8 6 2 5
total NATs = 1
L= 4
1.0000 1(1)10 8 2 6
2.0011 4(1)1 0 0 1
3.0101 1(2)2 0 0 1
total NATs = 6
L= 5
1.00000 1(1)32 30 2 17
total NATs = 1
L= 6
1.000000 1(1)44 36 2 23
4.000111 3(2)2 0 0 1
4.001101 3(2)2 0 0 1
5.010101 1(2)2 0 0 1
total NATs = 11
L= 7
1.0000000 1(1)114 70 3 30
2.0000111 7(2)2 0 0 1
total NATs = 8
L= 8
1.00000000 1(1)138 112 3 46
3.00001111 4(2)12 8 3 4
4.00110011 4(1)1 0 0 1
5.01010101 1(2)2 0 0 1
total NATs = 14
L= 9
1.000000000 1(1)512 339 9 77
total NATs = 1
L= 10
1.0000000000 1(1)1022 765 9 127
2.0101010101 1(2)2 0 0 1
total NATs = 2
L= 11
1.00000000000 1(1)2004 1507 9 211
3.0000011011 1(1)122 11 1 2
total NATs = 3
L= 12
1.000000000000 1(1)3400 2696 7 339
2.110001110000 3(2)114 88 4 14
3.110011000000 4(9)42 24 3 4
5.001001101011 4(2)2 0 0 1
6.001100110011 4(1)1 0 0 1
7.001101001101 3(2)2 0 0 1
total NATs = 23
L= 13
1.0000000000000 1(1)6801 5395 9 535
2.1100011100000 13(2)69 55 5 29
3.1100111000000 1(39)247 156 2 5
4.000000110011 1(39)247 156 2 5
total NATs = 16
L= 14
1.00000000000000 1(1)12532 10164 10 870
3.0110001110001 7(2)252 172 7 51
4.1100001110001 14(2)18 6 1 4
5.1100011100000 4(6)152 1292 6 138
6.000001110011 2(7)56 42 3 4
7.01010101010101 1(2)2 0 0 1
total NATs = 34
L= 15
1.000000000000000 1(1)17138 14331 9 1415
2.001100001100000 15(16)976 810 11 93
3.0001110001110 15(2)66 48 8 10
total NATs = 31
L= 16
1.0000000000000000 1(1)21978 18544 11 2302
2.000000110000000 8(14)3228 2678 9 206
4.011000011000000 8(6)152 1292 6 138
4.001100110000000 8(4)420 372 4 117
5.110000011000001 4(6)248 200 5 167
6.0000011100001 4(1)144 92 6 11
9.00110000110000 4(12)144 92 6 11
8.11100001110000 4(2)52 38 2 16
9.0011001100110011 4(1)2 0 0 1
10.0101010101010101 1(2)2 0 0 1
total NATs = 46


```

λ ratio = .9375 Z = .4375

1111111011101000-1110100010000001-rule 4276676737
= 5-code 57 -111001 Length=3 -16



Length=11



5-code 57 =111001
ty. at no(p)s g ml mp

```

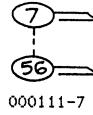
L= 3
1.111 1(1)8 6 2 5
total NATs = 1
L= 4
1.1111 1(1)10 8 2 6
2.0011 2(2)2 0 0 1
total NATs = 5 0 1
L= 5
1.11111 1(1)32 30 2 17
total NATs = 1
L= 6
1.111111 1(1)38 36 2 23
2.000111 6(1)1 0 0 1
3.001011 6(2)2 0 0 1
4.010101 2(1)1 0 0 1
total NATs = 18
L= 7
1.1111111 1(1)79 49 3 30
2.00000111 7(1)1 0 0 1
3.00001111 7(1)1 0 0 1
4.00011111 7(1)1 0 0 1
total NATs = 22
L= 8
1.11111111 1(1)106 88 2 46
2.01111110 8(1)9 5 4 4
3.00000011 8(2)6 4 3 4
4.00001111 8(2)2 0 0 1
5.00110011 2(2)2 0 0 1
6.01010101 2(1)1 0 0 1
total NATs = 25
L= 9
1.111111111 1(1)314 199 6 77
2.000011111 9(1)6 5 1 6
3.000001111 9(1)6 5 1 6
total NATs = 19
L= 10
1.1111111111 1(1)592 425 6 127
2.0111111100 10(1)37 29 5 20
3.0000111111 10(1)6 5 1 6
4.0101010101 2(1)1 0 0 1
total NATs = 23
L= 11
1.11111111111 1(1)1267 891 5 211
2.01111111100 11(1)53 43 5 20
3.00001111111 11(1)18 15 2 12
total NATs = 23
L= 12
1.111111111111 1(1)2626 2024 6 339
2.011111111100 12(1)92 70 6 27
3.00110001110 6(1)7 4 2 3
4.0000100001 3(2)2 0 0 1
5.00001111111 12(1)25 22 2 19
6.00101001011 6(2)2 0 0 1
7.00110011001 2(2)2 0 0 1
8.0101010101 2(1)1 0 0 1
total NATs = 44
L= 13
1.111111111111 1(1)5189 4043 7 535
2.011111111100 13(1)169 136 6 44
3.001110001110 13(1)33 24 4 32
4.001100001110 13(1)4 2 1 3
5.001100001110 13(1)4 2 1 3
6.0000001000001 13(2)2 0 0 1
total NATs = 66
L= 14
1.1111111111111 1(1)9935 8085 8 870
2.0111111111100 14(1)305 250 7 70
3.001110001110 14(1)18 2 6 10
4.001100001110 14(1)12 9 4 5 6
5.0011100001110 14(1)4 3 1 4
6.001110001110 14(1)7 4 2 5
7.001110001110 14(1)4 3 1 4
8.00000010000001 7(2)7 5 1 5
9.00000010000011 14(2)6 4 1 3
10.000011000011 7(1)1 0 0 1
11.010101010101 2(1)1 0 0 1
total NATs = 108
L= 15
1.11111111111111 1(1)19673 16266 7 1415
2.01111111111100 15(1)1513 445 6 126
3.00111100011110 15(1)15 10 2 6
4.00111000011110 15(1)26 6 2 19 8 86
5.00111100011110 15(1)5 2 5 10
6.00111000011100 15(1)7 4 2 5
7.00111000011100 15(1)7 4 2 5
8.000000100000011 15(2)12 7 4 5
9.000000100000011 15(2)12 7 4 5
10.0000110000111 15(1)5 4 1 5
11.0000110000111 15(1)5 4 1 5
total NATs = 136
L= 16
1.111111111111111 1(1)38026 31848 8 2302
2.011111111111100 16(1)984 851 6 206
3.00111100011110 16(1)305 250 7 70
4.00111000011110 16(1)526 442 6 138
5.00111100001110 16(1)11 9 2 10
6.00111100011110 16(1)31 24 5 10
7.00111100011110 16(1)11 9 2 10
8.00111100011110 8(1)95 73 5 16
9.00111000011110 16(1)25 17 4 11
10.01110000111100 16(1)13 10 3 11
11.000000100000011 16(1)13 10 3 11
12.000000100000011 4(2)18 16 1 9
13.00001110000111 8(1)25 0 9 2 16
14.01100101010101 2(1)2 0 0 1
15.01010101010101 2(1)1 0 0 1
total NATs = 169

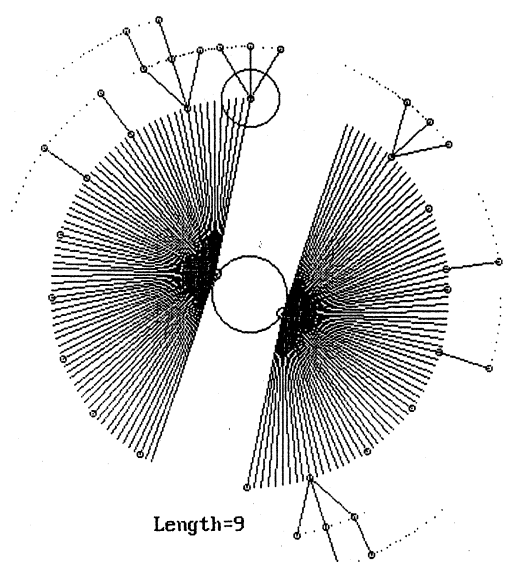
```

λ ratio = 1 $Z = .375$
minority rule

0000000100010111-0001011101111111-rule
= 5-code 7 -000111

18290559
Length=3 -15






5-code 7 =000111

ty. at no(p)s g ml mp

```
L=3
1.000 1(2)8 6 1 4
total NATs = 1
L=4
1.0000 1(2)10 8 1 5
2.0011 4(1)1 0 0 1
3.0101 1(2)2 0 0 1
total NATs = 6
L=5
1.00000 1(2)32 30 1 14
total NATs = 1
L=6
1.000000 1(2)44 42 1 22
2.001111 3(2)3 0 0 1
3.010101 3(2)2 0 0 1
4.001101 3(2)2 0 0 1
5.010101 1(2)2 0 0 1
total NATs = 11
L=7
1.0000000 1(2)114 70 2 29
2.0000111 7(2)2 0 0 1
total NATs = 8
L=8
1.00000000 1(2)170 136 2 45
2.00000111 8(2)4 2 1 4
3.00001111 4(2)12 6 2 4
4.00110011 4(1)1 0 0 1
5.01010101 1(2)2 0 0 1
total NATs = 18
L=9
1.000000000 1(2)332 222 3 76
2.000001111 9(2)8 5 1 4
3.000011111 9(2)12 10 1 6
total NATs = 19
L=10
1.0000000000 1(2)552 430 3 126
2.0000001111 10(2)19 8 1 5
3.0000011111 5(2)20 40 1 6
4.0000111111 5(2)20 40 1 6
5.0101010101 1(2)2 0 0 1
total NATs = 27
L=11
1.00000000000 1(2)1014 770 3 210
2.0000000111 11(2)18 14 2 7
3.0000001111 11(2)36 30 2 12
4.0000011111 11(2)40 38 1 20
total NATs = 34
L=12
1.000000000000 1(2)1756 1514 3 338
2.000000001111 12(2)30 26 3 19
3.000000011111 12(2)50 44 3 19
4.000000111111 12(2)68 54 2 28
5.000001111111 6(2)90 68 3 29
6.000111000111 12(2)2 0 0 1
7.001100100111 4(1)3 0 0 1
8.001100110011 3(2)3 0 0 1
9.001101001101 3(2)3 0 0 1
10.010101010101 1(2)2 0 0 1
total NATs = 57
L=13
1.0000000000000 1(2)3174 2626 4 534
2.000000000111 13(2)54 44 4 21
3.000000001111 13(2)76 82 4 21
4.000000011111 13(2)96 104 2 47
5.000001111111 13(2)114 96 2 39
6.000111000111 13(2)2 0 0 1
total NATs = 66
L=14
1.00000000000000 1(2)5546 4690 4 869
2.00000000001111 14(2)99 82 5 35
3.00000000011111 14(2)164 146 5 35
4.00000000111111 14(2)202 174 3 75
5.00000001111111 14(2)282 182 3 75
6.01111100000000 7(2)235 190 4 56
7.00000111000111 14(2)2 0 0 1
8.00001110001111 7(2)6 4 1 3
9.00001110011101 14(2)2 0 0 1
10.01010101010101 1(2)2 0 0 1
total NATs = 100
L=15
1.000000000000000 1(2)9788 8466 5 1414
2.00000000000111 15(2)168 146 5 77
3.00000000000111 15(2)314 276 5 89
4.00000000000111 15(2)440 352 5 122
5.00000000011111 15(2)550 368 5 122
6.00000001111111 15(2)720 378 4 122
7.00000111000000 15(2)7 0 1 5
8.00000111000111 15(2)10 8 1 5
9.00000111000111 15(2)8 6 1 4
10.00000111000111 15(2)8 6 1 4
11.00001110000111 15(2)10 8 1 5
total NATs = 151
```


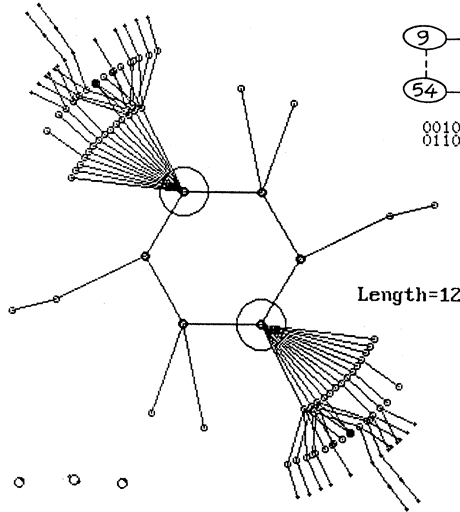

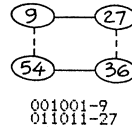
3
4
5
6
7
8
9
10
11
12
13
14
15



λ ratio = .6875 Z = .6875

0001011001101000-0110100010000001-rule
= 5-code 9 -001001

375941249
Length=3 -16



5-code 9 =001001
ty. at no(p)s g ml mp

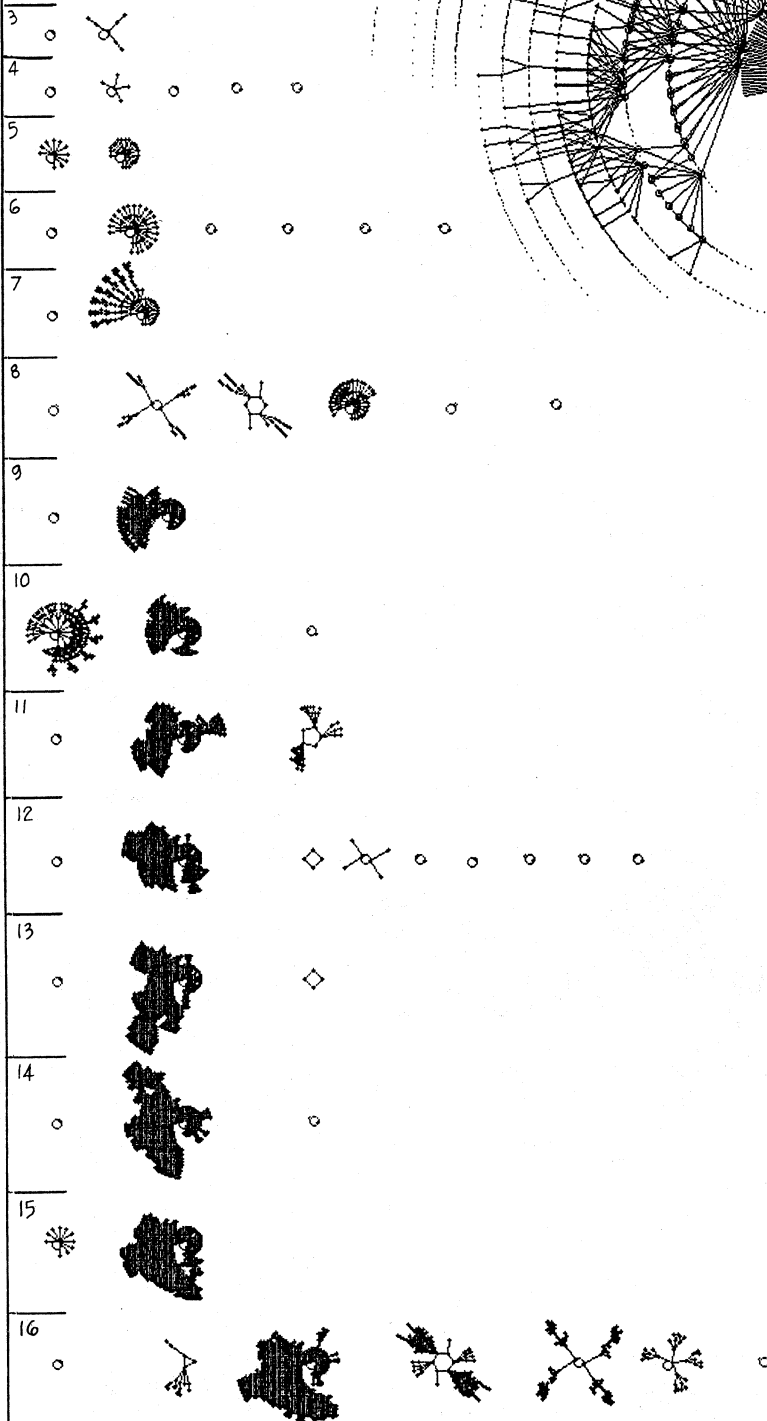
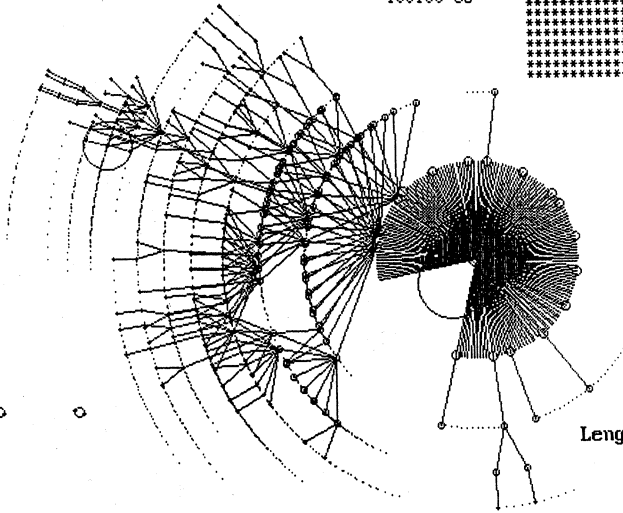

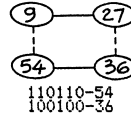
L=3	1.000 1(2)5 3 1 4	total NATs = 4
L=4	1.0000 1(2)10 4 2 5	total NATs = 5
L=5	1.00000 1(2)32 30 1 21	total NATs = 1
L=6	1.000000 1(2)23 21 1 22	total NATs = 27
L=7	1.0000000 1(2)65 28 3 22	total NATs = 17
L=8	1.00000000 1(2)186 76 8 29	total NATs = 9
L=9	1.000000000 1(2)509 252 9 49	total NATs = 4
L=10	1.0000000000 1(2)902 670 6 91	total NATs = 8
L=11	1.00000000000 1(2)1234 770 7 122	total NATs = 12
L=12	1.000000000000 1(2)1759 979 13 170	total NATs = 69
L=13	1.0000000000000 1(2)5163 2808 13 235	total NATs = 53
L=14	1.00000000000000 1(2)6253 3710 15 358	total NATs = 61
L=15	1.000000000000000 1(2)2120 1473 7 579	total NATs = 34
L=16	1.0000000000000000 1(2)4474 2860 11 845	total NATs = 41

λ ratio = .6875 Z = .6875

1110100110010111-1001011101111110-rule
= 5-code 54 -110110

3919026046

Length=30-16



5-code 54 =110110

ty. at no(p)s g ml mp

```

L= 3
1.000 1(1)1 0 0 1
2.111 1(1)7 3,2 4
total NATs = 2
L= 4
1.0000 1(1)1 0 0 1
2.1111 1(1)5 4 0 0 0
3.0011 1(2)1 0 0 0 0 1
4.0111 2(2)2 0 0 0 1
total NATs = 9
L= 5
1.00000 1(1)11 10 1 11
2.11111 1(1)21 20 1 21
total NATs = 2
L= 6
1.000000 1(1)1 0 0 1
2.111111 1(2)25 20 2 22
3.001011 3(2)2 0 0 0 1
4.001011 3(2)2 0 0 0 1
5.001011 3(2)2 0 0 0 1
6.010101 1(2)2 0 0 1
total NATs = 12
L= 7
1.0000000 1(1)1 0 0 1
2.1111111 1(1)27 56 1 9 22
total NATs = 2
L= 8
1.00000000 1(1)1 0 0 1
2.10111011 2(2)30 5 3
3.11001111 4(6)30 5 4
4.00111011 1(1)69 52 2 29
5.00110101 1(2)2 0 0 1
6.01010101 1(2)2 0 0 1
total NATs = 13
L= 9
1.000000000 1(1)1 0 0 1
2.111111111 1(1)511 252 9 49
total NATs = 2
L= 10
1.0000000000 1(1)121 120 6 12
2.1111111111 1(1)831 630 6 91
3.01010101 1(2)2 0 0 1
total NATs = 3
L= 11
1.00000000000 1(1)1 0 0 1
2.11111111111 1(1)1541 869 10 122
3.00000000011 1(1)546 29 3 11
total NATs = 13
L= 12
1.000000000000 1(1)1 0 0 1
2.111111111111 1(1)4007 2203 13 170
3.000110001111 12(4)4 0 0 1
4.000110001111 3(2)6 4 1 3
5.001010010111 3(2)2 0 0 1
6.001100100111 4(1)1 0 0 1
7.001010010111 4(1)1 0 0 1
8.010101010101 1(2)2 0 0 1
9.011010101011 2(2)2 0 0 1
total NATs = 30
L= 13
1.0000000000000 1(1)1 0 0 1
2.1111111111111 1(1)8137 4498 22 235
3.0000010110111 13(4)4 0 0 1
total NATs = 15
L= 14
1.00000000000000 1(1)1 0 0 1
2.11111111111111 1(1)16381 9646 19 358
3.01010101010101 1(2)2 0 0 1
total NATs = 3
L= 15
1.000000000000000 1(1)11 10 1 11
2.111111111111111 1(1)32757 23408 14 579
total NATs = 2
L= 16
1.0000000000000000 1(1)1 0 0 1
2.1011000000011011 16(3)19 3 5
3.1001100110011111 4(6)229 116 8 26
4.1001100110011101 2(2)12 20 3 5
5.1101101110110101 2(2)12 20 3 5
6.0101010101010101 1(2)2 0 0 1
total NATs = 29

```


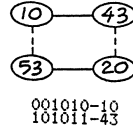

0001011001101001-0110100110010110-rule

376007062


= 5-code 10 -001010

Length=3 -16

λ ratio = .9375 Z = .9375



3
4
5
6
7
8
9
10
11
12
13
14
15
16





5-code 10 =001010
 ty. at no(p)s g ml mp
 L= 3
 1.000 1(1)2 1 1 2
 2.001 1(1)1 0 0 1
 3.011 2(2)1 0 0 1
 total NATs = 7
 L= 4
 1.0000 1(1)2 1 1 2
 2.0001 4(2)2 0 0 1
 3.0011 2(2)2 0 0 1
 4.0101 2(2)2 0 0 1
 total NATs = 9
 L= 5
 1.00000 1(1)3 2 1 1 7
 total NATs = 1
 L= 6
 1.000000 1(1)14 7 2 8
 2.000101 2(2)2 0 0 1
 3.000111 6(3)1 0 0 1
 4.000111 6(3)2 0 0 1
 5.001101 6(3)2 0 0 1
 6.001111 6(3)2 0 0 1
 7.010101 2(2)2 0 0 1
 8.010111 2(2)2 0 0 1
 9.011011 2(2)2 0 0 1
 10.011011 2(2)2 0 0 1
 total NATs = 33
 L= 7
 1.0000000 1(1)100 15 12 9
 2.0001011 1(7)7 0 0 1
 3.0001101 1(7)7 0 0 1
 4.0001101 1(7)7 0 0 1
 5.0011011 1(7)7 0 0 1
 total NATs = 5
 L= 8
 1.00000000 1(1)50 9 6 10
 2.01000100 4(2)10 2 4 4
 3.01110000 4(4)12 2 4 4
 4.00000101 4(4)4 0 0 1
 5.00110011 2(2)2 0 0 1
 6.00110011 2(2)2 0 0 1
 7.01101011 2(2)2 0 0 1
 8.01101011 2(2)2 0 0 1
 total NATs = 41
 L= 9
 1.000000000 1(1)254 37 12 11
 2.000001011 9(7)14 1 7 2
 3.000001101 9(7)14 1 7 2
 4.001001011 3(1)1 0 0 1
 5.01101011 3(1)1 0 0 1
 total NATs = 25
 L= 10
 1.0000000000 1(1)712 550 5 17
 2.1010101010 2(1)156 130 3 13
 total NATs = 3
 L= 11
 1.00000000000 1(1)2048 342 26 24
 total NATs = 1
 L= 12
 1.000000000000 1(1)62 31 3 32
 2.010100010100 3(2)74 24 4 5
 3.000111000000 6(4)62 20 7 4
 4.000000001010 6(4)2 4 4 4
 5.000000000111 12(4)13 3 4 3
 65.01011010111 3(2)2 0 0 1
 66.01011010111 3(1)1 0 0 1
 total NATs = 525
 L= 13
 1.0000000000000 1(1)223 79 8 41
 2.0101000010100 13(9)259 50 24 11
 3.0101010100001 13(9)100 12 26 14
 4.1010100000001 13(9)100 12 26 14
 5.0101000000000 13(9)44 6 18 3
 6.0000000100101 13(9)44 6 18 3
 7.0000000101111 13(9)22 4 9 3
 8.00000000110011 13(9)22 4 9 3
 9.00000000111011 13(9)9 0 0 1
 10.00000000111011 13(9)13 1 4 3
 11.00000000111011 13(9)13 1 4 3
 total NATs = 131
 L= 14
 1.00000000000000 1(1)268 92 12 51
 2.01000000000100 14(16)224 9 5 3
 3.010000000001000 14(16)594 98 5 3
 4.010101010000001 14(16)100 12 26 14
 5.010000000101001 7(8)100 2 11 1
 6.01000000000100 2(14)1057 182 34 4
 7.00000001000100 2(14)1057 182 34 4
 8.00000001100111 2(14)14 0 0 1
 19.001101001101 1(7)7 0 0 1
 20.01010101010101 2(1)1 0 0 1
 total NATs = 69
 L= 15
 1.000000000000000 1(1)302 285 2 77
 2.010000000001010 15(18)136 103 1 27 19
 3.010001000001111 1(75)3490 4110 16 14 14
 4.000110010100001 1(75)222 165 15 13 14
 5.01000011010001 1(75)222 165 15 13 14
 6.110000101001101 1(75)222 165 15 13 14
 7.01000010101010 1(75)222 165 15 13 14
 8.01000010101010 1(75)222 165 15 13 14
 9.1101010101010 3(1)7 1 35 4 13
 10.010010010010010 3(1)11 10 1 11
 total NATs = 28
 L= 16
 1.0000000000000000 1(1)690 185 12 90
 2.010000000001010 16(18)136 103 1 27 19
 3.010000000001000 16(18)136 103 1 27 19
 4.0100000000010101 8(8)1272 304 3 8 10
 5.0000000000000111 16(8)302 76 19 8 8
 6.00000000000001101 16(8)182 41 2 19 8 8
 7.00000000000001101 16(8)182 41 2 19 8 8
 8.0011000100000010 8(8)570 130 25 7 4 4
 9.0000000000000101 16(8)108 15 1 18 4 4
 10.000000000001101 16(8)108 15 1 18 4 4
 11.0000000000010101 4(40)364 80 2 2 2 2 2
 12.0000000000010101 4(40)364 80 2 2 2 2 2
 13.0000000000010101 4(40)364 80 2 2 2 2 2
 14.0000000000010101 4(40)364 80 2 2 2 2 2
 15.0000000000010101 4(40)364 80 2 2 2 2 2
 16.01101101000101 16(8)27 6 9 4 4 4 4 6
 17.0000000000011011 16(8)27 6 9 4 4 4 4 6
 18.0000000000011011 16(8)27 6 9 4 4 4 4 6
 19.010000010000001 4(4)18 8 2 12 4 4
 20.000000010000001 4(4)18 8 2 12 4 4
 63.0011001100110011 2(2)2 0 0 1
 64.01010101010101 2(1)1 0 0 1
 total NATs = 769

λ ratio = .9375 Z = .9375

1110100110010110-1001011001101001-rule
= 5-code 53 -110101

3918960233
Length=3 -6



5-code 53 = 110101
ty. at no(p)s g ml mp

L=3
1.111 1(1)2 1 1 2
2.001 3(2)2 0 0 1
total NATs = 4

L=4
1.1111 1(1)2 1 1 2
2.0001 2(2)2 0 0 1
3.0011 4(1)1 0 0 0 1
4.0111 2(2)2 0 0 0 1
total NATs = 10

L=5
1.11111 1(1)32 30 2 17
total NATs = 1

L=6
1.111111 1(1)8 7 1 8
2.000001 3(3)2 0 0 0 1
3.000011 6(3)2 0 0 0 1
4.000111 3(3)2 0 0 0 1
5.001001 3(3)2 0 0 0 1
6.001101 3(3)2 0 0 0 1
7.010101 1(2)2 0 0 0 1
total NATs = 29

L=7
1.1111111 1(1)100 15 13 9
2.0001011 1(4)14 0 0 1
3.0000111 1(4)14 0 0 1
total NATs = 3

L=8
1.11111111 1(1)26 9 3 10
2.00000001 8(4)4 0 0 1
3.10000111 4(4)12 2 4 2
4.00000101 8(4)4 0 0 1
5.00001101 8(4)4 0 0 1
6.00010001 2(8)4 0 0 1
7.01010110 2(2)14 4 0 1
8.00101001 4(2)14 0 0 1
9.00101001 4(2)14 0 0 1
total NATs = 50

L=9
1.111111111 1(1)182 28 11 11
2.000001011 9(2)28 2 3 2
3.000011111 9(7)8 1 1 2
4.001001001 3(2)2 0 0 1
total NATs = 22

L=10
1.1111111111 1(1)742 550 7 27
2.1010101010 1(2)282 250 2 13
total NATs = 2

L=11
1.11111111111 1(1)1762 320 22 24
2.10111001001 1(2)143 11 2 2
3.0011101001 1(2)143 11 2 2
total NATs = 3

L=12
1.111111111111 1(1)476 187 8 32
2.00000000101 12(2)8 1 4 2
3.000000000101 12(2)8 1 4 2
45.010101010101 1(2)2 0 0 1
56.01101010101 2(2)2 0 0 1
total NATs = 529

L=13
1.1111111111111 1(1)2342 443 17 41
2.00000000000001 13(9)359 50 30 5 1
3.01111010100 13(2)14 0 0 1
4.0111010100 13(2)14 0 0 1
5.00000000000001 13(2)14 0 0 1
6.00000000000001 13(2)14 0 0 1
7.01000000000001 13(2)14 0 0 1
8.00000000000001 13(2)14 0 0 1
9.00000000000001 13(2)14 0 0 1
10.00000000000001 13(2)14 0 0 1
11.00000000000001 13(2)14 0 0 1
12.00000000000001 13(2)14 0 0 1
13.00000000000001 13(2)14 0 0 1
14.00000000000001 13(2)14 0 0 1
15.01010101010101 1(2)2 0 0 1
total NATs = 50

L=14
1.11111111111111 1(1)4730 2625 43 51
2.01101010101010 14(1)12 5 2
3.11010101010100 3(2)527 4175 34 19
4.000000000000010 14(2)24 10 13 3
5.000000000000001 2(14)14 0 0 1
6.01100000000000 2(14)12 14 0 2
7.01010100000000 2(14)14 0 0 1
8.00000000000001 2(14)14 0 0 1
9.00000000000001 2(14)14 0 0 1
10.00000000000001 2(14)14 0 0 1
11.00000000000001 2(14)14 0 0 1
12.00000000000001 2(14)14 0 0 1
13.00000000000001 2(14)14 0 0 1
14.00000000000001 2(14)14 0 0 1
15.01010101010101 1(2)2 0 0 1
total NATs = 50

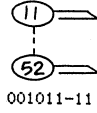

L=15
1.111111111111111 1(1)10412 7470 17 27
2.110101010101010 3(2)527 4175 34 19
3.10111010101010 1(8)30 4530 7 14
4.01101010101010 1(8)30 4530 7 14
5.101110000000010 1(30)435 330 5 12
6.00111010101000 15(2)15 6 8 1
7.00000000000000 15(15)15 6 8 1
8.00000000000000 15(15)15 6 8 1
9.00000000000000 15(15)15 6 8 1
10.00000000000000 15(15)15 6 8 1
total NATs = 44

L=16
1.1111111111111111 1(1)36010 8585 40 90
2.010010110100100 16(8)727 164 23 13
3.011010101010101 2(2)609 148 14 8
4.011010101010101 16(8)89 9 10 4
5.110111000000100 16(8)39 9 10 4
6.110111000000100 8(8)16 4 2 3
7.000000000000001 8(8)16 4 2 3
71.0011001001001001 4(1)1 0 0 1
72.0101010101010101 1(2)2 0 0 1
total NATs = 820

λ ratio = 1 Z = .875

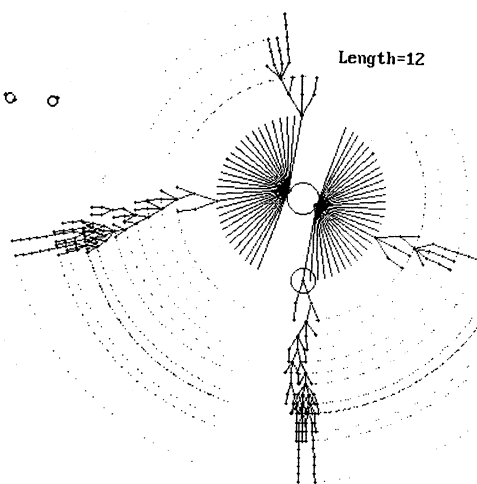
0001011001101001-0110100110010111-rule 376007063
 = code 11 -001011 Length=3 -16

3
4
5
6
7
8
9
10
11
12
13
14
15
16



```
*****
*****
*****
*****
*****
*****
*****
*****
*****
*****
```

Length=12

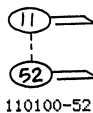


```
5-code 11 =001011
ty. at no(p)s g ml mp
L= 3
1.000 1(2)2 0 0 1
2.001 3(1)1 0 0 1
3.011 3(1)1 0 0 1
total NATs = 7
L= 4
1.0000 1(2)2 0 0 1
2.0001 4(2)2 0 0 1
3.0011 5(1)1 0 0 1
4.0101 2(1)1 0 0 1
total NATs = 9
L= 5
1.00000 1(2)32 30 1 16
total NATs = 1
L= 6
1.000000 1(2)14 12 1 7
2.000011 3(2)2 0 0 1
3.000101 3(2)2 0 0 1
4.000110 5(1)1 0 0 0 1
5.001001 6(2)2 0 0 0 1
6.001011 6(2)2 0 0 0 1
7.001111 3(2)2 0 0 0 1
8.010111 3(2)2 0 0 0 1
9.010111 3(2)2 0 0 0 1
10.010111 3(1)1 0 0 1
total NATs = 33
L= 7
1.0000000 1(2)100 28 6 8
2.0000101 1(7)7 0 0 1
3.0000101 1(7)7 0 0 1
4.0000101 1(7)7 0 0 1
5.0011001 1(7)7 0 0 1
total NATs = 5
L= 8
1.00000000 1(2)50 16 3 9
2.01110000 4(4)12 4 4 3
3.10000000 8(4)4 4 4 3
4.00001011 8(4)4 4 4 3
5.00001101 8(4)4 4 4 3
6.00001011 8(4)4 4 4 3
7.00110011 3(1)1 0 0 1
8.01010101 2(1)1 0 0 1
total NATs = 37
L= 9
1.000000000 1(2)110 36 5 10
2.000000011 9(14)16 3 2 1 2
3.000001011 9(8)14 3 2 1 2
4.000001011 12(8)12 2 2 2
5.0010010101 3(3)2 0 0 1
6.0101010111 3(3)2 0 0 1
7.0101010111 3(1)1 0 0 1
total NATs = 309
L= 10
1.0000000000 1(2)7282 2002 31 40
2.011110100001 13(2)34 5 7 4
3.000001001011 13(2)34 5 7 4
4.110110001100 15(2)182 26 2
5.0000011001011 15(2)182 26 2
6.000001101001 13(2)4 2 1 2
total NATs = 42
L= 11
1.0000000000000 1(2)11076 3514 24 50
2.0111110100001 17(2)1219 66 20 5
3.000001001011 17(2)1219 66 20 5
4.000001001011 14(2)26 10 11
5.000001101001 14(2)26 10 11
6.011110011000 7(12)88 20 11
7.0111100011000 7(12)88 20 11
8.0000100111011 2(7)7 0 0 1
9.000010111001 2(7)7 0 0 1
10.0001011000101 2(7)7 0 0 1
11.000101000101 2(7)7 0 0 1
12.001011001011 1(7)7 0 0 1
13.001011001011 1(7)7 0 0 1
14.010101010101 2(1)1 0 0 1
total NATs = 74
L= 12
1.00000000000000 1(2)24332 16620 30 76
2.01011110100000 15(2)154 112 19 8
3.01111101000001 15(2)44 36 4 14
4.00000000100101 15(2)138 88 19 9
5.00000001011110 15(2)138 88 19 9
6.00000001011110 14(2)26 10 11
7.00000001011001 14(2)26 10 11
8.00000001011001 11(15)180 105 5 8
9.00000001011001 11(15)180 105 5 8
10.110000101001101 11(15)180 105 5 8
11.00000100111010 1(30)30 0 1
12.00001011001010 1(30)30 0 1
13.0000010111001 1(30)30 0 1
total NATs = 73
L= 13
1.000000000000000 1(2)46290 15408 40 89
2.010111101000000 16(2)198 58 19 7
3.00000000100101 16(2)378 112 21 8
4.00000000100101 16(2)378 112 21 8
5.100000001011110 16(2)378 112 21 8
6.00000000101001 16(2)378 112 21 8
7.10000000101001 16(2)378 112 21 8
8.00000000101101 16(2)378 112 21 8
9.101101101101101 4(2)134 44 16 5
10.00001100001101 8(8)110 22 4 4
11.000000010000101 7(12)88 20 11
12.100001110000111 4(4)84 20 4 4
13.0000000101000101 11(28)224 44 4 3
14.000000010111001 11(28)224 44 4 3
15.011111010111010 11(28)224 44 4 3
16.000001001001101 11(28)224 44 4 3
17.000001011111001 11(28)224 44 4 3
18.000001011111001 11(28)224 44 4 3
19.000001010101011 16(48)8 0 0 1
20.000001010000101 16(48)8 0 0 1
21.000001010000101 16(48)8 0 0 1
22.00010110001011 16(48)8 0 0 1
23.00110010010011 2(2)2 0 0 1
24.01010101010101 2(1)1 0 0 1
total NATs = 151
```



λ ratio = 1 Z = .875

1110100110010110-1001011001101000-rule
= 5-code 52 -110100

3918960232
Length=1 -16



110100-52



Length=12

5-code 52 =110100

ty. at no(p)s g ml mp

```

L= 3
1.000 1(1)1 0 0 0 1
2.001 3(2)2 0 0 0 1
total NATs = 5
L= 4
1.0000 1(1)1 0 0 0 1
2.0001 2(2)2 0 0 0 1
3.0011 4(1)1 0 0 0 1
4.0101 1(2)2 0 0 0 1
5.0111 2(1)2 0 0 0 1
total NATs = 11
L= 5
1.00000 1(1)15 15 1 15
2.00001 1(1)15 15 1 15
total NATs = 2
L= 6
1.000000 1(1)17 6 1 7
2.000011 6(2)2 0 0 1
3.010101 1(2)2 0 0 1
4.011111 1(1)7 6 1 7
total NATs = 2
L= 7
1.0000000 1(1)19 14 0 0 0 0
2.0000111 1(1)19 14 0 0 0 0
3.0001011 1(1)19 14 0 0 0 0
4.0001101 1(1)19 14 0 0 0 0
5.0001111 1(1)19 14 0 0 0 0
6.0001011 1(1)19 14 0 0 0 0
7.0010010 1(1)19 14 0 0 0 0
8.0010011 4(1)19 14 0 0 0 0
9.0010101 1(1)19 14 0 0 0 0
10.0101010 1(1)19 14 0 0 0 0
total NATs = 39
L= 9
1.000000000 1(1)25 18 5 10
2.000000011 1(1)25 18 5 10
3.000000101 9(8)14 2 2 2
4.000001001 9(8)14 2 2 2
5.000011111 9(7)15 1 6 5 2
6.000100101 3(2)2 0 0 1 10
7.001001001 3(2)2 0 0 1 10
total NATs = 41
L= 10
1.0000000000 1(1)246 170 5 26
2.1010101010 1(2)52 340 56 14
3.1111111111 1(1)246 170 5 26
total NATs = 3
L= 11
1.00000000000 1(1)1024 252 20 23
2.1111111111 1(1)1024 252 20 23
total NATs = 2
L= 12
1.000000000000 1(1)1363 486 10 31
2.10000101110 12(1)79 2 2 4
3.10000101110 12(1)79 2 2 4
4.000001010011 12(8)12 2 2 2
5.000101001101 3(2)2 0 0 1
6.010101010101 3(2)2 0 0 1
7.010101010101 3(2)2 0 0 1
total NATs = 311
L= 13
1.0000000000000 1(1)3241 1001 31 40
2.1111111111111 1(1)3241 1001 31 40
3.1000001011110 13(1)17 3 7 4
4.1000001011110 13(1)17 3 7 4
5.00000010010110 13(3)17 2 2 2
6.00000010001100 13(2)18 2 2 2
7.00000011001011 13(2)18 2 2 2
8.00001010111101 13(2)18 2 2 2
9.00001010111101 13(2)18 2 2 2
10.0000100111011 13(1)14 0 0 1
11.0000101111001 13(1)14 0 0 1
12.00010100010101 13(1)14 0 0 1
13.00010100010101 13(1)14 0 0 1
14.01010101010101 1(2)2 0 0 1
total NATs = 56
L= 15
1.00000000000000 1(1)1266 8310 30 76
2.10100001011111 15(1)177 6 6 14
3.11111111111111 15(1)1266 8310 30 76
4.100000001011110 15(1)122 18 3 4
5.100000001011110 15(1)122 18 3 4
6.000000010010111 15(1)109 3 5 3
7.000000010010111 15(1)109 3 5 3
8.000000010010111 15(1)109 3 5 3
9.000000010010111 15(1)109 3 5 3
10.0000010011011 15(1)14 0 0 1
11.0000101111001 15(1)14 0 0 1
12.00010100010101 15(1)14 0 0 1
13.00010100010101 15(1)14 0 0 1
14.01010101010101 1(2)2 0 0 1
total NATs = 91
L= 16
1.000000000000000 1(1)2145 7704 40 89
2.101000010111111 16(1)177 6 6 14
3.11111111111111 16(1)2145 7704 40 89
4.100000001011110 16(1)122 18 3 4
5.100000001011110 16(1)122 18 3 4
6.000000010010111 16(1)109 3 5 3
7.000000010010111 16(1)109 3 5 3
8.000000010010111 16(1)109 3 5 3
9.000000010010111 16(1)109 3 5 3
10.0000010011011 16(1)14 0 0 1
11.0000101111001 16(1)14 0 0 1
12.0000101111001 16(1)14 0 0 1
13.00010100010101 16(1)14 0 0 1
14.00010100010101 16(1)14 0 0 1
15.00010100010101 16(1)14 0 0 1
16.01010101010101 1(2)2 0 0 1
total NATs = 193

```

206

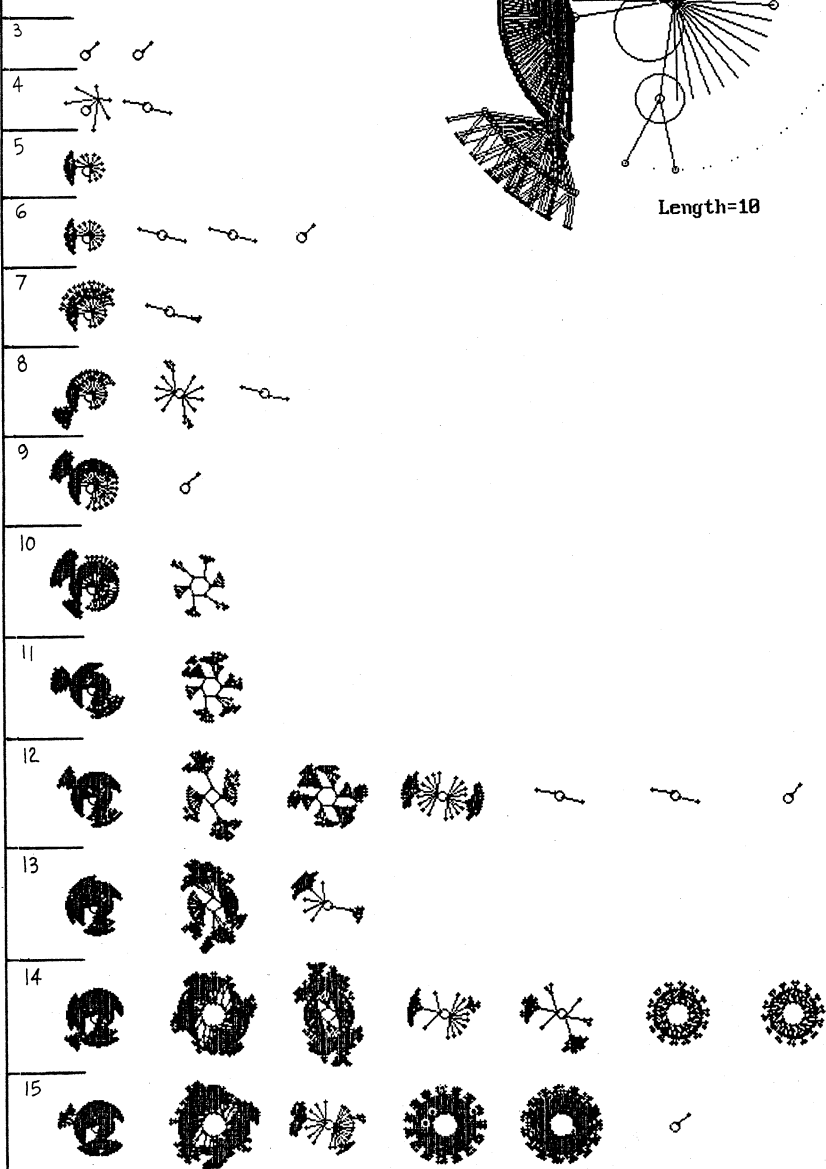
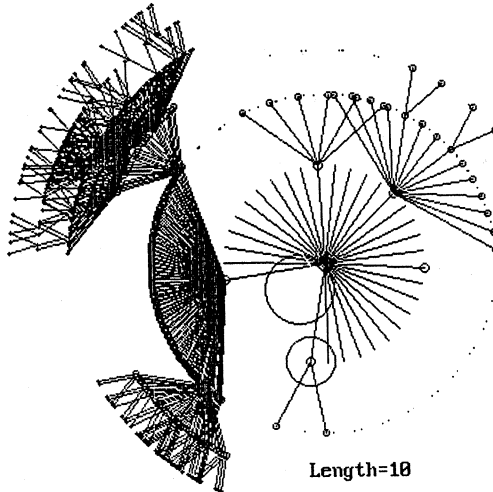

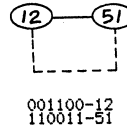
intentionally blank

λ ratio = .75 $Z = .5$

0001011101111110-0111111011101000-rule
= 5-code 12 -001100

394165992

Length=3 -15



5-code 12 = 001100
ty. at no(p)s g ml mp

L=3
1. 000 1(1)2 1 1 2
2. 110 3(1)2 1 1 2
total NATs = 4

L=4
1. 0000 1(1)8 6 2 6
2. 0001 2(2)4 2 1 2
total NATs = 3

L=5
1. 00000 1(1)32 30 2 20
total NATs = 1

L=6
1. 000000 1(1)34 32 2 20
2. 100111 3(2)4 2 1 2
3. 010110 3(2)2 2 1 2
total NATs = 10

L=7
1. 0000000 1(1)86 70 3 16
2. 1000111 7(2)6 3 2 2
total NATs = 8

L=8
1. 00000000 1(1)168 122 6 30
2. 10001111 4(2)20 14 3 6
3. 00010001 2(2)4 2 1 2
total NATs = 7

L=9
1. 000000000 1(1)506 369 6 54
2. 110110110 3(1)2 1 1 2
total NATs = 4

L=10
1. 0000000000 1(1)824 672 6 122
2. 1000000111 5(6)40 28 3 6
total NATs = 6

L=11
1. 00000000000 1(1)1750 524 6 154
2. 10000000111 1(16)118 94 3 20
total NATs = 12

L=12
1. 0000000000000 1(1)986 870 5 204
2. 100000001100 6(4)168 122 6 18
3. 1000000001111 6(6)264 212 4 20
4. 110011110001 7(2)52 7 3 22
5. 000100010001 3(2)164 132 4 20
6. 01011010111 3(2)4 2 1 2
7. 11011010110 3(1)2 1 1 2
total NATs = 24

L=13
1. 0000000000000 1(1)1380 1274 3 312
2. 1100000001100 13(4)422 335 7 34
3. 100001111001 13(2)102 86 4 24
total NATs = 27

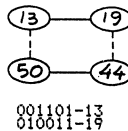
L=14
1. 00000000000000 1(1)2398 2242 5 548
2. 100000000000111 7(14)888 726 5 62
3. 11000000011000 7(4)844 708 8 46
4. 1110001110001 7(2)52 7 3 22
5. 100001111001 14(2)76 38 4 10
6. 100001111001 1(14)112 84 2 6
7. 1000011001111 1(14)112 84 2 6
total NATs = 38

L=15
1. 000000000000000 1(1)3962 3780 5 950
2. 1000000000000111 15(14)668 1419 6 102
3. 110001110001 15(2)104 85 4 16
4. 11000011001111 1(45)110 870 4 14
5. 10000011111001 1(45)110 870 4 14
6. 1101101101010 3(1)2 1 1 2
total NATs = 35

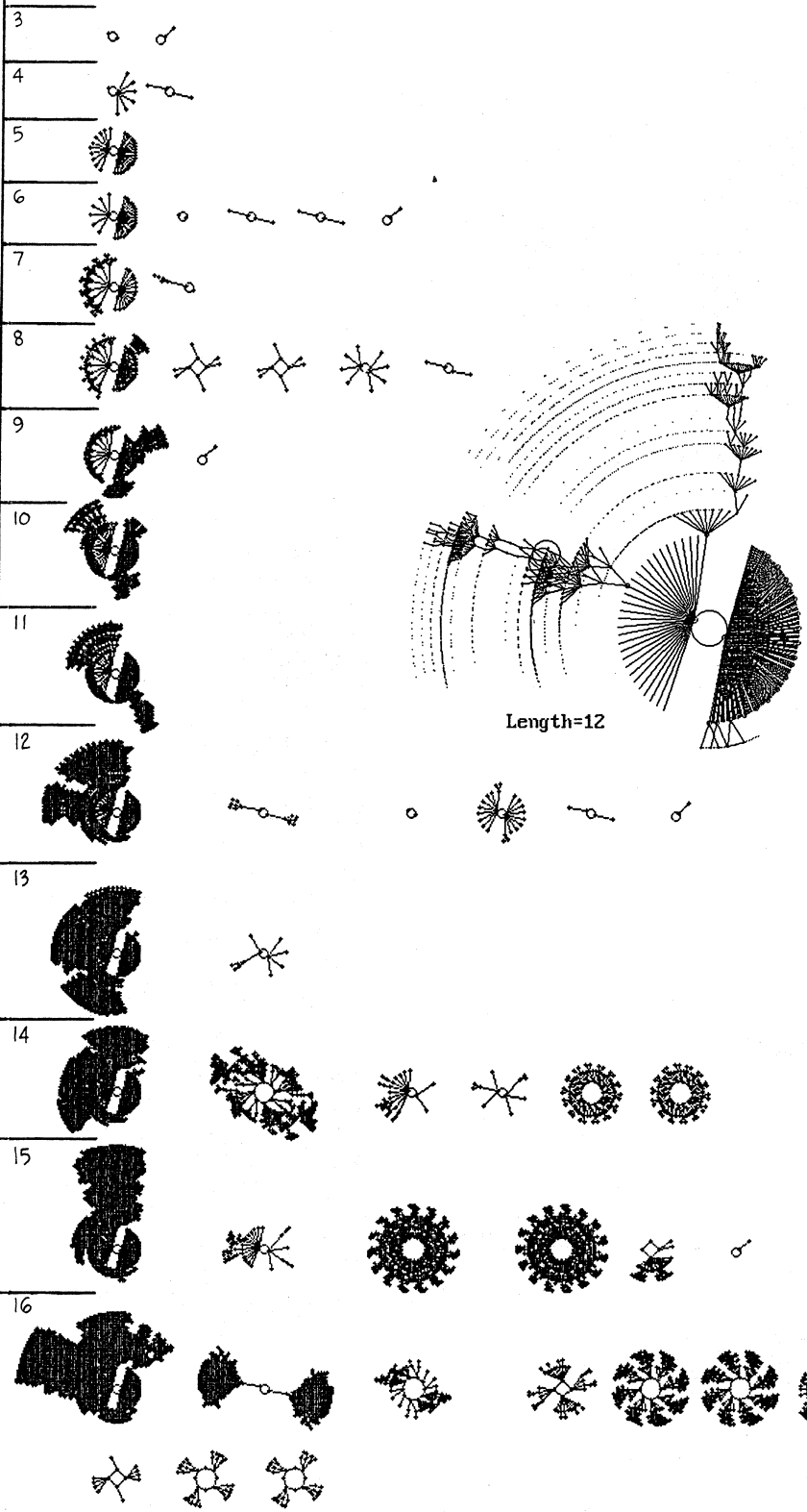
λ ratio = .6875 Z = .5625

0001011101111110-0111111011101001-rule
= 5-code 13 -001101

394165993
Length=3 -16

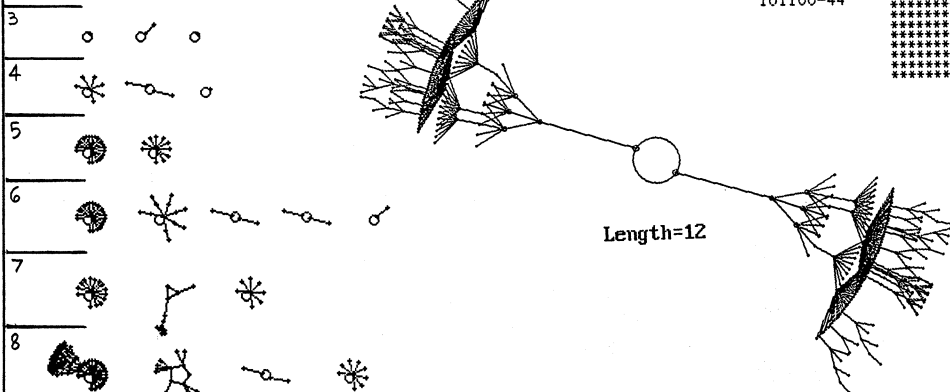

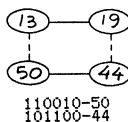


```
*****-*****  
*****-*****  
*****-*****  
*****-*****  
*****-*****  
*****-*****  
*****-*****  
*****-*****  
*****-*****  
*****-*****  
*****-*****  
*****-*****
```




```
5-code 13 =001101  
ty. at no(p) s g ml mp  
L= 3  
1.000 1(2)2 0 0 1  
2.110 3(1)2 1 1 2  
total NATs = 4  
L= 4  
1.0000 1(2)8 6 1 7  
2.0001 2(2)4 2 1 2  
total NATs = 3  
L= 5  
1.00000 1(2)32 30 1 21  
total NATs = 1  
L= 6  
1.000000 1(2)28 26 1 21  
2.000001 3(2)20 0 0 1  
3.001111 3(2)4 2 1 1  
4.101110 3(1)2 1 1 1  
total NATs = 13  
L= 7  
1.0000000 1(2)79 63 3 15  
2.1100111 7(2)7 2 4 15  
total NATs = 8  
L= 8  
1.00000000 1(2)128 90 4 31  
2.00111000 4(2)10 6 3 3  
3.00000111 4(2)10 6 3 3  
4.00011000 4(2)10 6 3 3  
5.00010001 2(2)4 2 1 2  
total NATs = 15  
L= 9  
1.000000000 1(2)506 324 9 55  
2.110110110 3(1)2 1 1 2  
total NATs = 4  
L= 10  
1.0000000000 1(2)1024 697 9 123  
total NATs = 1  
L= 11  
1.00000000000 1(2)2048 1419 14 155  
total NATs = 1  
L= 12  
1.000000000000 1(2)3968 2778 17 205  
2.000100010001 2(2)16 6 3 3  
3.000001000001 3(2)2 0 0 1  
4.100111001111 4(2)24 20 3 10  
5.011110101111 4(2)24 20 3 10  
6.110110110110 3(1)2 1 1 2  
total NATs = 15  
L= 13  
1.0000000000000 1(2)8036 5837 14 313  
2.001110011111 13(2)12 7 3 5  
total NATs = 14  
L= 14  
1.00000000000000 1(2)2685 7268 14 549  
2.00000000000001 7(2)37 20 4 12 36  
3.0011110011111 7(2)37 20 4 12 36  
4.00111000111111 14(2)15 8 2 4 4  
5.00100011111100 1(14)98 70 2 6  
total NATs = 31  
L= 15  
1.000000000000000 1(2)29702 23280 32 951  
2.00111100111111 15(2)56 56 5 15  
3.01111100110000 1(30)27 36 480 6 8  
4.00000001110001 15(4)56 48 3 20  
5.11011011011010 3(1)2 1 1 2  
total NATs = 36  
L= 16  
1.0000000000000000 1(2)47280 36938 30 1423  
2.0100010001000100 2(2)74 36 56 2 14 79  
3.00111000011000 4(2)50 30 4 10  
4.101010000011111 2(8)360 264 4 11  
5.011010111110000 2(8)360 264 4 11  
6.000000110000011 4(4)14 10 1 5  
7.000000110000011 4(4)14 10 1 5  
8.000000110000011 4(4)14 10 1 5  
9.000000110000011 4(4)14 10 1 5  
10.000000110000011 4(8)40 20 2 4  
total NATs = 53
```

λ ratio = .6875 Z = .5625 1110100010000001-1000000100010110-rule 3900001302
 = 5-code 50 -110010 Length=3 -16



- 3
- 4
- 5
- 6
- 7
- 8
- 9
- 10
- 11
- 12
- 13
- 14
- 15
- 16



5-code 50 =110010
 ty. at no(p)s g ml mp

L=3
 1.000 1(1)1 0 0 1
 2.111 1(1)1 0 0 1
 3.101 2(2)4 2 1 2
 4.111 1(1)1 0 0 1
 total NATs = 5

L=4
 1.0000 1(1)7 6 1 7
 2.1011 2(2)4 2 1 2
 3.1111 1(1)1 0 0 1
 total NATs = 4

L=5
 1.00000 1(1)21 20 1 21
 2.11111 1(1)11 10 1 11
 total NATs = 2

L=6
 1.000000 1(1)21 20 1 21
 2.111111 1(1)13 6 2 7
 3.000011 3(2)4 2 1 2
 4.000101 3(2)4 2 1 2
 5.001001 3(1)2 1 1 2
 total NATs = 11

L=7
 1.0000000 1(1)15 14 1 15
 2.1111000 1(1)13 8 5 6
 3.111111 1(1)8 7 1 8
 total NATs = 9

L=8
 1.00000000 1(1)119 82 6 31
 2.00000001 8(5)15 10 1 5
 3.10111011 2(2)3 2 1 2
 4.1111011 1(1)9 8 1 9
 total NATs = 12

L=9
 1.000000000 1(1)289 207 4 55
 2.1111111 1(1)189 23 5 10
 3.00000011 9(3)6 2 3 2
 4.00000101 1(9)27 18 1 3
 5.00000010 1(1)2 1 1 2
 6.001001001 3(1)2 1 1 2
 total NATs = 16

L=10
 1.0000000000 1(1)613 467 5 123
 2.111111111 1(1)311 210 6 21
 3.000000101 10(8)10 2 1 2
 total NATs = 12

L=11
 1.00000000000 1(1)976 673 6 155
 2.111111111 1(1)749 302 7 23
 3.01101100000 1(1)333 20 5 8
 total NATs = 13

L=12
 1.000000000000 1(1)289 234 4 205
 2.11101101110 2(2)508 372 10 34
 3.00000000001 12(1)3120 79 4 18
 4.000000000101 6(4)28 20 2 10 31
 5.111111111 1(1)169 744 9 31
 6.00000010011 1(1)12 0 0 1
 7.00000011001 4(1)24 2 0 0 10
 8.01000011001 3(2)24 2 1 2
 9.000101000101 3(2)4 2 1 2
 10.001001001001 3(1)2 1 1 2
 total NATs = 33

L=13
 1.0000000000000 1(1)352 323 3 313
 2.0000000000001 12(4)354 302 7 52
 3.0000000000101 1(1)183 130 5 40
 4.11111111111 1(1)183 130 5 40
 total NATs = 28

L=14
 1.00000000000000 1(1)1011 884 7 549
 2.0001101110000 7(4)1284 980 20 70
 3.1100000001101 7(4)758 528 13 47
 4.0100000110000 7(4)70 48 4 20
 5.11000001100000 7(3)53 41 6 20
 6.1111111111111 1(1)288 175 5 50
 total NATs = 30

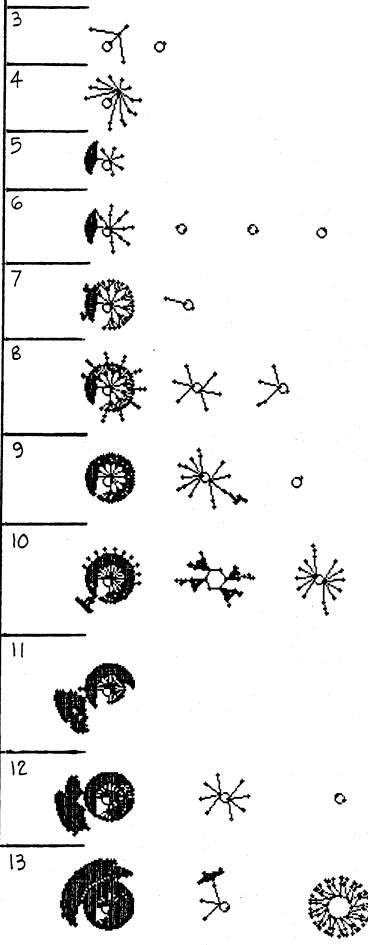
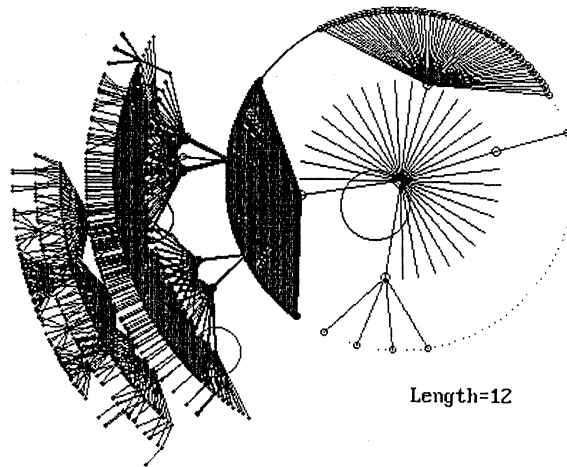

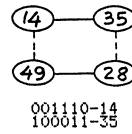
L=15
 1.000000000000000 1(1)30381 23915 33 951
 2.000000000001011 1(60)1110 720 11 11
 3.1111111111111 1(1)161 115 3 71
 4.1111111111111 1(1)161 115 3 71
 5.001001001001001 3(1)2 1 1 2
 total NATs = 7

L=16
 1.0000000000000000 1(1)16743 13090 21 1423
 2.001001111001000 8(1)23936 3056 21 180
 3.000000000000011 15(2)430 446 10 30
 4.0100000001110000 15(16)328 262 4 25
 5.1100000001100000 8(6)168 44 4 12
 6.1100000001100001 8(5)87 45 3 24
 7.0000000100000001 8(5)87 45 3 24
 8.111111111111111 1(1)809 536 8 89
 9.110110110110110 2(2)12 8 2 4
 total NATs = 68

λ ratio = .4375 Z = .3125

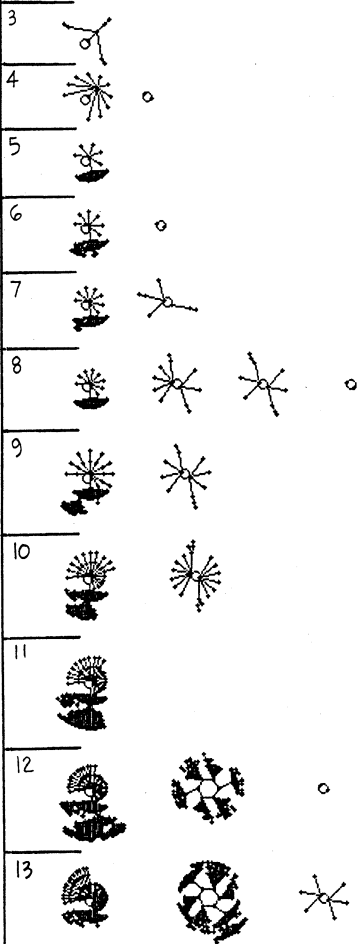
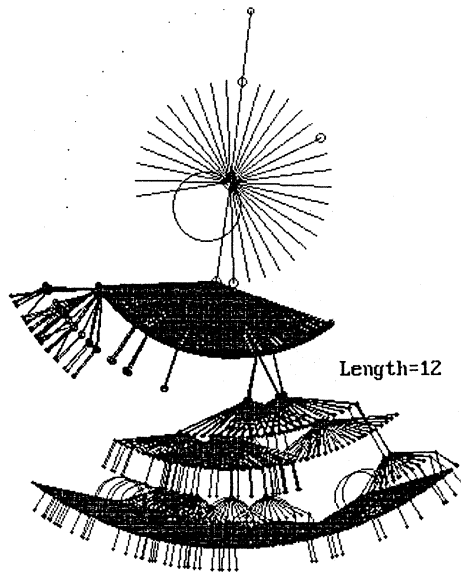

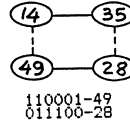
0001011101111111-0111111111111110-rule
= 5-code 14 -001110

394231806
Length=3 -13



5-code 14 =001110
ty. at no(p)s g ml mp
L= 3
1.000 1(1)5 3 2 3
2.011 3(1)1 0 0 1
total NATs = 4
L= 4
1.0000 1(1)16 10 3 10
total NATs = 1
L= 5
1.00000 1(1)32 30 2 25
total NATs = 1
L= 6
1.000000 1(1)49 41 2 35
2.010111 3(2)2 0 0 1
3.010111 3(2)2 0 0 1
4.011011 3(1)1 0 0 1
total NATs = 10
L= 7
1.0000000 1(1)107 84 3 56
2.1100111 7(2)3 1 1 2
total NATs = 8
L= 8
1.00000000 1(1)176 146 4 98
2.11000111 8(2)8 6 10 8
3.11001111 8(2)8 6 2 4
total NATs = 13
L= 9
1.000000000 1(1)284 273 2 183
2.110000111 9(2)25 14 6 7
3.011011011 3(1)1 0 0 1
total NATs = 13
L= 10
1.0000000000 1(1)664 612 5 347
2.1100000111 9(8)58 36 4 11
3.110000111 9(2)18 12 3 7
total NATs = 11
L= 11
1.00000000000 1(1)2048 1727 10 605
total NATs = 1
L= 12
1.000000000000 1(1)4057 3451 9 1063
2.11000111001 13(2)37 30 4 28
3.01011101011 3(2)2 0 0 1
4.01101101011 3(1)1 0 0 1
total NATs = 10
L= 13
1.0000000000000 1(1)7555 6656 7 1898
2.111000111001 13(2)37 30 4 28
3.110111100001 11(2)78 39 2 3
4.000001110111 1(13)78 39 2 3
total NATs = 16

λ ratio = .4375 Z = .3125 1110100010000000-1000000000000001-rule 3900735489
 = 5-code 49 -110001 Length=3 -13

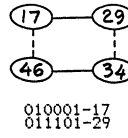


5-code 49 =110001
 ty. at no(p)s g ml mp
 L= 3
 1.111 1(1)8 3 3 3
 total NATs = 1
 L= 4
 1.1111 1(1)12 10 2 10
 2.0111 2(2)2 0 0 1
 total NATs = 3
 L= 5
 1.11111 1(1)32 30 2 25
 total NATs = 1
 L= 6
 1.111111 1(1)58 41 3 35
 2.000001 3(2)2 0 0 1
 total NATs = 4
 L= 7
 1.1111111 1(1)72 63 3 56
 2.0000001 7(2)8 4 2 4
 total NATs = 8
 L= 8
 1.11111111 1(1)108 106 2 98
 3.00000011 4(2)12 6 3 4
 4.01110111 2(2)2 0 0 1
 total NATs = 15
 L= 9
 1.111111111 1(1)325 327 6 183
 2.000000011 9(2)13 8 3 5
 total NATs = 10
 L= 10
 1.1111111111 1(1)214 772 6 347
 2.0011100000 5(2)22 16 3 8
 total NATs = 6
 L= 11
 1.11111111111 1(1)2048 1727 8 605
 total NATs = 1
 L= 12
 1.111111111111 1(1)2898 2539 9 1063
 2.000000000011 6(2)198 156 3 33
 3.000001000001 8(2)7 0 0 1
 4.01110110111 2(2)2 0 0 1
 total NATs = 12
 L= 13
 1.1111111111111 1(1)2199 2002 4 1898
 2.1100011000111 13(6)453 388 6 100
 3.0000001000001 13(2)8 6 1 4
 total NATs = 27

λ ratio = .375 Z = .375

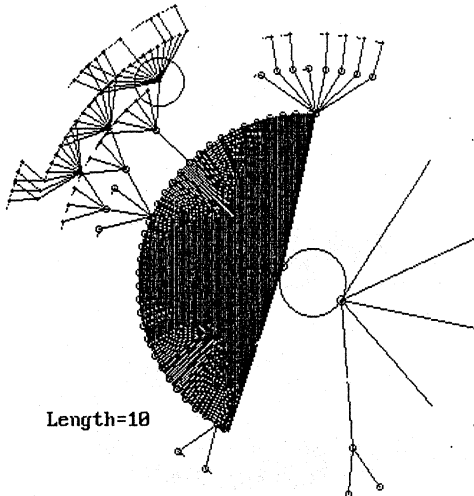
0110100010000000-1000000000000001-rule
= 5-code 17 -010001

1753251841
Length=3 -13



```
*****
*****
*****
*****
*****
*****
*****
*****
*****
*****
*****
*****
*****
*****
*****
*****
*****
*****
*****
*****
```

- 3
- 4
- 5
- 6
- 7
- 8
- 9
- 10
- 11
- 12
- 13


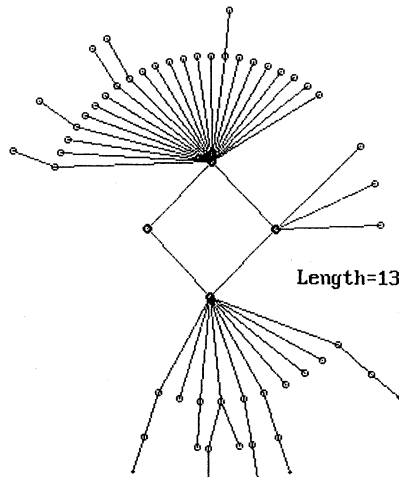

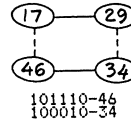


5-code 17 =010001
ty. at no(p)s g ml mp
L=3
1.000 1(2)8 3 2 4
total NATs = 1
L=4
1.0000 1(2)12 10 1 11
2.0111 2(2)2 0 0 1
total NATs = 3
L=5
1.00000 1(2)32 30 1 26
total NATs = 1
L=6
1.000000 1(2)52 35 2 36
2.000001 3(2)2 0 0 1
3.01111 3(2)2 0 0 1
total NATs = 7
L=7
1.0000000 1(2)72 56 3 57
2.0000001 7(2)8 4 2 4
total NATs = 8
L=8
1.00000000 1(2)116 98 3 99
2.00000001 8(2)13 8 3 6
3.0000001 4(2)5 8 1 4
4.0111011 4(2)2 0 0 1
total NATs = 15
L=9
1.000000000 1(2)386 309 5 184
2.00000001 9(2)14 8 4 5
total NATs = 10
L=10
1.0000000000 1(2)914 742 5 348
2.0011100000 5(2)22 16 3 7
total NATs = 6
L=11
1.00000000000 1(2)2048 1595 7 606
total NATs = 1
L=12
1.000000000000 1(2)4056 3291 7 1064
2.000001000001 3(2)10 4 2 3
3.01110110111 4(2)2 0 0 1
4.0111101111 3(2)2 0 0 1
total NATs = 9
L=13
1.0000000000000 1(2)8023 6604 8 1899
2.0000001000001 13(2)13 10 2 6
total NATs = 14

λ ratio = .375 Z = .375

1001011101111111-011111111111110-rule
= 5-code 46 -101110

2541715454
Length=3 -13



5-code 46 =101110

ty. at no(p)s g ml mp

```

L= 3
1.000 1(1)1 0 0 1
2.111 1(1)4 3 1 4
3.011 3(1)1 0 0 1
total NATs = 5
L= 4
1.0000 1(1)1 0 0 1
2.1111 1(1)15 10 2 11
total NATs = 2
L= 5
1.00000 1(1)6 5 1 6
2.11111 1(1)28 25 1 26
total NATs = 2
L= 6
1.000000 1(1)1 0 0 1
2.000001 6(2)2 0 0 1
3.000011 3(2)2 0 0 1
4.000111 3(2)2 0 0 1
5.010111 3(2)2 0 0 1
total NATs = 17
L= 7
1.0000000 1(1)1 0 0 1
2.1111111 1(1)92 63 4 57
3.0000011 7(2)5 3 1 4
total NATs = 9
L= 8
1.00000000 1(1)1 0 0 1
2.11111111 1(1)151 122 4 99
3.00000001 8(2)9 5 1 6
total NATs = 18
L= 9
1.000000000 1(1)1 0 0 1
2.111111111 1(1)472 363 7 184
3.000101111 1(9)188 9 1 2
4.010101011 3(1)1 0 0 1
total NATs = 7
L= 10
1.0000000000 1(1)146 130 3 10
2.1111111111 1(1)798 672 8 348
3.0001011111 1(30)40 10 1 2
4.0001110101 1(30)40 10 1 2
total NATs = 4
L= 11
1.00000000000 1(1)1 0 0 1
2.11111111111 1(33)65 33 1 4
3.00001011101 1(33)65 33 1 4
4.00001111011 1(33)65 33 1 4
5.00010111011 1(33)65 33 1 4
total NATs = 6
L= 12
1.000000000000 1(1)1 0 0 1
2.111111111111 1(1)2148 1935 6 1064
3.00000000001 6(16)178 135 5 33
4.01111101111 4(2)42 4 3 19
5.11001110011 4(2)16 8 1 5
6.11011110011 3(12)28 16 1 3
7.00000101111 12(4)4 0 1 1
8.11011001111 7(12)28 16 1 3
9.11111010101 6(4)34 26 1 3
10.00001011101 3(12)28 12 1 3
11.00001111011 3(12)28 12 1 3
12.00010111111 1(12)12 0 0 1
13.00011111011 1(12)12 0 0 1
14.01010101011 2(2)2 0 0 0 1
15.01010101011 2(2)2 0 0 0 1
total NATs = 55
L= 13
1.0000000000000 1(1)1 0 0 1
2.1111011011111 13(4)254 185 19 56
3.1011110110111 13(2)200 173 13 100
4.1101111100011 1(38)69 32 1 4
5.0000011011111 1(13)13 0 0 1
6.0000011011111 1(13)13 0 0 1
7.1101110001111 1(38)78 32 1 4
8.1101100011111 1(13)13 0 0 1
9.0000011101111 1(13)13 0 0 1
10.1111111101111 1(1)1925 1898 2 1899

```

214


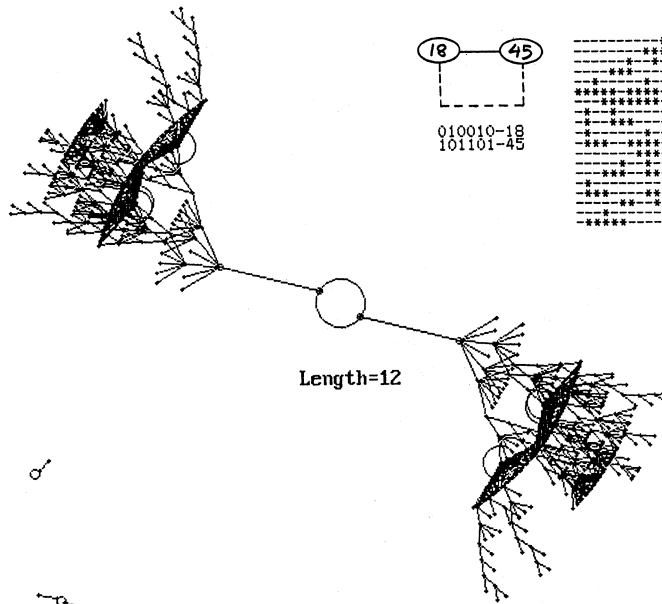

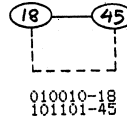
intentionally blank

λ ratio = .625 Z = .625

0110100010000001-1000000100010110-rule
= 5-code 18 -010010

1753317654

Length=3 -16



5-code 18 =010010
ty. at no(p)s g ml mp

L=3
1.000 1(1)2 1 1 2
2.001 3(1)2 1 1 2
total NATS = 4

L=4
1.0000 1(1)8 7 1 8
2.1011 2(2)4 2 1 2
total NATS = 3

L=5
1.00000 1(1)32 30 2 22
total NATS = 1

L=6
1.000000 1(1)22 21 1 22
2.110111 3(2)4 2 1 2
3.000011 3(2)4 2 1 2
4.000011 3(2)4 2 1 2
5.001001 3(1)2 1 1 2
total NATS = 13

L=7
1.0000000 1(1)16 15 1 16
2.1000010 7(3)16 10 4 6
total NATS = 8

L=8
1.00000000 1(1)40 35 2 32
2.00000000 4(8)32 22 2 4
3.01001000 4(4)20 12 2 4
4.10111011 2(2)4 2 1 2 4
total NATS = 11

L=9
1.000000000 1(1)362 262 7 56
2.000000111 9(3)8 4 2 2
3.000001011 1(9)36 27 1 4
4.000001101 1(9)36 27 1 4
5.001001001 3(1)2 1 1 2 4
total NATS = 15

L=10
1.0000000000 1(1)864 707 5 124
2.0000001011 10(8)16 8 1 2
total NATS = 11

L=11
1.00000000000 1(1)1300 1013 11 156
2.01101100000 11(3)68 45 7 8
total NATS = 12

L=12
1.000000000000 1(1)422 337 4 206
2.11101101110 2(2)856 622 9 18
3.01000001000 6(4)156 122 9 18
4.000000000101 6(4)76 56 4 14
5.11110111101 3(2)76 60 4 12
6.0010010001001 3(1)70 53 6 6
7.00000011011 1(12)24 12 1 2
8.00000011001 1(12)24 12 1 2
9.011000011000 3(2)24 20 2 10
10.000101000101 3(2)4 2 1 2
total NATS = 29

L=13
1.0000000000000 1(1)366 339 3 314
2.110100001011 13(3)440 331 21 52
3.0000000000101 13(4)74 56 3 22
4.0010001000000 13(3)88 64 6 14
total NATS = 40

L=14
1.00000000000000 1(1)634 591 3 550
2.00011101110000 7(4)522 526 16 40
3.1110000011100 7(4)522 526 16 40
4.00010001000000 14(3)86 68 6 26
5.00001010000101 7(3)654 496 16 32
total NATS = 36

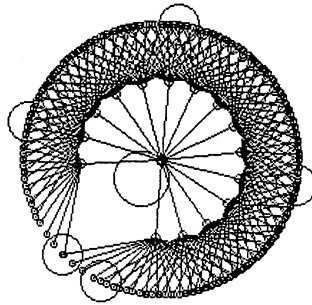
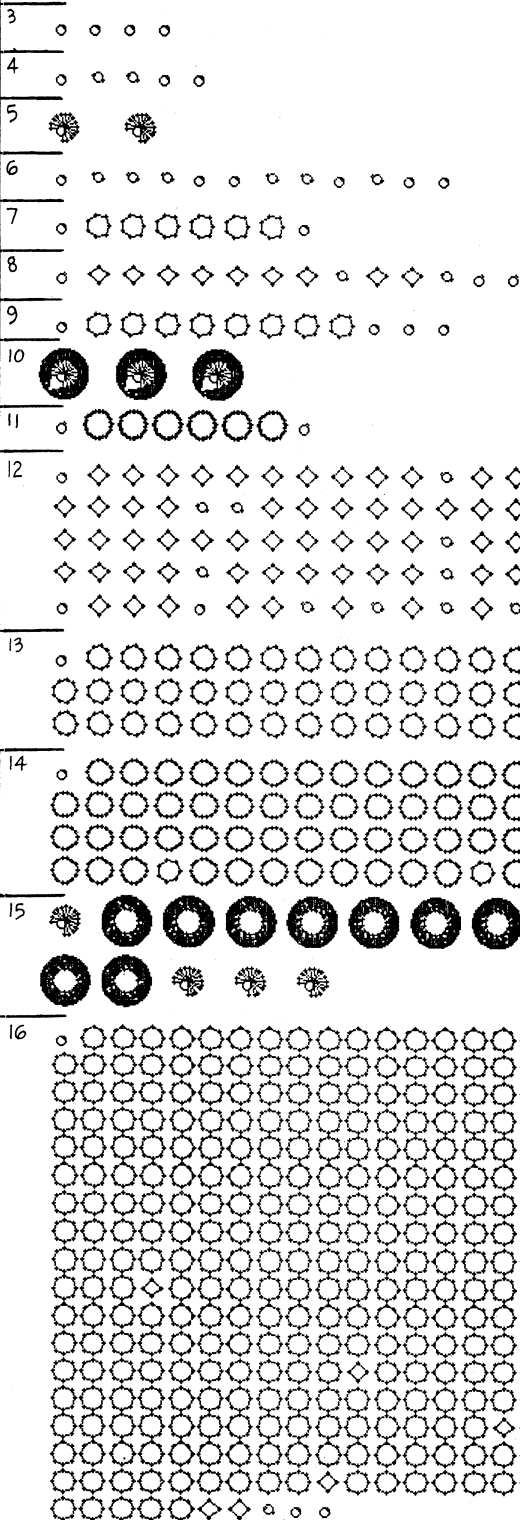

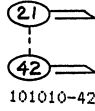
L=15
1.000000000000000 1(1)1082 1050 3 952
2.11110000001110 15(5)722 25 29 46
3.0100000000001000 16(6)500 437 9 50
4.011110111110000 16(6)500 437 9 50
5.000000000001101 1(9)1860 1380 6 16
6.001001001001001 3(1)2 1 1 2
total NATS = 36

L=16
1.0000000000000000 1(1)10008 8139 16 1424
2.0100000000000100 8(12)2856 2220 19 180
3.01000000000001000 16(6)500 437 9 50
4.011110111110000 16(6)500 437 9 50
5.10110110110101 2(2)692 538 7 20
6.0001001000010010 4(4)960 778 12 36
7.0000000100000001 4(8)104 90 3 24
total NATS = 51

λ ratio = 1 $Z = 1$

1001011001101001-0110100110010110-rule
= 5-code 42 -101010

2523490710
Length=3 -16



Length=18

5-code 42 =101010
ty. at no(p)s g ml mp



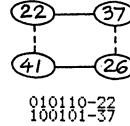
```

L=3
1.000 1(1)1 0 0 1
3.001 3(1)1 0 0 1
4.011 3(1)1 0 0 0 0 0 1
total NATs = 8
L=4
1.0000 1(1)1 0 0 0 1
3.000 4(2)2 0 0 0 1
4.001 2(2)2 0 0 0 1
5.010 2(1)1 0 0 0 0 0 1
total NATs = 10
L=5
1.00000 1(1)1 0 0 0 1 1 1 6
total NATs = 2 15 1 16
L=6
1.000000 1(1)1 0 0 0 0 1
3.00001 6(2)2 0 0 0 0 1
4.0001 6(2)2 0 0 0 0 1
5.001 6(1)1 0 0 0 0 0 0 1
6.010 6(2)2 0 0 0 0 0 0 1
7.010 6(2)2 0 0 0 0 0 0 1
8.010 2(1)1 0 0 0 0 0 0 0 1
9.010 2(1)1 0 0 0 0 0 0 0 1
10.010 2(1)1 0 0 0 0 0 0 0 1
11.010 2(1)1 0 0 0 0 0 0 0 1
12.11111 3(1)1 0 0 0 0 1
total NATs = 40
L=7
1.0000000 1(1)1 0 0 0 0 1
3.0000001 7(7)7 0 0 0 0 1
4.000001 7(7)7 0 0 0 0 1
5.0001 7(7)7 0 0 0 0 1
6.001 7(7)7 0 0 0 0 1
7.010 7(7)7 0 0 0 0 1
8.010 7(7)7 0 0 0 0 1
9.010 7(7)7 0 0 0 0 1
10.010 7(7)7 0 0 0 0 1
11.010 7(7)7 0 0 0 0 1
12.11111 8(1)1 0 0 0 0 1
total NATs = 20
L=8
1.00000000 1(1)1 0 0 0 0 1
3.00000001 8(8)8 0 0 0 0 1
4.0000001 8(8)8 0 0 0 0 1
5.000001 8(8)8 0 0 0 0 1
6.0001 8(8)8 0 0 0 0 1
7.001 8(8)8 0 0 0 0 1
8.010 8(8)8 0 0 0 0 1
9.010 8(8)8 0 0 0 0 1
10.010 8(8)8 0 0 0 0 1
11.010 8(8)8 0 0 0 0 1
12.010 8(8)8 0 0 0 0 1
13.010 8(8)8 0 0 0 0 1
14.11111 9(1)1 0 0 0 0 1
total NATs = 70
L=9
1.000000000 1(1)1 0 0 0 0 1
3.000000001 9(9)9 0 0 0 0 1
4.00000001 9(9)9 0 0 0 0 1
5.0000001 9(9)9 0 0 0 0 1
6.000001 9(9)9 0 0 0 0 1
7.0001 9(9)9 0 0 0 0 1
8.001 9(9)9 0 0 0 0 1
9.010 9(9)9 0 0 0 0 1
10.010 9(9)9 0 0 0 0 1
11.010 9(9)9 0 0 0 0 1
12.11111 10(1)1 0 0 0 0 1
total NATs = 80
L=10
1.0000000000 1(1)1 0 0 0 0 1
3.0000000001 10(10)10 0 0 0 0 1
4.000000001 10(10)10 0 0 0 0 1
5.00000001 10(10)10 0 0 0 0 1
6.0000001 10(10)10 0 0 0 0 1
7.000001 10(10)10 0 0 0 0 1
8.0001 10(10)10 0 0 0 0 1
9.001 10(10)10 0 0 0 0 1
10.010 10(10)10 0 0 0 0 1
11.010 10(10)10 0 0 0 0 1
12.11111 11(1)1 0 0 0 0 1
total NATs = 1096

```


λ ratio = .75 Z = .75

0110100110010111-1001011101111110-rule 1771542398
 = 5-code 22 -010110 Length=3 -16



5-code 22 =010110
 ty. at no(p)s g ml mp

L= 3
 1.000 1(1)8 3 3 3
 total NATs = 1

L= 4
 1.0000 1(1)6 4 2 4
 2.0101 1(2)2 0 0 1
 4.0111 2(2)2 0 0 1
 total NATs = 8

L= 5
 1.00000 1(1)32 30 2 20
 total NATs = 1

L= 6
 1.000000 1(1)32 15 3 15
 2.110111 3(2)4 2 1 2
 3.000111 3(2)2 0 0 1
 5.001101 3(2)2 0 0 1
 6.010101 1(2)2 0 0 1
 total NATs = 14

L= 7
 1.0000000 1(1)128 56 9 14
 total NATs = 1

L= 8
 1.00000000 1(1)214 76 8 20
 2.11011000 4(4)8 3 2 2
 3.00110011 4(1)8 5 4 7 14
 4.01010101 1(2)2 0 0 1
 5.01101111 2(2)2 0 0 1
 total NATs = 12

L= 9
 1.000000000 1(1)188 90 8 39
 2.101111010 9(6)36 14 6 5
 total NATs = 10

L= 10
 1.0000000000 1(1)1022 710 8 80
 2.0101010101 1(2)2 0 0 1
 total NATs = 2

L= 11
 1.00000000000 1(1)2048 979 17 99
 total NATs = 1

L= 12
 1.000000000000 1(1)288 157 7 137
 2.11101110111 6(4)304 54 7 14
 3.110001110100 6(4)42 22 6 6
 4.101001111111 6(4)14 6 3 3
 5.110001110100 6(4)14 6 3 3
 6.110001100101 6(4)14 6 3 3
 7.100011111101 6(4)14 6 3 3
 8.100011111101 6(4)14 6 3 3
 9.11011110111 3(2)6 4 2 4
 10.11100011000 3(2)4 4 0 1
 11.00011011011 3(2)4 4 0 1
 12.00101001101 6(4)4 0 0 1
 13.00101001101 6(4)4 0 0 1
 14.00101001101 6(4)4 0 0 1
 15.00110011001 4(1)1 0 0 1
 16.001101001101 3(2)2 0 0 1
 17.01010101010 2(2)2 0 0 1
 18.01101110111 2(2)2 0 0 1
 total NATs = 86

L= 13
 1.0000000000000 1(1)1042 494 16 195
 2.111110011111 13(6)488 224 28 24
 3.100100100111 13(6)208 106 4 3
 4.110011011110 13(6)208 78 5 3
 5.110011011101 13(6)208 78 5 3
 6.000001011101 13(4)8 2 2 2
 total NATs = 42

L= 14
 1.00000000000000 1(1)4664 2352 20 308
 2.000110110000 7(2)274 86 57 37
 3.100100100111 7(2)274 86 57 37
 4.000011010111 1(14)28 14 1 2
 5.000011110101 1(14)28 14 1 2
 6.000100111001 14(2)3 1 1
 7.010101010101 1(27)2 0 0 1
 total NATs = 32

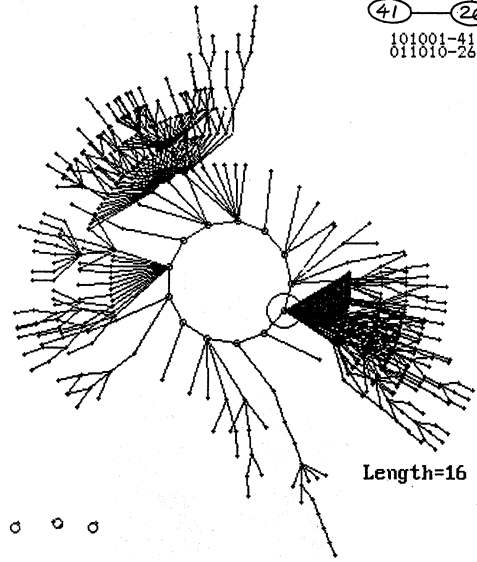

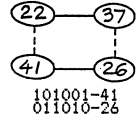
L= 15
 1.000000000000000 1(1)8963 7170 20 518
 2.1110010100111 15(2)1579 1034 37 16
 3.0001001111001 15(2)18 3 4 2
 total NATs = 31

L= 16
 1.0000000000000000 1(1)28598 15596 41 756
 2.000000000000001 6(4)850 586 19 24
 3.110000000000111 6(4)1090 586 19 24
 4.01111111010111 1(48)4384 2192 24 11
 5.01111111010111 1(48)4384 2192 24 11
 6.110000000000111 1(48)192 8 3 3
 7.011101010000101 1(48)192 8 3 3
 8.101101101100001 16(3)20 9 3 4
 9.001101000010110 4(4)12 6 2 3
 10.110101101010001 1(48)192 8 3 3
 11.101101101101101 2(2)1042 576 15 8
 12.1100110011001100 4(1)33 20 3 5
 13.00001001111001 16(2)11 10 3 5
 14.111110010000100 8(2)4 5 10 3 5
 15.01010101010101 1(2)2 0 0 1
 total NATs = 96

λ ratio = .75 Z = .75


1001011001101000-0110100010000001-rule
= 5-code 41 -101001

2523424897
Length=3 -16



Length=16

- 3
- 4
- 5
- 6
- 7
- 8
- 9
- 10
- 11
- 12
- 13
- 14
- 15
- 16



```

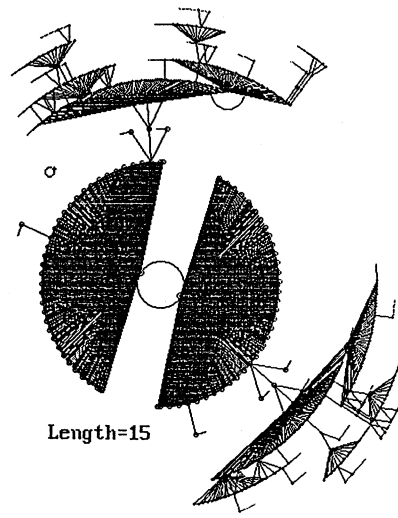
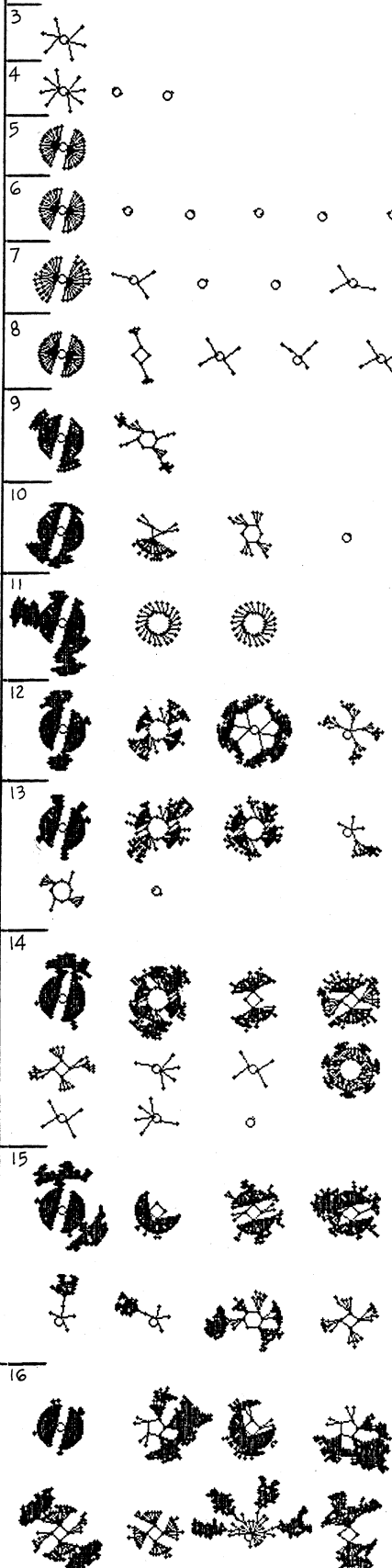

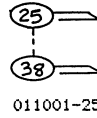
5-code 41 = 101001
ty. at no(p) s g ml mp
L= 3
1.111 1(1)5 3 2 3
2.011 3(1)1 0 0 1
total NATs = 4
L= 4
1.1111 1(1)10 4 3 4
2.0011 2(2)2 0 0 1
3.0101 2(1)1 0 0 1
total NATs = 8
L= 5
1.11111 1(1)32 30 2 20
total NATs = 1
L= 6
1.111111 1(1)17 15 3 15
2.000111 2(1)1 0 0 1
3.001011 2(2)2 0 0 0 1
4.001101 2(2)2 0 0 0 1
5.011101 2(2)2 0 0 0 1
6.010101 2(2)2 0 0 0 1
7.011011 2(1)1 0 0 1
total NATs = 27
L= 7
1.1111111 1(1)37 21 4 14
2.0000001 2(2)2 0 0 0 1
3.0010111 1(7)7 0 0 0 1
4.0010111 1(7)7 0 0 0 1
5.0011011 1(7)7 0 0 0 1
total NATs = 17
L= 8
1.11111111 1(1)42 20 4 20
2.00000001 2(2)2 0 0 0 1
3.00000001 2(2)2 0 0 0 1
4.00110011 2(2)2 0 0 0 1
5.01010101 2(1)1 0 0 1
total NATs = 13
L= 9
1.111111111 1(1)509 216 12 39
2.01101011 3(1)1 0 0 1
total NATs = 4
L= 10
1.1111111111 1(1)712 500 6 80
2.0000000001 2(2)2 0 0 0 1
3.0000000001 2(2)2 0 0 0 1
4.0101010101 2(1)1 0 0 1
total NATs = 13
L= 11
1.11111111111 1(1)2048 979 20 99
total NATs = 1
L= 12
1.111111111111 1(1)1837 889 14 139
2.1001111110011 6(4)322 156 12 14
3.000000100011 3(2)3 2 1 4
4.000000100011 3(2)3 2 1 4
5.000001000001 3(2)2 1 0 1 6
6.00011000111 6(1)3 0 0 1
7.00101001011 12(4)4 0 0 1
8.0010100111 2(2)2 0 0 1
9.0010100111 2(2)2 0 0 1
10.0010100111 2(2)2 0 0 1
11.0010100111 2(2)2 0 0 1
12.0010100111 2(2)2 0 0 1
13.0101010101 2(1)1 0 0 1
14.0101010101 2(1)1 0 0 1
15.0101010101 2(1)1 0 0 1
16.010101010101 2(1)1 0 0 1
total NATs = 69
L= 13
1.111111111111 1(1)717 325 6 195
2.00000000000001 13(18)533 241 13 24
3.001100000110 13(1)27 14 7 3
4.000000100001 13(2)15 6 4 4
total NATs = 40
L= 14
1.1111111111111 1(1)7017 1505 9 308
2.11000111100111 1(4)1024 519 13 337
3.0001010100111 7(6)355 162 15 11
4.0001110000000 7(8)485 232 18 22
5.0000010000001 7(4)21 0 0 1
6.0000010000001 7(4)21 0 0 1
7.000011000011 7(1)3 1 2 2 2
8.001011000111 1(7)7 0 0 1
9.001011001011 2(1)1 0 0 1
10.01010101010101 2(1)1 0 0 1
total NATs = 54
L= 15
1.11111111111111 1(1)11390 7620 20 518
2.0000000000000001 15(14)1371 566 11 46
3.0000000000001001 15(3)28 20 4 1
4.00000010000001 15(3)28 20 4 1
5.01010101010101 3(1)1 0 0 1
total NATs = 49
L= 16
1.111111111111111 1(1)2874 1652 10 756
2.0000000000000000 16(13)717 383 10 71
3.000001010000000 8(12)395 20 4 1
4.1000111000110 16(10)791 432 16 37
5.1000000000100100 16(4)791 432 16 37
6.000000100000001 4(2)25 36 3 14
7.001100110011001 2(1)1 0 0 1
8.0101010101010101 2(1)1 0 0 1
total NATs = 53

```

λ ratio = 1 $Z = .5$

0111111011101000-1110100010000001-rule
= 5-code 25 -011001

2129193089
Length=3 -16



5-code 25 =011001
ty. at no(p)s g ml mp

Table of data for each length L, showing counts for different patterns and total NATs.


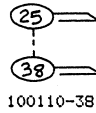

L	1.0000000000000000	2.0011110000000000	3.0000000000000000	4.0000000000000000	5.0101010101010101	total NATs																
3	1(2)8 6 1 4					1																
4	1.0000 1(2)10 8 1 5	2.0011 2(2)2 0 0 1	3.0101 1(1)1 0 0 0 1			1																
5	1.00000 1(2)32 30 1 16					1																
6	1.000000 1(2)32 30 1 16	2.000001 3(2)2 0 0 0 1	3.000001 3(2)2 0 0 0 1	4.001011 5(2)2 0 0 0 1	5.010101 3(2)2 0 0 0 1	21																
7	1.0000000 1(2)44 28 2 15	2.0000001 7(2)5 0 1 1 1	3.0000011 7(1)1 5 0 1 1	4.1001111 7(2)5 0 0 0 1	5.01010101 2(1)1 0 0 1	29																
8	1.00000000 1(2)42 40 1 21	2.00111000 8(4)14 8 2 4	3.00000011 4(2)6 4 1 3	4.00001111 8(3)5 2 4 4	5.00110011 2(2)3 0 0 1	29																
9	1.000000000 1(2)152 96 3 40	2.01111100 9(6)40 24 5 6				10																
10	1.0000000000 1(2)432 310 4 76	2.001111000 10(5)20 30 3 41	3.0000000011 2(1)1 0 0 1			23																
11	1.00000000000 1(2)1960 1342 9 100	2.0010001111 1(22)44 22 1 2	3.0000011011 1(22)44 22 1 2			3																
12	1.000000000000 1(2)928 770 5 140	2.00110010011 2(2)44 32 4 24	3.00110001110 6(1)41 28 4 5	4.0000011011 4(18)48 24 3 3	5.00000100001 3(2)2 0 0 1	6.000000101111 12(4)12 8 1 4	7.0101010101 5(2)2 0 0 1	8.01111010101 5(2)2 0 0 1	11.0111101111 5(2)2 0 0 1	55												
13	1.0000000000000 1(2)522 390 3 196	2.000000000001 13(12)730 178 5 37	3.000000000011 13(14)194 148 5 47	4.001110000001 13(1)29 9 1 48	5.0011100001110 13(1)29 9 1 48	6.000000000001 13(2)2 0 0 1	7.001100000001 13(2)2 0 0 1	8.000000000001 13(2)2 0 0 1	9.000000000001 13(2)2 0 0 1	10.000000000001 13(2)2 0 0 1	11.0011101111 13(2)2 0 0 1	107										
14	1.00000000000000 1(2)3432 2968 7 309	2.001111100000 7(4)82 62 3 34	3.000000000001 14(4)112 74 4 24	4.0000110000110 7(1)97 60 9 6	5.0011100000110 14(1)5 4 1 5	6.0011100000110 14(1)5 4 1 5	7.0011100000110 14(1)5 4 1 5	8.0011100000110 14(1)5 4 1 5	9.0011100000110 14(1)5 4 1 5	10.000000000001 14(4)32 20 3 5	11.000000000001 14(4)32 20 3 5	12.000000000001 14(2)6 4 1 3	13.001100000001 2(1)1 0 0 1	14.001100000001 2(1)1 0 0 1	15.001100000001 2(1)1 0 0 1	16.00000001011111 14(4)26 9 2 6	17.00000001011111 14(4)26 9 2 6	18.100110011111 14(2)2 0 0 1	19.100110011111 14(2)2 0 0 1	20.100110011111 14(2)2 0 0 1	21.010101010101 2(1)1 0 0 1	210
15	1.000000000000000 1(2)7928 6906 9 514	2.00000000000001 15(1)118 87 2 51	3.00000000000001 15(4)239 174 5 47	4.00110001000000 15(1)118 87 2 51	5.00110001000000 15(1)118 87 2 51	6.00001100000000 15(6)226 164 4 12	7.00001100000000 15(6)226 164 4 12	8.00111000000100 15(4)86 60 4 24	9.00111000000100 15(4)86 60 4 24	10.00011100000110 15(1)52 40 7 7	11.00011100000110 15(1)52 40 7 7	12.00111000000110 15(1)52 40 7 7	13.00111000000110 15(1)52 40 7 7	14.00111000000110 15(1)52 40 7 7	15.00000000000001 15(1)52 40 7 7	16.00000000000001 15(1)52 40 7 7	17.00110000011011 15(2)13 10 1 5	18.00110000011011 15(2)13 10 1 5	19.00110000011011 15(2)13 10 1 5	20.00110000011011 15(2)13 10 1 5	21.00110000011011 15(2)13 10 1 5	256

λ ratio = 1 $Z = .5$

1000000100010111-00010110111110-rule
= 5-code 38 -100110

2165774206

Length=3 -16



5-code 38=100110

ty. at no(p)s g ni mp

L=3
1.111 1114 3 1 4
total NATs = 2

L=4
1.1111 1115 4 1 1
2.0011 411 0 0 1
3.0101 121 0 0 1
total NATs = 8

L=5
1.00000 11116 15 1 16
total NATs = 2

L=6
1.000000 11116 15 1 16
2.000001 121 0 0 1
3.00001 121 0 0 1
4.00010 121 0 0 1
5.00101 121 0 0 1
6.01010 121 0 0 1
total NATs = 18

L=7
1.0000000 11121 14 2 15
2.0000001 7121 0 1 15
3.000001 121 0 0 1
4.00001 121 0 0 1
5.00010 121 0 0 1
6.00101 121 0 0 1
7.01010 121 0 0 1
total NATs = 27

L=8
1.00000000 11176 48 40
2.00000001 913 20 7 40
3.0000001 1013 20 7 40
4.000001 1013 20 7 40
5.00001 1013 20 7 40
6.00010 1013 20 7 40
7.00101 1013 20 7 40
8.01010 1013 20 7 40
total NATs = 28

L=9
1.000000000 11198 67 9 100
2.000000001 11198 67 9 100
3.00000001 11198 67 9 100
4.0000001 11198 67 9 100
5.000001 11198 67 9 100
6.00001 11198 67 9 100
7.00010 11198 67 9 100
8.00101 11198 67 9 100
9.01010 11198 67 9 100
total NATs = 62

L=10
1.0000000000 11126 119 5 140
2.0000000001 11126 119 5 140
3.000000001 11126 119 5 140
4.00000001 11126 119 5 140
5.0000001 11126 119 5 140
6.000001 11126 119 5 140
7.00001 11126 119 5 140
8.00010 11126 119 5 140
9.00101 11126 119 5 140
10.01010 11126 119 5 140
total NATs = 110

L=11
1.00000000000 11171 164 7 309
2.00000000001 11171 164 7 309
3.0000000001 11171 164 7 309
4.000000001 11171 164 7 309
5.00000001 11171 164 7 309
6.0000001 11171 164 7 309
7.000001 11171 164 7 309
8.00001 11171 164 7 309
9.00010 11171 164 7 309
10.00101 11171 164 7 309
11.01010 11171 164 7 309
total NATs = 207

222

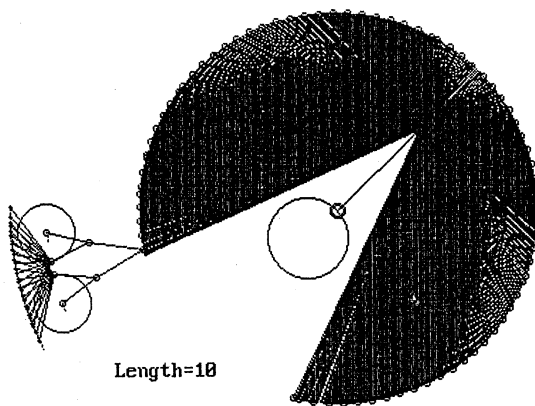

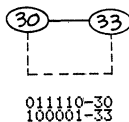
intentionally blank

λ ratio = .125 Z = .125

0111111111111111-1111111111111110-rule
= 5-code 30 -011110

2147483646

Length=3 -12



- 3
- 4
- 5
- 6
- 7
- 8
- 9
- 10
- 11
- 12

5-code 30 =011110
ty. at no(p)s g ml mp
L=3
1.000 1(1)8 6 2 6
total NATs = 1
L=4
1.0000 1(1)14 14 2 14
total NATs = 1
L=5
1.00000 1(1)32 30 2 30
total NATs = 1
L=6
1.000000 1(1)52 50 2 50
2.110111 3(2)4 2 1 2
total NATs = 4
L=7
1.0000000 1(1)100 98 2 98
2.1100111 7(2)4 2 1 2
total NATs = 8
L=8
1.00000000 1(1)192 190 2 190
2.11000111 8(2)4 2 1 4
3.11001111 4(2)4 2 1 2
total NATs = 13
L=9
1.000000000 1(1)368 366 2 366
2.110000111 9(2)10 8 1 8
3.110001111 9(2)6 4 1 4
total NATs = 19
L=10
1.0000000000 1(1)884 857 5 712
2.1100001111 10(2)10 8 1 8
3.1100011111 5(2)8 6 1 4
total NATs = 16
L=11
1.00000000000 1(1)1916 1859 5 1364
2.11000011111 11(2)12 10 1 8
total NATs = 12
L=12
1.000000000000 1(1)3988 3884 6 2630
2.110000111111 6(2)16 14 1 8
3.110111101111 3(2)4 2 1 2
total NATs = 10

224

intentionally blank

Mutants

A3.1 The Effect of Mutating a Rule on the Basin of Attraction (see section 4.2)

Diagrams A3.1-16 show a sequence of basins of attraction (or basin fields) corresponding to a sequence of mutated rules.

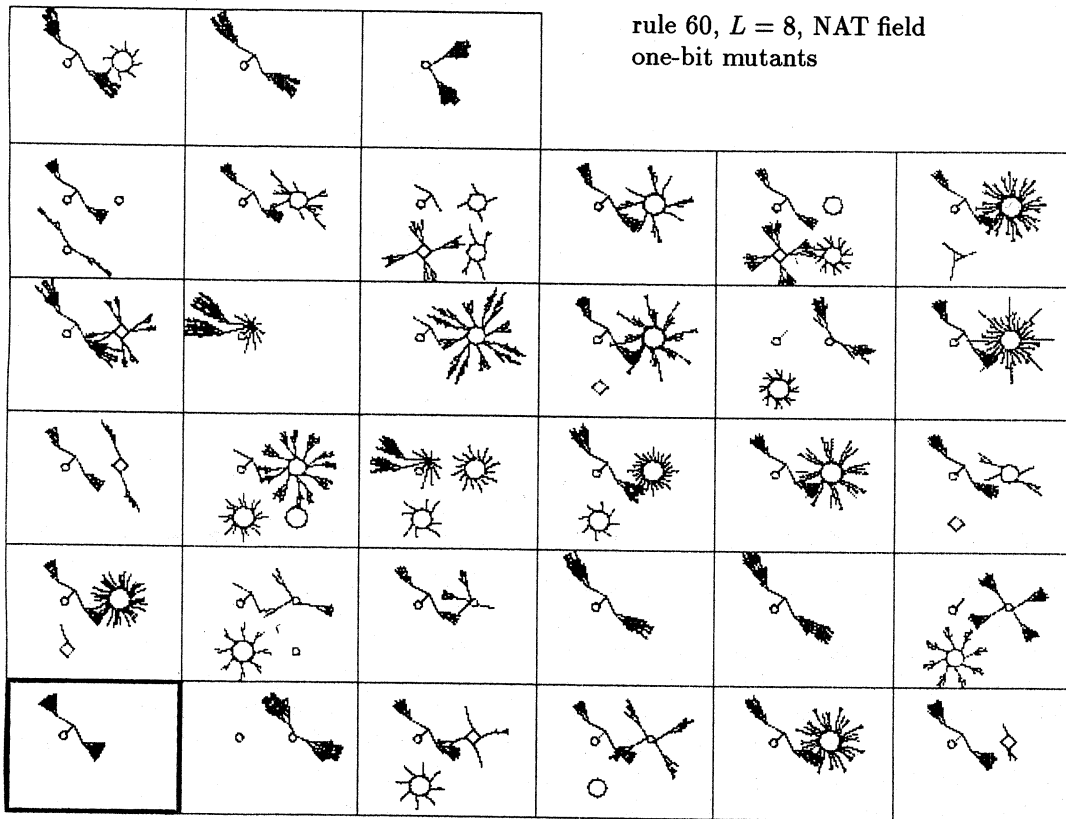
The mutations are made to the rule's $n = 5$ rule table, even if the rule is an $n = 3$ rule ($n = 3$ rules can be expressed as $n = 5$ rules; see 3.3.10). The rule table consists of a 32-bit string arranged in conventional order (see 3.3.9). The mutations are made to successive bits in the rule table from left to right. The series of mutated rules consists of a source rule, and 32 one-bit mutants. In diagrams A3.2 and A3.10 only, the one-bit mutations are cumulative, so that the source rule is progressively changed to its complement.

In the diagrams, the source rule is located in the bottom left-hand corner frame (bold outline); successive mutants are located to the right of the source rule, and then from left to right in ascending rows.

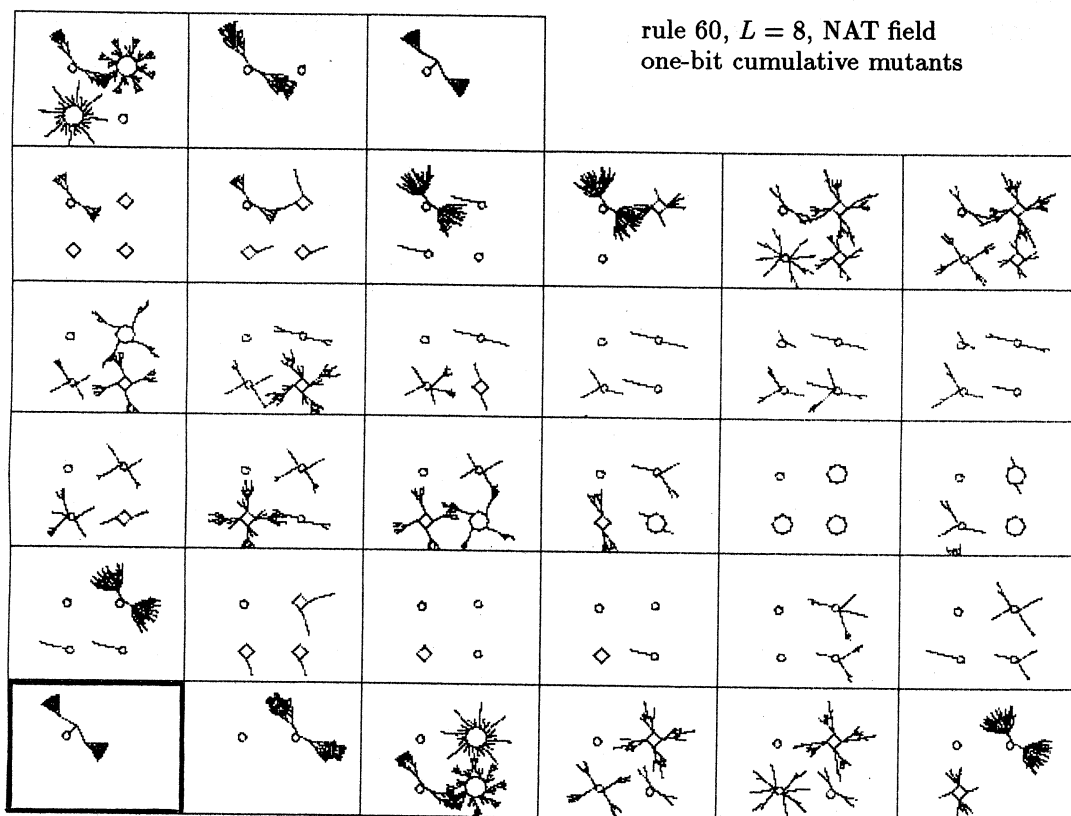
Diagrams A3.1-2 show the basin of attraction field. Diagrams A3.3-16 show single basins.

The rule table may be thought of as analogous to a genetic code or *genotype*, and the basin structure as the resulting *phenotype*. Small mutations to the genotype result, in general, to small changes in the phenotype.


A3.1



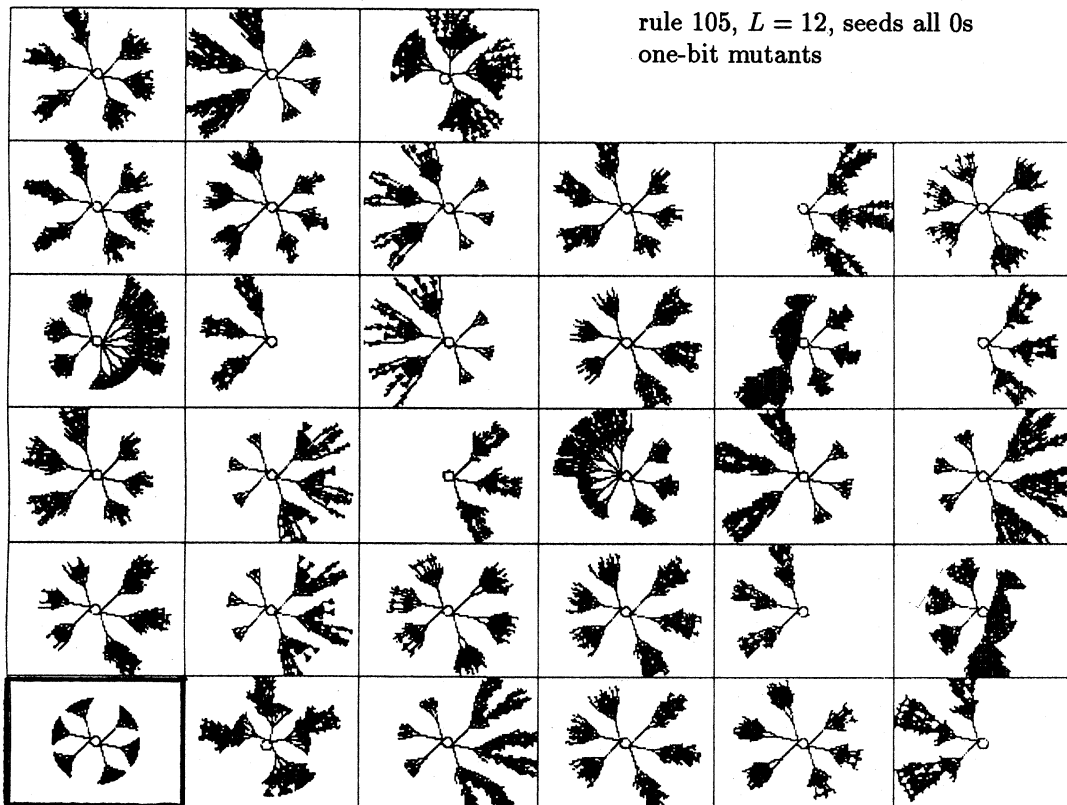
A3.2



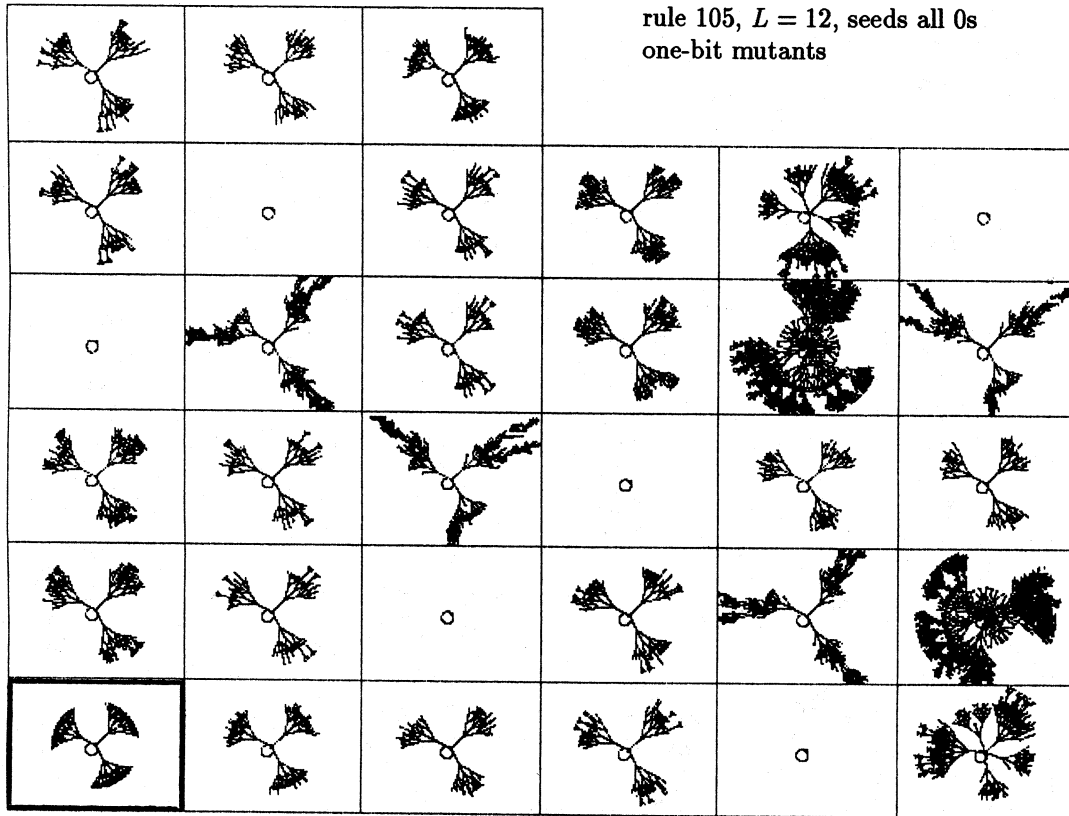
A3.3




A3.4




A3.5



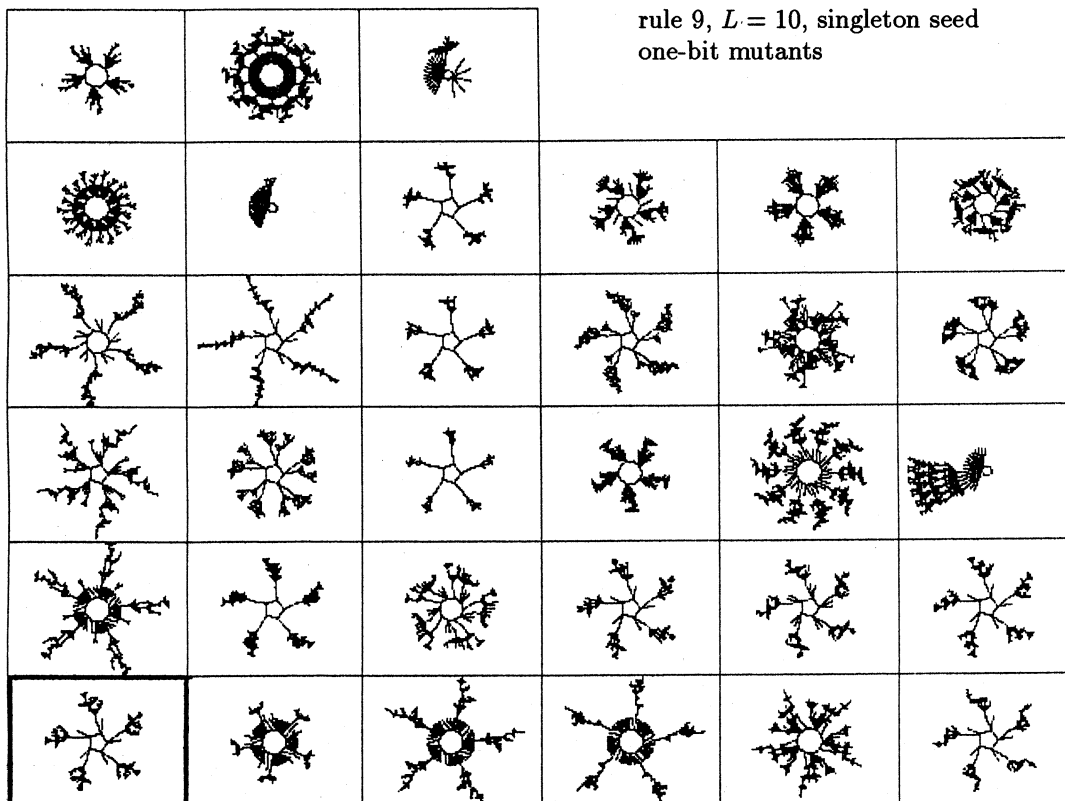
A3.6




A3.7




A3.8




A3.9




A3.10




A3.11



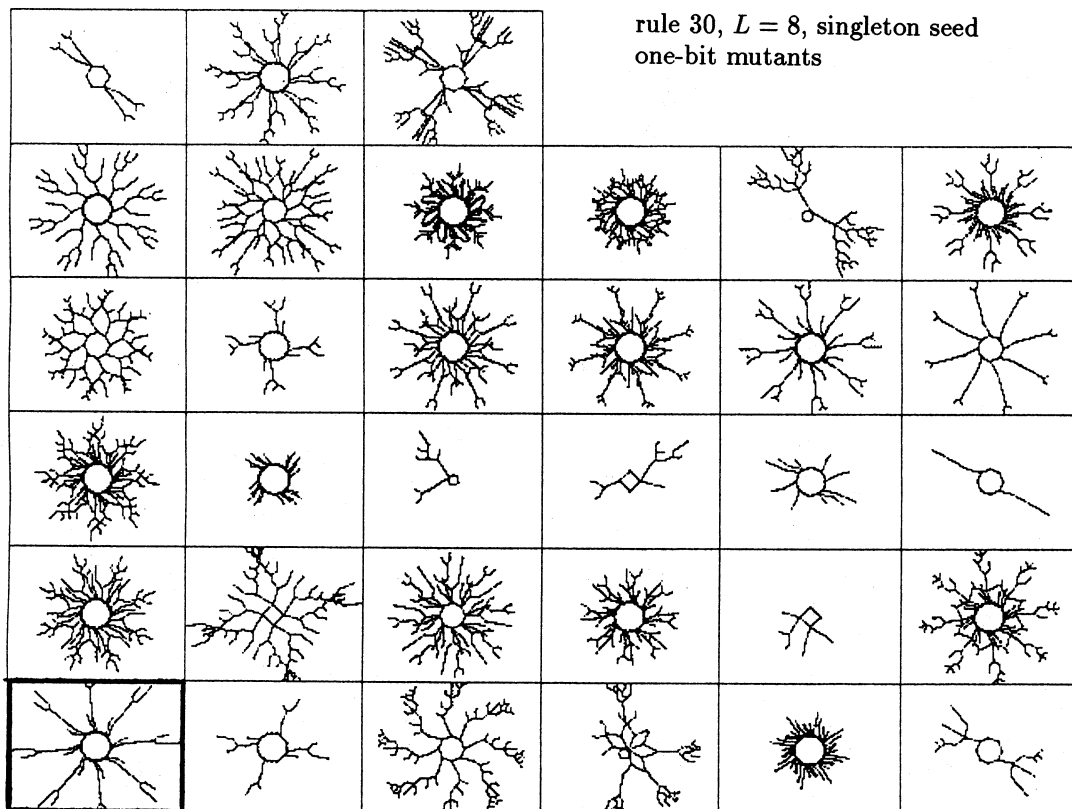
A3.12



A3.13

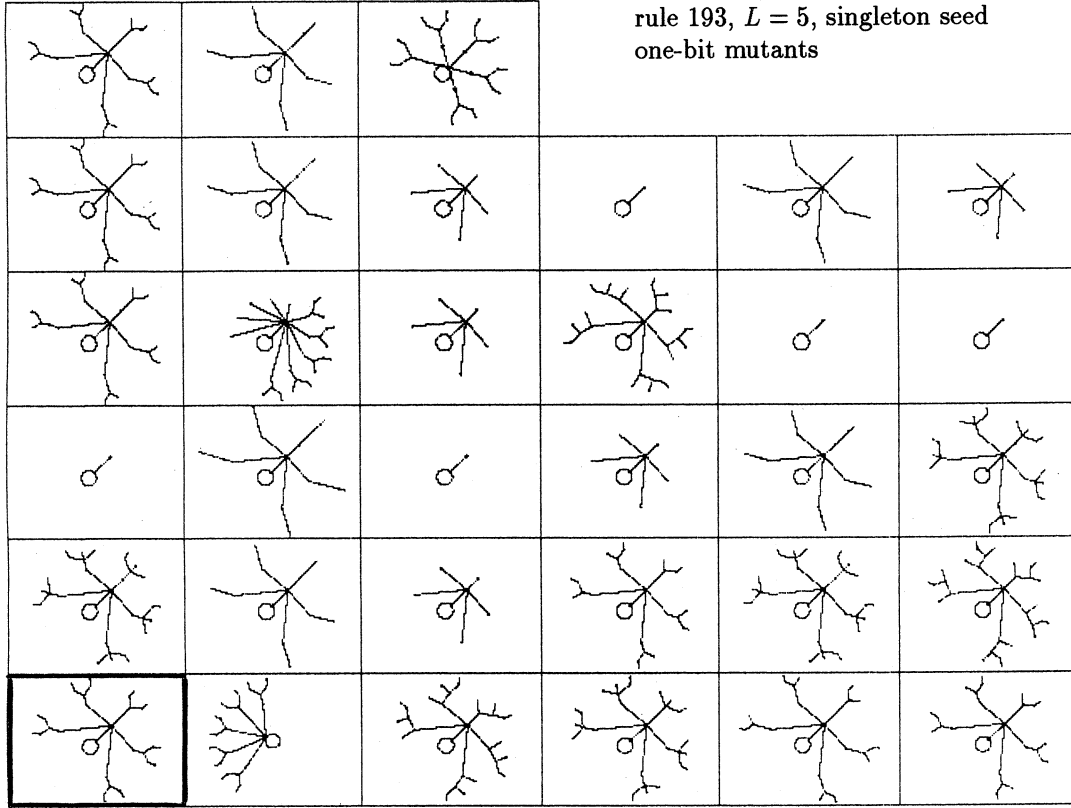


A3.14




A3.1 The Effect of Mutating a Rule on the Basin of Attraction

A3.15



A3.16



234

intentionally blank

The Rule-Space Matrix, $n=3$ Rules

The 256 $n = 3$ rules (0 to 255) may be set out on a 16×16 matrix. Rows i and columns j are numbered 0 to 15 as shown on the next page, and equivalently by the 4-bit binary numbers 0000 to 1111. Each entry in the matrix, a_{ij} , is a function of its position, and is assigned the decimal equivalent of the 8-bit binary number formed by the concatenation (denoted by the symbol $+$) of its 4-bit row and column binary expressions. If $\text{bin}\$(x) =$ the 4-bit binary string equivalent of x , and $\text{dec}(x\$) =$ the decimal equivalent of the binary string $x\$$, then

$$a_{ij} = \text{dec}(\text{bin}\$(i) + \text{bin}\$(j));$$

for example, to establish the entry $a_{5,6}$

$$\text{bin}\$(5) = \text{"0101"}, \text{ and } \text{bin}\$(6) = \text{"0110"}$$

$$\text{bin}\$(5) + \text{bin}\$(6) = \text{"0101"} + \text{"0110"} = \text{"01010110"}, \text{ dec}(\text{"01010110"}) = 86$$

Conversely, given a rule number, 0 to 255, its position on the matrix is found by the separating its 8-bit binary expression into two equal parts. The left 4 bits denotes the row i and the right 4 bits the column j . The resulting matrix is set out on the next page.

	j															
	0	1	2	3	4	5	6	7	8	9	10	11	12	13	14	15
0	0	1	2	3	4	5	6	7	8	9	10	11	12	13	14	15
1	16	17	18	19	20	21	22	23	24	25	26	27	28	29	30	31
2	32	33	34	35	36	37	38	39	40	41	42	43	44	45	46	47
3	48	49	50	51	52	53	54	55	56	57	58	59	60	61	62	63
4	64	65	66	67	68	69	70	71	72	73	74	75	76	77	78	79
5	80	81	82	83	84	85	86	87	88	89	90	91	92	93	94	95
6	96	97	98	99	100	101	102	103	104	105	106	107	108	109	110	111
7	112	113	114	115	116	117	118	119	120	121	122	123	124	125	126	127
8	128	129	130	131	132	133	134	135	136	137	138	139	140	141	142	143
9	144	145	146	147	148	149	150	151	152	153	154	155	156	157	158	159
10	160	161	162	163	164	165	166	167	168	169	170	171	172	173	174	175
11	176	177	178	179	180	181	182	183	184	185	186	187	188	189	190	191
12	192	193	194	195	196	197	198	199	200	201	202	203	204	205	206	207
13	208	209	210	211	212	213	214	215	216	217	218	219	220	221	222	223
14	224	225	226	227	228	229	230	231	232	233	234	235	236	237	238	239
15	240	241	242	243	244	245	246	247	248	249	250	251	252	253	254	255

The position of rules on the matrix depends on the rule numbering convention implicit in the sequence of the rule table entries. The conventional sequence as described in section 3.3 is as follows:

	111	110	101	100	011	010	001	000	neighbourhoods
Rule table..	T_7	T_6	T_5	T_4	T_3	T_2	T_1	T_0	outputs

Thus $T_7T_6T_5T_4T_3T_2T_1T_0$ is the conventional binary expression of the rule. Other sequences of the rule table would be equally valid; indeed, there are $8! = 13440$ permutations, and thus the same number of possible alternative numbering conventions.

If the equivalence relationships are indicated by drawing lines between equivalent rules on the matrix, a systematic pattern is apparent, however the clarity of this pattern varies for different numbering conventions. A limited search of alternatives has turned up a permutation that results in a pattern of exceptional clarity; this is the rear-ranged sequence:

	111	101	110	100	000	010	001	011	neighbourhoods
Rule table..	T_7	T_5	T_6	T_4	T_0	T_2	T_1	T_3	outputs

giving the alternative binary expression of the rule $T_7T_5T_6T_4T_0T_2T_1T_3$. In the matrix shown on the next page, rules are *positioned* according to the alternative numbering system, but are still numbered according to the conventional system. The diagonals, labeled *c* (complement) and *n* (negative), are indicated.

0	8	2	10	4	12	6	14	1	9	3	11	5	13	7	15
16	24	18	26	20	28	22	30	17	25	19	27	21	29	23	31
64	72	66	74	68	76	70	78	65	73	67	75	69	77	71	79
80	88	82	90	84	92	86	94	81	89	83	91	85	93	87	95
32	40	34	42	36	44	38	46	33	41	35	43	37	45	39	47
48	56	50	58	52	60	54	62	49	57	51	59	53	61	55	63
96	104	98	106	100	108	102	110	97	105	99	107	101	109	103	111
112	120	114	122	116	124	118	126	113	121	115	123	117	125	119	127
128	136	130	138	132	140	134	142	129	137	131	139	133	141	135	143
144	152	146	154	148	156	150	158	145	153	147	155	149	157	151	159
192	200	194	202	196	204	198	206	193	201	195	203	197	205	199	207
208	216	210	218	212	220	214	222	209	217	211	219	213	221	215	223
160	168	162	170	164	172	166	174	161	169	163	171	165	173	167	175
176	184	178	186	180	188	182	190	177	185	179	187	181	189	183	191
224	232	226	234	228	236	230	238	225	233	227	235	229	237	231	239
240	248	242	250	244	252	246	254	241	249	243	251	245	253	247	255

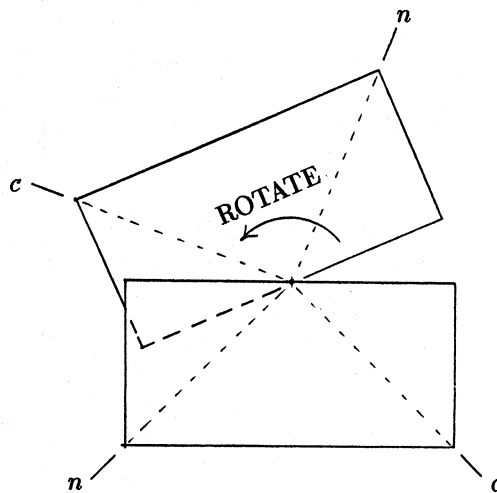
n c

The matrix shows reflection equivalent rules linked by lines, and provides a graphic demonstration of rule categories and relationships as follows:

1. Simulates all the rule cluster transformations.
2. Distinguishes between symmetric, semi-asymmetric, and fully asymmetric rules.
3. Identifies special status rules resulting in collapsed clusters.
4. Accounts for the numbers of rules in equivalence classes and symmetry categories.

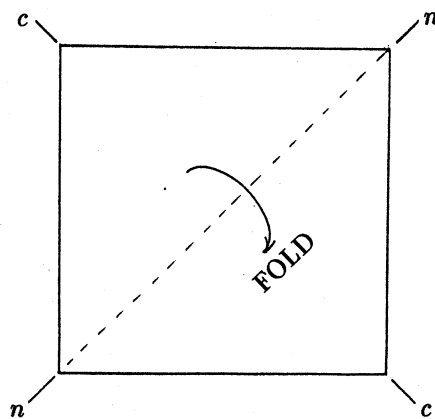
A4.1 Complimentary Transformations

R and R_c will be superimposed if any half division of the matrix is rotated over the other half (this is true of *all* numbering conventions).



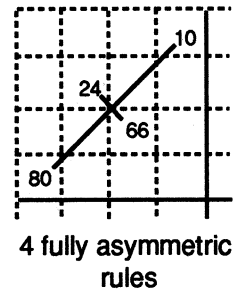
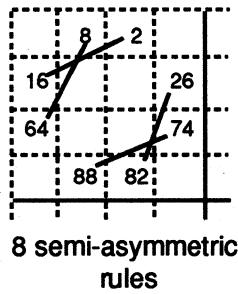
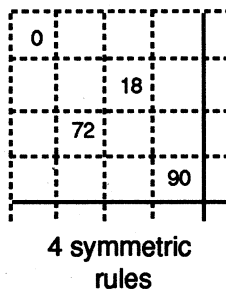
A4.2 Negative Transformations

Given a rule R , R_n is its reflection across the n diagonal. Alternatively, R and R_n will be superimposed if the matrix is *folded* across the n diagonal.



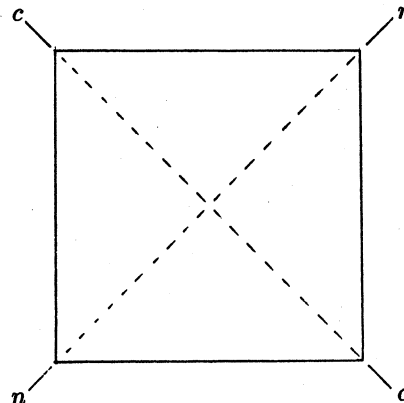
A4.3 Reflection Transformations

The matrix is shown subdivided into sixteen 4×4 segments, containing 16 rules. R and R_r pairs are contained within a segment, and are shown linked. Rules in each segment have the same characteristic layout according to their symmetry categories as illustrated below:



A4.4 Collapsed Clusters

The two diagonals across the matrix, labelled n (negative) and c (compliment), have special significance, because when the complimentary and negative manipulations of the matrix are carried out, rules related to the diagonals exhibit additional relationships, resulting in collapsed clusters as described in section 3.3.8.



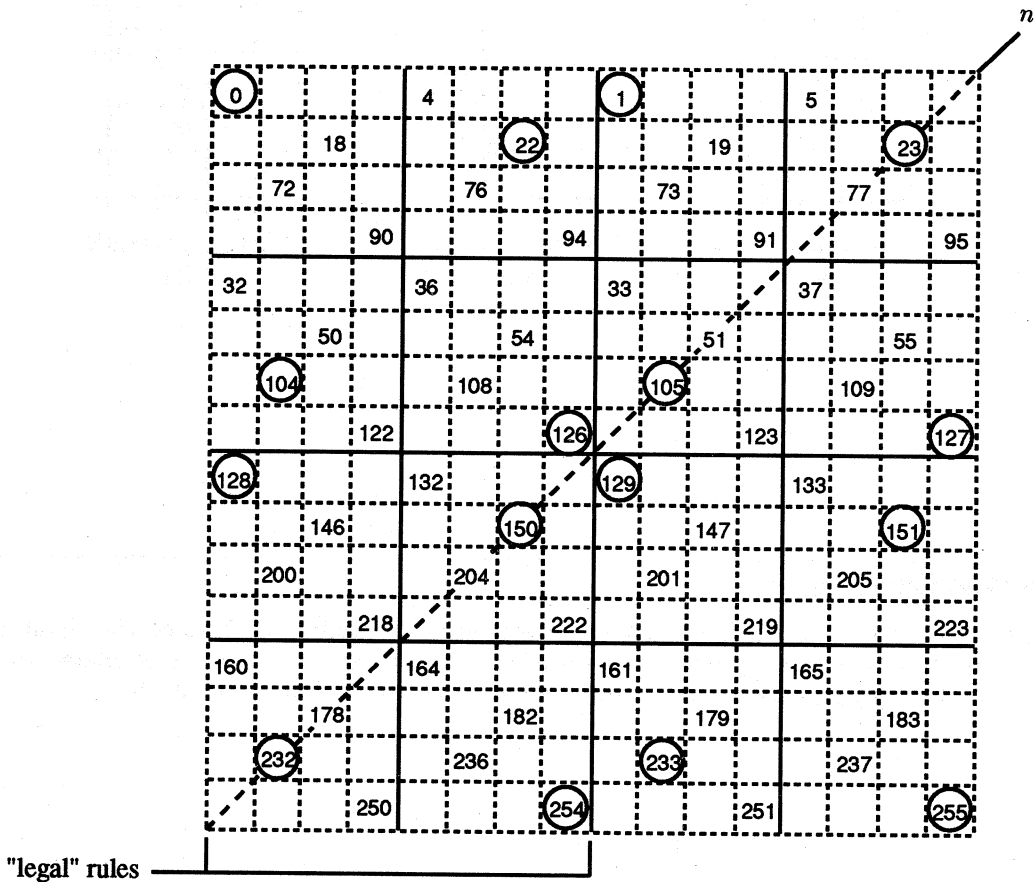
Rules that lie on the c diagonal have the property, for a given rule R , $R_c = R_n$. Fully asymmetric rules whose reflection link is bisected by the c diagonal, have the property, for a given rule R , $R_c = R_{nr}$. As stated earlier, R and R_n will be superimposed if the matrix is folded across the n diagonal; rules that lie on this diagonal (on the fold) have the property, $R = R_n$. Fully asymmetric rules whose reflection link is bisected by the n diagonal have the property that, for a given rule R , $R_n = R_r$.

Semi-asymmetric rules are unrelated to the diagonals in the ways described above, and therefore have no collapsed clusters.

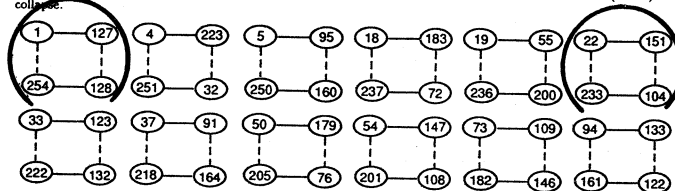
A4.5 Symmetric Rules

The equivalence classes among the symmetric rules (total 36) consist of the rules which are superimposed when the matrix is folded across the n diagonal.

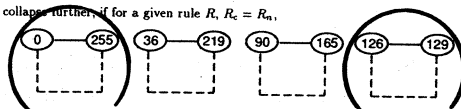
The 32 rules that have sometimes been designated as "legal"³³ (both symmetric and even) are located in the left half of the matrix. The 16 totalistic rules among the $n = 3$ rules are circled.



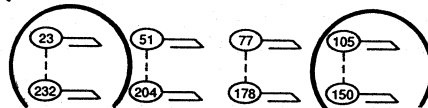
SYMMETRIC RULE CLUSTERS ($T_6 = T_3$ and $T_4 = T_1$). By definition, $R = R_c$, so the reflection links (x axis) will collapse.



The cluster will collapse further if for a given rule $R, R_c = R_n$.

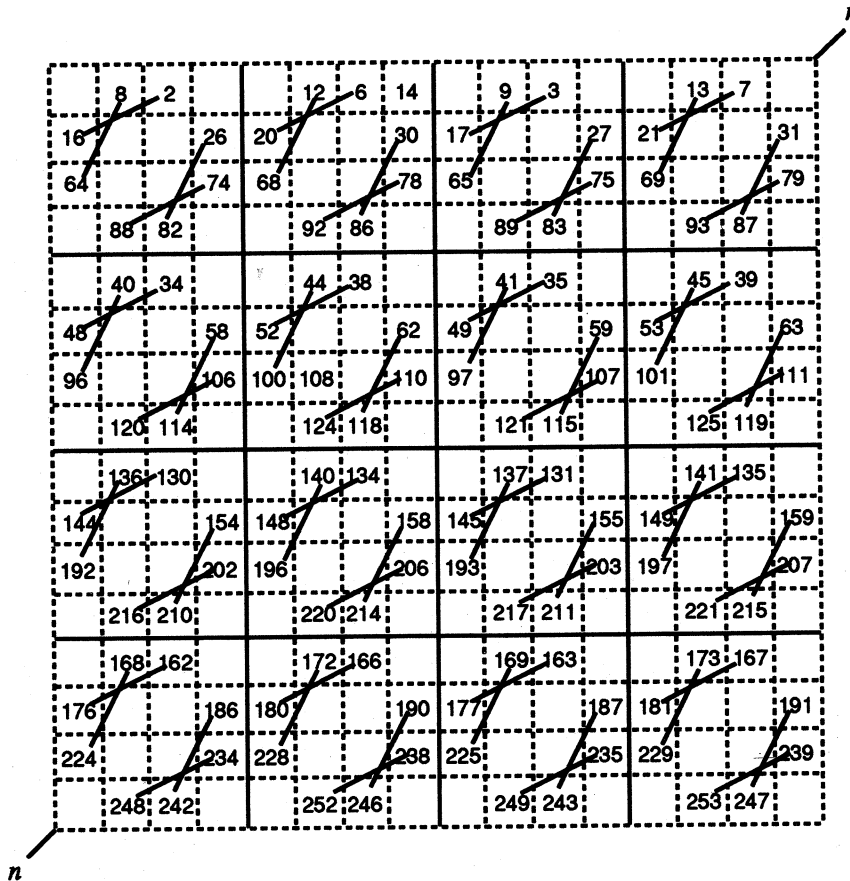


and also if $R = R_n$.



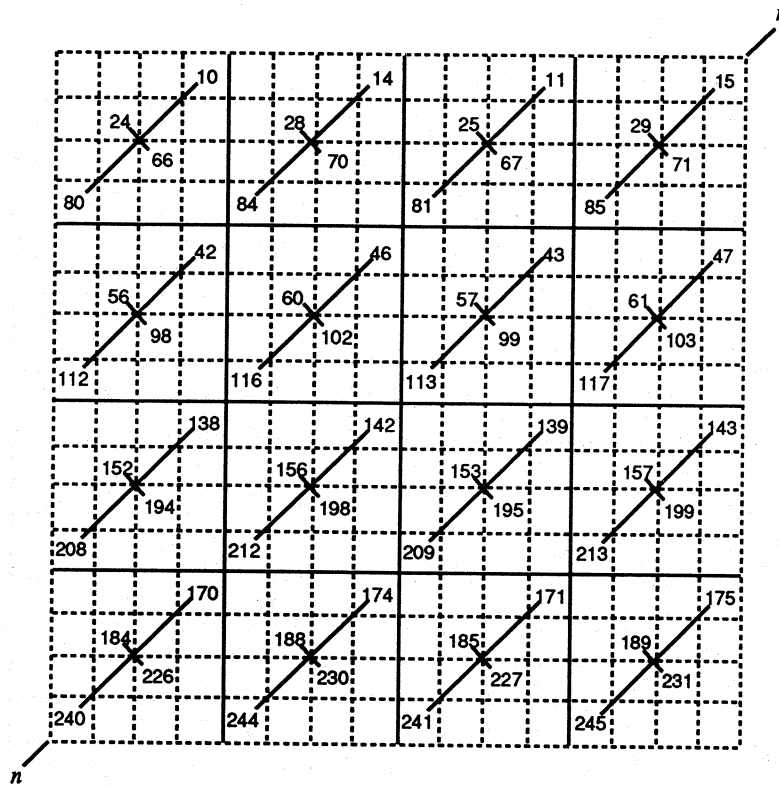
A4.6 Semi-Asymmetric Rules

The equivalence classes among the fully asymmetric rules (total 32) consist of the linked rules which are superimposed when the matrix is folded across the n diagonal.

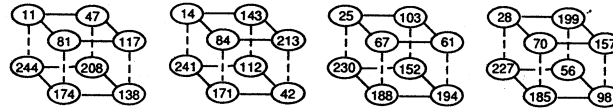


A4.7 Fully Asymmetric Rules

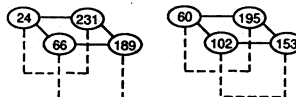
The equivalence classes among the fully asymmetric rules (total 20) consist of the linked rules which are superimposed when the matrix is folded across the n diagonal.



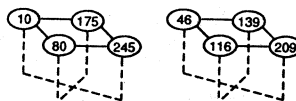
FULLY ASYMMETRIC RULE CLUSTERS



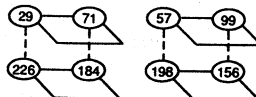
The cluster will collapse if, for a given rule R , $R_c = R_n$,



And if, for a given rule R , $R_c = R_{nr}$,



And if, for a given rule R , $R_n = R_r$,



And also if $R = R_n$,



References

1. Ashby, W. R. *Design for a Brain*. London: Chapman & Hall, 1960.
2. Berlekamp, E., J. H. Conway, and R. Guy. *Winning Ways for Your Mathematical Plays*. New York: Academic Press, 1982.
3. Burks, A. W. *Essays on Cellular Automata*. Urbana: University of Illinois Press, 1966.
4. Dawkins, R. "The Evolution of Evolvability." In *Artificial Life*, edited by C. Langton, 201–220. Santa Fe Institute Studies in the Science of Complexity, Proc. Vol. VI. Redwood City, CA: Addison-Wesley, 1988.
5. Feldberg, R., and S. Rasmussen. Private communication, August 1991.
6. Grassberger, P. "Chaos and Diffusion in Deterministic Cellular Automata." *Physica D* **10D** (1984): 52–58.
7. Hogg, T., and B. A. Huberman. "Attractors on Finite Sets: The Dissipative Dynamics of Computing Structures." *Physical Review A* **32(4)** (1985): 2338–2346.
8. Jen, E. "Global Properties of Cellular Automata." *J.Stat.Phys.* **43** (1986): 219.
9. Jen, E. "Scaling of Preimages in Cellular Automata." *Complex Systems* **1** (1987): 1045–1062.
10. Jen, E. "Cylindrical Cellular Automata." *Com. Math. Phys.* **188** (1988): 569–590.
11. Jen, E. "Linear Cellular Automata and Recurring Sequences in Finite Fields." *Com. Math. Phys.* **119** (1988): 13–28.
12. Jen, E. "Enumeration of Preimages of Cellular Automata." *Complex Systems* **3** (1989): 421–456.
13. Kaneko, K. "Attractors, Basin Structures and Information Processing in Cellular Automata." In *Theory and Application of Cellular Automata*, 367–399. Singapore: World Scientific, 1986.
14. Kauffman, S. A. "Emergent Properties in Random Complex Automata." *Physica D* **10D** (1984): 146–156.
15. Kauffman, S. A. "Requirements for Evolvability in Complex Systems: Orderly Dynamics and Frozen Components." In *Complexity, Entropy and the Physics of Information*, edited by W. H. Zurek, 151–192. Santa Fe Institute Studies in the Sciences of Complexity, Proc. Vol. VIII. Redwood City, CA: Addison-Wesley, 1990.
16. Langton, C. G. "Studying Artificial Life with Cellular Automata." *Physica D.* **22** (1986): 120–149.
17. Langton, C. G. "Computation at the Edge of Chaos: Phase Transitions and Emergent Computation." *Physica D* **42** (1990): 12–37.
18. Li, W. "Complex Patterns Generated by Next Nearest Neighbors Cellular Automata." *Comput. & Graphics* **13(4)** (1989): 531–537.
19. Li, W., N. H. Packard, and C. Langton. "Transition Phenomena in Cellular Automata Rule Space." *Physica D* **45** (1990): 77–94.

20. Li, W., and N. H. Packard. "Structure of the Elementary Cellular Automata Rule Space." *Complex Systems* 4 (1990): 281-297.
21. Li, W. "Phenomenology of Non-Local Cellular Automata." Working Paper 91-01-001, Santa Fe Institute, Santa Fe, NM, January 1991.
22. Martin, O., A. M. Odlyzko, and S. Wolfram. "Algebraic Properties of Cellular Automata." *Comm. Math. Phys.* 93 (1984): 219-258.
23. Moore, E. F. "Machine Models of Self Reproduction." *Proc. Symp. Appl. Math.* 14 (1962): 17.
24. Packard, N. H., and S. Wolfram. "Two-Dimensional Cellular Automata." *J. Stat. Phys.* 38(5/6) (1985).
25. Pitsianis, S., G. L. Bleris, Ph. Tsalides, A. Thanailakis, and H. C. Card. "Algebraic Theory of Bounded One-Dimensional Cellular Automata." *Complex Systems* 3 (1989): 209-227.
26. Von Neumann, J. "Theory of Self-Reproducing Automata." *1949 Univ. of Illinois Lectures on the Theory and Organization of Complicated Automata*, edited by A. W. Burks. Urbana: University of Illinois Press, 1966.
27. Walker, C. C., and W. R. Ashby. "On the Temporal Characteristics of Behavior in Certain Complex Systems." *Kybernetik* 3 (1966): 100-108.
28. Walker, C. C. "Behavior of a Class of Complex Systems: The Effect of System Size on Properties of Terminal Cycles." *Cybernetics* (1971): 1, 4, 55-67.
29. Walker, C. C., and A. A. Aadryan. "Amount of Computation Preceding Externally Detectable Steady-State Behavior in a Class of Complex Systems." *Bio-Medical Computing* 2 (1971): 85-94.
30. Walker, C. C. "Predicting the Behavioral Effects of System Size in a Family of Complex Abstract Systems." *Progress in Cybernetics and Systems Research* 111 (1978): 43-47.
31. Walker, C. C. "Stability of Equilibrial States and Limit Cycles in Sparsely Connected, Structurally Complex Boolean Nets." *Complex Systems* 1 (1987): 1063-1086.
32. Walker, C. C. "Attractor Dominance Patterns in Random-Structure Cellular Automata." *Physica D* (1990): in press.
33. Wolfram, S. "Statistical Mechanics of Cellular Automata." *Revs. Modern Physics* 55(3) (1983): 601-64.
34. Wolfram, S. "Universality and Complexity in Cellular Automata." *Physica D* 10D (1984): 1-35.
35. Wolfram, S. "Computation Theory of Cellular Automata." *Comm. Maths. Phys.* 96 (1984): 15-57.
36. Wolfram, S. "Twenty Problems in the Theory of Cellular Automata." *Physica Scripta* T9 (1985): 170-183.
37. Wolfram, S. "Undecidability and Intractability in Theoretical Physics." *Phys. Rev. Lett.* 54(8) (1985): 735-738.
38. Wolfram, S. "Approaches to Complexity Engineering." In *Theory and Application of Cellular Automata*, edited by S. Wolfram, 400-413. Singapore: World Scientific, 1986.
39. Wolfram, S. "Appendix: Properties of the $k=2, r=1$ Cellular Automata," Table 1-16. In *Theory and Application of Cellular Automata*, edited by S. Wolfram, 513-536. Singapore: World Scientific, 1986.
40. Wolfram, S. "Random Sequence Generation by Cellular Automata." *Advances in Applied Math.* 7 (1986): 123-169.
41. Wooters, W. K., and C. Langton. "Is There a Sharp Phase Transition for Deterministic Cellular Automata?" Part of the Proceedings of the 1989 Cellular Automata Workshop. *Physica D* 45 (1990): 95-104.
42. Wuensche, A., and M. J. Lesser. "Atlas of Networks of Attraction in One-Dimensional Cellular Automata." Paper presented at the Santa Fe Institute and IERC, Cranfield Institute of Technology, March 1990.
43. Warrell, G. J. Private communication, January 1992.

Index

A

additive rules, 17, 28-29
 ambiguous permutation, 29, 38
 architecture, 5
 disordered, 5, 15-16
 local, 5, 16, 18
 non-local, 13
 ordered, 5, 16
 array, 5-6
 array length, 6, 10, 28
 artificial life, 14
 Ashby, W.R., 15
 asymmetric neighbourhoods, 20
 Atlas of basin of attraction fields, 13
 index of $n = 3$ rules, 83
 index of totalistic rules, 185
 Atlas program, 61
 attractor, 7, 9
 cyclic, 7, 10
 point, 10, 15
 strange, 51
 attractor cycle, 9-10, 15, 17
 length of, 16
 maximum period, 17, 54
 trees rooted on, 8
 attractor node, 9
 attractor period, 10, 17

B

basin field, 11
 basin (field) topology, 13, 21, 29, 54, 57
 in relation to rule class, 55
 basin of attraction, 8-9
 basin of attraction field, 8-9, 11, 15, 81
 atlas of
 see Atlas
 construction of, 11, 27
 significance of, 13
 behaviour
 dynamical, 5, 7, 13, 16, 51
 emergent, 5
 equivalent, 19, 21
 global, 8, 11, 13
 behaviour space
 topology of, 8
 bilateral symmetry, 18, 21, 27
 binary rule table, 56
 binary value range, 6, 18
 biomorphs, 14
 boundary conditions, 5, 16

C**CA**

see cellular automata

cell, 5
 cell's value, 5
 cellular automata, 5
 evolution of, 6, 15-17
 finite, 8
 parameters, 15-16, 18
 cellular automaton transition function, 8
 chaotic space-time patterns, 51, 55
 circular array, 6
 clusters
 collapsed, 22, 239
 fully asymmetric rule, 23
 limited pre-image rule, 32
 rule, 18, 22, 24, 26
 semi-asymmetric rule, 23
 symmetric code, 27
 symmetric rule, 22
 totalistic code, 27
 code
 see totalistic code, 26
 collapsed clusters, 22, 239
 complementary neighbourhood pairs, 19, 25
 complementary transformation
 $n = 3$, 19, 238
 $n = 5$, 25
 complex rules, 51
 complex space-time patterns, 53
 computing pre-images, 12, 38
 continuous dynamical system, 8, 51
 contraction map, 8
 convergence of state space, 39, 52
 Conway, J.H., 5
 corrected Z parameter
 $n = 3$, 40
 $n = 5$, 44
 cyclic attractor, 7, 10

D

Dawkins, Richard, 14
 degree of ambiguity, 33
 degree of pre-imaging, 9, 52
 density of garden-of-Eden nodes, 39, 52
 deterministic k -set, 32
 deterministic permutation, 28, 38
 $K > 2$, 32
 deterministic structure, 28
 $n = 1$, 34
 $n = 2$, 35
 $n = 3$, 36
 $n = 5$, 39
 one-way, 29, 37
 two-way, 29, 32, 35
 deterministic template, 41
 directed arcs, 8
 disclosure length, 9, 15
 maximum, 17, 21

Index

discrete dynamical system, 5
 disordered architecture, 5, 15-16
 disordered state, 17-18
 DNA, 13, 56
 dominance, 16
 dynamical behaviour, 5, 7, 13, 16, 51
 dynamical system, 5, 13
 continuous, 51

E

elementary rules, 5-6, 18
 emergent behaviour, 5
 emergent structures
 interacting, 6
 equivalence class, 21, 24, 26-27
 equivalent basin, 10
 equivalent behaviour, 19, 21
 equivalent codes, 27
 equivalent pre-images, 10
 equivalent rules, 21
 equivalent space-time patterns, 21
 equivalent transient trees, 10
 equivalents by interchanging cell values, 15
 equivalents by reflection, 15
 evolution
 of the cellular automata, 6, 17-18
 evolutionary location, 8
 excluded permutation, 29, 37-38
 exhaustive testing, 11, 28

F

field, 8
 finite cellular automata, 8
 fully asymmetric rule clusters, 23, 158
 fully asymmetric rules, 20, 24, 26, 242

G

game of life, 5
 garden-of-Eden, 9
 density of, 39, 52, 54
 nodes, 9-10
 state, 7, 9-10, 28
 genetic code, 14
 genetic systems, 16
 genotype, 14, 56
 global behaviour, 8, 13
 global state, 5
 graphic convention, 9, 73

H

Hamming distance, 13, 56

hidden deterministic permutations, 40
 historical time reference, 15

I

in degree, 9
 incoming arc, 8
 information structures, 51
 initial condition, 5
 initial global state, 6
 input line, 19-20
 negative, 19
 interacting emergent structures, 6

J

Jen, Erica, 28

K

Kauffman, Stuart A., 5, 13, 16, 18, 54, 56
 K-set, 32

L

λ parameter, 51-52
 tables, 48-49
 λ ratio, 52
 tables, 48-49
 Langton, Christopher, 16, 51
 left ambiguous permutation, 29
 left deterministic k -set, 32
 left deterministic permutation, 28
 left deterministic structure, 28
 left excluded permutation, 29
 left start string, 28
 legal rules, 240
 length of attractor cycles, 16
 limit cycles, 51
 limit points, 51
 limited pre-image rule clusters, 32
 limited pre-image rules, 10, 27-28, 33
 in general, 28
 $n = 1$, 34
 $n = 2$, 35
 $n = 3$, 30, 36
 $n = 5$, 32, 39
 one-way, 29
 two-way, 29
 local architecture, 5, 16, 18
 local neighbourhood, 5-6
 logical universe, 5

M

Martin, O., 8, 17, 28
 mated rules, 59
 maximum attractor cycle period, 17, 54
 maximum disclosure length, 17, 21
 maximum length of transient trees, 54
 maximum pre-imaging, 29, 37, 39, 52, 54
 mirror-image space-time patterns, 15, 20
 mutants, 14, 59, 225
 mutant basins of attraction, 56
 mutation, 14, 56, 59, 225

N**NAT**

see network of attraction

nearest-neighbour wiring, 16, 18
 negative input line, 19
 negative space-time pattern, 19
 negative transformation
 $n = 3$, 19, 238
 $n = 5$, 26
 $n = 5$ totalistic code, 27
 neighbourhood, 5
 asymmetric, 20
 complementary pairs, 25
 local, 5-6
 $n = 3$, 19
 $n = 5$, 25
 $n = 5$ totalistic, 26
 template, 5
 network of attraction, 8, 62
 networks of Boolean functions, 5, 15
 neural networks, 13
 nodes, 8
 non-local architecture, 13
 number of separate basins in the field, 54
 number of theoretic properties of the array length, 16, 18
 numbered nodes, 11

O

one-bit mutant, 57, 225
 one-way deterministic structure, 29, 37
 one-way limited pre-image rule, 29
 ordered architecture, 5, 16
 ordered wiring, 5, 17
 out degree, 9
 outgoing arc, 8

P

parallel processing, 5

parameters

λ , 48-49, 51-52
 of cellular automata, 15-16, 18
 Z , 39, 48-49, 52, 54

partial pre-image, 30, 38

queue, 38

period

attractor, 10, 17
 maximum attractor cycle, 17, 54

periodic boundary conditions, 6, 16, 25

$n = 3$, 19

$n = 5$, 25

permutation

ambiguous, 29, 38
 deterministic, 28, 38, 32
 excluded, 29, 37-38
 hidden deterministic, 40
 left ambiguous, 29
 right ambiguous, 29
 right deterministic, 28
 right excluded, 29

phase portrait, 8**phase space, 7****phase transition, 16, 51, 55****phenotype, 14, 56****point attractor, 10, 15****pre-images, 8, 10-11, 15, 28**

computing, 12

equivalent, 10

of any rule, $n = 3$, 37

of any rule, $n = 5$, 39

of limited pre-image rules, $n = 2$, 34

of limited pre-image rules, $n = 3$, 36

of limited pre-image rules, $n = 5$, 38

partial, 30, 38

pre-imaging

maximum, 29, 37, 39, 52, 54

Q

quiescent (non-quiescent) rule table entries, 51

R**random Boolean networks, 5, 16****reflected input line, 20****reflected (mirror-image) space-time pattern, 20****reflected neighbourhood pairs, 25****reflection transformation**

$n = 3$, 20, 239

$n = 5$, 26

repeat state, 9**repeating segments, 10, 16****reproduction, 14****reverse algorithm, 10, 12, 28, 33, 38****right ambiguous permutation, 29**

right deterministic k -set, 32
 right deterministic permutation, 28
 right excluded permutation, 29
 right start string, 28-29
 rotation equivalent states, 10, 17
 rotation symmetry, 16-17, 21
 rule algorithm, 33
 rule class, 51
 rule cluster, 18, 22, 24, 26
 rule number, 19, 25
 rule numbering system
 $n = 3$, 18
 $n = 5$, 25
 $n = 5$ totalistic code, 26
 rule space, 13, 16, 51, 57
 rule-space matrix, 24, 235
 rule table, 13-14, 19-20, 28, 56
 binary, 56
 $n = 3$, 19
 $n = 5$, 25
 rule transformation
 $n = 3$ to $n = 5$, 25
 totalistic code to $n = 5$, 26
 rules
 additive, 17, 28-29
 complex, 51
 elementary, 5-6, 18
 equivalent, 21
 fully asymmetric, 20, 24, 26
 limited pre-image, 10, 27-28, 33
 mated, 59
 $n = 3$, 18
 $n = 5$, 25
 pre-images of, 34, 36-39
 semi-asymmetric, 20, 24, 26
 source, 57
 symmetric, 18, 20, 24, 26-27
 totalistic, 26, 240

S
 seed, 9
 segmented state, 17-18
 self-reproduction, 5
 semi-asymmetric rule clusters, 23, 125
 semi-asymmetric rules, 20, 24, 26, 241
 shift invariance, 10
 significance of basin of attraction fields, 13
 singleton state, 18
 source rule, 57
 space-time patterns, 6, 51
 chaotic, 51, 55
 complex, 53, 59
 equivalent, 21
 in relation to rule class, 55
 negative, 19
 reflected (mirror-image), 20

space-time trajectories, 15
 start segment, 30
 start string, 28-29, 38
 state space, 7, 9-10, 18
 convergence of, 39, 52
 state transition fragment, 8
 state transition graph, 8-9, 15
 construction of, 9
 states
 disordered, 17-18
 garden-of-Eden, 7, 9-10, 28
 global, 5
 initial global, 6
 repeat, 9
 rotation equivalent, 10
 segmented, 17-18
 singleton, 18
 successor, 9, 15, 27
 uniform, 17
 strange attractor, 51
 successor state, 9, 15, 27
 suppressed equivalent transient branches, 10
 suppressed equivalent transient trees, 10
 symmetric code clusters, 27
 symmetric rule clusters, 22, 84
 symmetric rules, 18, 20, 24, 26-27, 240
 symmetry categories, 20

T

target cell, 5, 15, 18, 25
 templates
 deterministic, 41
 neighbourhood, 5
 time step, 7-8
 topology of basin of attraction fields, 16
 topology of behaviour space, 8
 totalistic code, 5, 26
 clusters, 27
 table, 26
 totalistic rule
 $n = 3$, 240
 $n = 5$, 26
 trajectory, 5
 transient, 7, 9, 51
 transient branch, 9-10
 transient evolution, 17, 21
 transient tree, 9-10
 construction of, 10
 maximum length of, 54
 transition arcs, 9
 transition function, 5, 15
 translational invariance, 16
 trees rooted on attractor cycles, 8
 two-way deterministic structure, 29, 32, 35
 two-way limited pre-image rules, 29

U

uniform state, 17
universal computation, 51

V

value range, 15
Von Neumann, J., 5

W

Walker, Crayton, 5, 8, 15, 18
wiring diagram, 5, 15
Wolfram, Stephen, 5, 8, 16, 19, 26, 51

Z

Z parameter, 39, 52, 54
corrected, 40, 44
tables, 48 -49